

MODIFIED -- Match Results By Region

Cracow OPEN

Printed wrzesień 16, 2006 at 20:49



Region: Czech Republic

	<u>%</u>	<u>Points</u>	<u>Competitor</u>	<u>Cat</u>	<u>Reg</u>	<u>Cls</u>	<u>Tag</u>	<u>ICS</u>
1	100,00	1273,3782	52 Heneš, Zdeněk		CZE			

MODIFIED -- Match Results By Region

Cracow OPEN

Printed wrzesień 16, 2006 at 20:49



Region: Slovak Republic

	<u>%</u>	<u>Points</u>	<u>Competitor</u>	<u>Cat</u>	<u>Reg</u>	<u>Cls</u>	<u>Tag</u>	<u>ICS</u>
1	100,00	746,4033	403 Hrnčiarik, Juraj		SVK			
2	82,06	612,5042	322 Kišš, Juraj		SVK			

OPEN -- Match Results By Region

Cracow OPEN

Printed wrzesień 16, 2006 at 20:49



Region: Belgium

	<u>%</u>	<u>Points</u>	<u>Competitor</u>	<u>Cat</u>	<u>Reg</u>	<u>Cls</u>	<u>Tag</u>	<u>ICS</u>
1	100,00	944,9461	3 Tasset, David		BEL			
2	59,26	559,9613	4 Delcominette, Eugene	S	BEL			

OPEN -- Match Results By Region

Cracow OPEN

Printed wrzesień 16, 2006 at 20:49



Region: Czech Republic

	<u>%</u>	<u>Points</u>	<u>Competitor</u>	<u>Cat</u>	<u>Reg</u>	<u>Cls</u>	<u>Tag</u>	<u>ICS</u>
1	100,00	1161,3437	79 Kamenicek, Martin		CZE			
2	94,76	1100,5022	77 Havlíček, Miroslav		CZE			
3	83,98	975,2411	82 Pijáček, Petr		CZE			
4	70,48	818,5375	58 Sustr, Miloš	S	CZE			
5	68,44	794,7751	61 Polivka, Vladimír	S	CZE			
6	65,89	765,2236	57 Mikula, Jakub		CZE			
7	62,06	720,7602	84 Sustrová, Kateřina	L	CZE			
8	58,25	676,4935	64 Sedlak, Radek		CZE			
9	54,43	632,1146	399 Brunova, Ivona		CZE			
10	50,32	584,3441	304 Spacek, Jaroslav	S	CZE		C	
11	46,58	540,9980	66 Sedlak, Karel	S	CZE			

OPEN -- Match Results By Region

Cracow OPEN

Printed wrzesień 16, 2006 at 20:49




Region: France

	<u>%</u>	<u>Points</u>	<u>Competitor</u>	<u>Cat</u>	<u>Reg</u>	<u>Cls</u>	<u>Tag</u>	<u>ICS</u>
1	100,00	1249,3360	92 Grauffel, Eric		FRA	GM		
2	81,78	1021,7307	91 Obriot, Emile	J	FRA			
3	77,86	972,7295	101 Joly, William		FRA	A		
4	74,04	924,9720	111 Deville, Remy		FRA			
5	71,04	887,5316	115 Obriot, Thierry	S	FRA	B		
6	56,68	708,1173	108 Belloni, Philippe		FRA			
7	32,21	402,3806	107 Nowak, Hubert	SS	FRA			

OPEN -- Match Results By Region

Cracow OPEN

Printed wrzesień 16, 2006 at 20:49




Region: Germany

	<u>%</u>	<u>Points</u>	<u>Competitor</u>	<u>Cat</u>	<u>Reg</u>	<u>Cls</u>	<u>Tag</u>	<u>ICS</u>
1	100,00	566,1191	10 Schmidt, Juergen	SS	GER			

OPEN -- Match Results By Region

Cracow OPEN

Printed wrzesień 16, 2006 at 20:49



Region: Hungary

	<u>%</u>	<u>Points</u>	<u>Competitor</u>	<u>Cat</u>	<u>Reg</u>	<u>Cls</u>	<u>Tag</u>	<u>ICS</u>
1	100,00	595,1252	21 Galo, Zsolt		HUN			
2	0,00	0,0000	174 JToth, Zoltan	S	HUN	B		

OPEN -- Match Results By Region

Cracow OPEN

Printed wrzesień 16, 2006 at 20:49



Region: Israel

	<u>%</u>	<u>Points</u>	<u>Competitor</u>	<u>Cat</u>	<u>Reg</u>	<u>Cls</u>	<u>Tag</u>	<u>ICS</u>
1	100,00	919,3824	22 Menahem, Hemi		ISR			
2	73,44	675,1807	23 Ram, David		ISR			
3	64,05	588,8391	24 Shapira, Tal	L	ISR			

OPEN -- Match Results By Region

Cracow OPEN

Printed wrzesień 16, 2006 at 20:49



Region: Italy

	<u>%</u>	<u>Points</u>	<u>Competitor</u>	<u>Cat</u>	<u>Reg</u>	<u>Cls</u>	<u>Tag</u>	<u>ICS</u>
1	100,00	616,5706	25 Terzi, Pietro	S	ITA			

OPEN -- Match Results By Region

Cracow OPEN

Printed wrzesień 16, 2006 at 20:49



Region: Lithuania

	<u>%</u>	<u>Points</u>	<u>Competitor</u>	<u>Cat</u>	<u>Reg</u>	<u>Cls</u>	<u>Tag</u>	<u>ICS</u>
1	100,00	871,5880	142 Umbrusevicius, Jurgis Saulius		LTU	B		
2	88,22	768,8963	116 Vytis, Baranauskas	J	LTU			
3	85,14	742,0474	140 Stavcevas, Vitalijus		LTU			
4	77,08	671,8390	137 Simutis, Karolis	J	LTU			
5	66,34	578,2029	135 Sabaliauskas, Vaidas		LTU	C		
6	57,99	505,4369	126 Markevicius, Kestas		LTU	C		

OPEN -- Match Results By Region

Cracow OPEN

Printed wrzesień 16, 2006 at 20:49



Region: Poland

	<u>%</u>	<u>Points</u>	<u>Competitor</u>	<u>Cat</u>	<u>Reg</u>	<u>Cls</u>	<u>Tag</u>	<u>ICS</u>
1	100,00	708,1650	218 Wylon, Marcin	J	POL	C		
2	90,81	643,1022	219 Wylon, Marek		POL	C		
3	77,94	551,9442	339 Kulis, Janusz	S	POL			
4	69,88	494,8378	332 Ciepły, Przemysław		POL			
5	56,62	400,9738	398 Bayer, Przemysław		POL			
6	27,15	192,2504	209 Oberkiewicz, Jędrzej	J	POL			

OPEN -- Match Results By Region

Cracow OPEN

Printed wrzesień 16, 2006 at 20:49



Region: Slovak Republic

	<u>%</u>	<u>Points</u>	<u>Competitor</u>	<u>Cat</u>	<u>Reg</u>	<u>Cls</u>	<u>Tag</u>	<u>ICS</u>
1	100,00	639,1412	378 Kopuncova, Natalia	L	SVK			
2	59,25	378,7001	149 Cislak, Miloslav	S	SVK			
3	27,53	175,9477	171 Toth, Viktoria	J	SVK			

OPEN -- Match Results By Region

Cracow OPEN

Printed wrzesień 16, 2006 at 20:49




Region: United Kingdom

	<u>%</u>	<u>Points</u>	<u>Competitor</u>	<u>Cat</u>	<u>Reg</u>	<u>Cls</u>	<u>Tag</u>	<u>ICS</u>
1	100,00	525,6648	33 McEwen, Jim		GBR			

PRODUCTION -- Match Results By Region

Cracow OPEN

Printed wrzesień 16, 2006 at 20:49



Region: Czech Republic

	<u>%</u>	<u>Points</u>	<u>Competitor</u>	<u>Cat</u>	<u>Reg</u>	<u>Cls</u>	<u>Tag</u>	<u>ICS</u>
1	100,00	1158,9009	76 Tyc, Adam	J	CZE		M	
2	95,64	1108,4024	400 Sedy, Roman		CZE			
3	84,83	983,1329	310 Kovar, Zbynek		CZE			
4	68,94	798,9037	55 Lisy, Radek		CZE			
5	65,64	760,7099	75 Wilk, Ivo		CZE			
6	63,44	735,2172	306 Jurák, Štěpán		CZE			
7	50,48	585,0377	309 Korner, Stanislav		CZE			
8	48,80	565,5889	317 Alušik, Martin		CZE			
9	47,27	547,8441	301 Entl, Zdeněk		CZE			

PRODUCTION -- Match Results By Region

Cracow OPEN

Printed wrzesień 16, 2006 at 20:49




Region: France

	<u>%</u>	<u>Points</u>	<u>Competitor</u>	<u>Cat</u>	<u>Reg</u>	<u>Cls</u>	<u>Tag</u>	<u>ICS</u>
1	100,00	1004,0103	99 Cassignac, Jean-Paul		FRA			
2	89,38	897,3659	114 Carree, Stephane	S	FRA			
3	89,25	896,0401	88 Altuna, Denis		FRA			
4	78,59	789,0838	97 Gerrier, Guillaume	S	FRA			
5	72,51	727,9951	95 Gassama, Gabriel		FRA			
6	72,30	725,9073	110 Merchica, Philippe		FRA			
7	70,73	710,1821	89 Dujardin, Yves	S	FRA			
8	64,09	643,4705	106 Humilier, Nicolas	SS	FRA			

PRODUCTION -- Match Results By Region

Cracow OPEN

Printed wrzesień 16, 2006 at 20:49




Region: Germany

	<u>%</u>	<u>Points</u>	<u>Competitor</u>	<u>Cat</u>	<u>Reg</u>	<u>Cls</u>	<u>Tag</u>	<u>ICS</u>
1	100,00	1120,7608	13 Schmidt, Tino		GER			

PRODUCTION -- Match Results By Region

Cracow OPEN

Printed wrzesień 16, 2006 at 20:49



Region: Lithuania

	<u>%</u>	<u>Points</u>	<u>Competitor</u>	<u>Cat</u>	<u>Reg</u>	<u>Cls</u>	<u>Tag</u>	<u>ICS</u>
1	100,00	890,4395	118 Bugakov, Ruslan		LTU			
2	93,01	828,1936	123 Grincenko, Vitalijus		LTU			
3	92,86	826,8427	122 Grigaitis, Mindaugas		LTU	B		
4	91,00	810,2677	141 Sventickas, Ramunas		LTU	C		
5	89,26	794,8427	392 Sildiajev, Riciardas	J	LTU			
6	86,67	771,7849	395 Barzdenas, Antanas		LTU	C		
7	83,37	742,3197	128 Minelga, Alfonsas		LTU			
8	80,66	718,2397	125 Malinauskas, Egidijus		LTU			
9	74,87	666,6712	394 Survila, Sigitas		LTU	C		
10	71,98	640,9774	120 Genevicius, Tomas		LTU			
11	69,39	617,8846	129 Nakrosius, Rolandas		LTU			
12	69,28	616,8685	117 Binkevicius, Ramunas		LTU			

PRODUCTION -- Match Results By Region

Cracow OPEN

Printed wrzesień 16, 2006 at 20:49



Region: Poland

	<u>%</u>	<u>Points</u>	<u>Competitor</u>	<u>Cat</u>	<u>Reg</u>	<u>Cls</u>	<u>Tag</u>	<u>ICS</u>
1	100,00	938,8160	188 Grzelka, Krzysztof		POL			
2	95,82	899,5956	200 Lewandowski, Przemyslaw		POL			
3	91,76	861,4843	352 Redecker, Tomasz		POL	B		
4	88,96	835,2059	192 Kolinski, Robert		POL			
5	86,88	815,6585	195 Kopiec, Karol		POL			
6	85,24	800,2879	214 Sokolowski, Leszek		POL			
7	82,78	777,1266	191 Kaczynski, Maciej		POL			
8	79,73	748,5588	359 Wrona, Robert		POL			
9	78,63	738,2353	334 Glowacki, Mariusz		POL			
10	78,40	736,0053	179 Borkowski, Lukasz		POL			
11	77,52	727,7825	187 Grzelka, Zbigniew		POL	D		
12	76,61	719,2345	342 Mecwel, Przemyslaw		POL			
13	76,09	714,3198	341 Malcharek, Tomasz		POL	C		
14	70,15	658,5799	344 Miklaszewski, Robert		POL	C		
15	63,60	597,0553	373 Zimny, Maciej		POL			
16	62,45	586,2832	182 Cybulski, Michal		POL			
17	62,40	585,8536	198 Kubicz, Zbigniew		POL			
18	58,65	550,6185	340 Lazarowicz, Maciej		POL			
19	58,54	549,6047	186 Flakiewicz, Krzysztof		POL			
20	56,86	533,8450	361 Hodura, Slawomir		POL	D		
21	55,55	521,4766	360 Zawislak, Marek		POL			
22	54,47	511,3761	194 Kopiec, Marian	S	POL			
23	54,24	509,2222	180 Chrobok, Piotr		POL			
24	53,88	505,8143	372 Swiatek, Janusz		POL			
25	52,52	493,0815	349 Pietrzyk, Mariusz		POL	D		
26	51,52	483,6465	328 Bekier, Piotr		POL			
27	51,13	480,0295	358 Wloczewski, Adam		POL	D		
28	50,93	478,1131	337 Konik, Slawomir		POL			
29	50,92	478,0444	177 Baluszynski, Grzegorz		POL			
30	48,61	456,3904	208 Nizewicz, Witold		POL			
31	47,77	448,4534	348 Pietak, Grzegorz		POL			
32	45,46	426,8042	391 Miklaszewski, Piotr		POL			
33	41,81	392,4748	181 Chrobok, Pawel	J	POL			
34	38,38	360,3302	370 Pikul, Adam		POL			
35	33,71	316,4776	336 Kekus, Krzysztof		POL			

PRODUCTION -- Match Results By Region

Cracow OPEN

Printed wrzesień 16, 2006 at 20:49



Region: Slovak Republic

	<u>%</u>	<u>Points</u>	<u>Competitor</u>	<u>Cat</u>	<u>Reg</u>	<u>Cls</u>	<u>Tag</u>	<u>ICS</u>
1	100,00	1102,6777	157 Pavlik, Jan		SVK			
2	93,16	1027,2252	163 Ravas, Eugen	S	SVK			
3	92,52	1020,2086	401 Frolo, Milan		SVK			
4	87,95	969,8104	167 Sciranka, Martin		SVK			
5	84,78	934,8830	402 Penov, Anton		SVK	A		
6	80,99	893,0400	158 Palka, Jan		SVK			
7	79,83	880,2672	152 Karnis, Peter		SVK			
8	78,68	867,5674	381 Kovac, Ondrej		SVK			
9	73,29	808,1040	404 Hrnciarik, Andrej	J	SVK			
10	71,42	787,4913	321 Hanes, Drahomir		SVK	B		
11	57,61	635,2726	168 Simasek, Miroslav		SVK			
12	52,26	576,2148	155 Melaga, Jan	S	SVK			
13	45,22	498,6152	151 Holick, Radovan		SVK			
14	45,15	497,9120	382 Bulko, Peter		SVK			
15	44,88	494,8578	326 Jansky, Peter		SVK			
16	44,00	485,1231	169 Stefanov, Igor		SVK			

PRODUCTION -- Match Results By Region

Cracow OPEN

Printed wrzesień 16, 2006 at 20:49




Region: Ukraine

	<u>%</u>	<u>Points</u>	<u>Competitor</u>	<u>Cat</u>	<u>Reg</u>	<u>Cls</u>	<u>Tag</u>	<u>ICS</u>
1	100,00	822,8480	47 Volskyj, Andrij		UKR			
2	88,47	727,9352	34 Milyukov, Alexander		UKR			
3	73,34	603,4750	389 Karpenko, Valeriy		UKR			
4	52,58	432,6736	45 Tokar, Igor		UKR			
5	47,29	389,1122	39 Ignatov, Olaksandr		UKR			
6	39,77	327,2838	38 Gushchyn, Borys		UKR			

PRODUCTION -- Match Results By Region

Cracow OPEN

Printed wrzesień 16, 2006 at 20:49




Region: United Kingdom

	<u>%</u>	<u>Points</u>	<u>Competitor</u>	<u>Cat</u>	<u>Reg</u>	<u>Cls</u>	<u>Tag</u>	<u>ICS</u>
1	100,00	765,5149	31 Kirkpatrick, Paul		GBR			

REVOLVER (STANDARD) -- Match Results By Region

Cracow OPEN

Printed wrzesień 16, 2006 at 20:49



Region: Czech Republic

	<u>%</u>	<u>Points</u>	<u>Competitor</u>	<u>Cat</u>	<u>Reg</u>	<u>Cls</u>	<u>Tag</u>	<u>ICS</u>
1	100,00	1275,0000	62 Rehák, Michael		CZE			

STANDARD -- Match Results By Region

Cracow OPEN

Printed wrzesień 16, 2006 at 20:49



Region: Austria

	<u>%</u>	<u>Points</u>	<u>Competitor</u>	<u>Cat</u>	<u>Reg</u>	<u>Cls</u>	<u>Tag</u>	<u>ICS</u>
1	100,00	942,6464	2 Ziebart, Friedrich		AUT	B		
2	78,27	737,7840	1 Strasser, Elisabeth	L	AUT	C		

STANDARD -- Match Results By Region

Cracow OPEN

Printed wrzesień 16, 2006 at 20:49



Region: Belgium

	<u>%</u>	<u>Points</u>	<u>Competitor</u>	<u>Cat</u>	<u>Reg</u>	<u>Cls</u>	<u>Tag</u>	<u>ICS</u>
1	100,00	735,6584	5 Haubourdin, Jeanclaude		BEL			

STANDARD -- Match Results By Region

Cracow OPEN

Printed wrzesień 16, 2006 at 20:49



Region: Czech Republic

	<u>%</u>	<u>Points</u>	<u>Competitor</u>	<u>Cat</u>	<u>Reg</u>	<u>Cls</u>	<u>Tag</u>	<u>ICS</u>
1	100,00	1160,8830	78 Horák, Libor		CZE			
2	94,09	1092,2305	83 Rakusan ml., Josef		CZE			
3	92,31	1071,6201	72 Václavík, Jaroslav		CZE			
4	89,44	1038,2371	81 Liehne, Zdeněk	J	CZE			
5	86,47	1003,8092	314 Sebo, Robin	J	CZE			
6	85,50	992,5094	303 Horinek, Milos		CZE			
7	80,67	936,4649	53 Heglas, Jakub		CZE			
8	76,72	890,5783	315 Sery, Jiri		CZE	B		
9	71,17	826,2546	311 Klecanda, Kvido		CZE			
10	70,00	812,6647	54 Kubacek, Petr	S	CZE	B		
11	67,67	785,5842	390 Prochazka, Jozef		CZE			
12	66,91	776,7068	85 Turkova, Eva	L	CZE			
13	54,06	627,5846	308 Kohn, Miroslav	S	CZE			
14	49,13	570,3287	67 Slovacek, Pavel		CZE			
15	45,55	528,7480	153 Koos, Zoltan		CZE			
16	37,44	434,6482	312 Pazourková, Lenka	J	CZE			
17	20,85	242,0017	313 Pazourkova, Eva		CZE			

STANDARD -- Match Results By Region

Cracow OPEN

Printed wrzesień 16, 2006 at 20:49



Region: France

	<u>%</u>	<u>Points</u>	<u>Competitor</u>	<u>Cat</u>	<u>Reg</u>	<u>Cls</u>	<u>Tag</u>	<u>ICS</u>
1	100,00	1083,7782	86 Boittiaux, Bertrand		FRA			
2	99,80	1081,6439	103 Boit, Julien		FRA		A	
3	97,26	1054,0748	96 Gerard, Joel	S	FRA			
4	86,47	937,1626	90 Testa, Eddy		FRA			
5	85,67	928,5206	105 Nasso, Michel		FRA			
6	83,87	908,9318	104 Dechesse, Laurent		FRA			
7	82,20	890,8712	109 Carrier, Philippe		FRA			
8	80,78	875,4451	93 Beaunier, Francois	S	FRA			
9	73,64	798,0935	112 Kister, Sebastien		FRA			
10	67,88	735,7179	102 Dumont, Jose		FRA			

STANDARD -- Match Results By Region

Cracow OPEN

Printed wrzesień 16, 2006 at 20:49



Region: Germany

	<u>%</u>	<u>Points</u>	<u>Competitor</u>	<u>Cat</u>	<u>Reg</u>	<u>Cls</u>	<u>Tag</u>	<u>ICS</u>
1	100,00	1011,5018	12 Schuetz, Michael		GER			
2	95,38	964,7344	11 Braun, Juergen		GER			
3	57,72	583,8230	8 Klinberg, Anja	L	GER			

STANDARD -- Match Results By Region

Cracow OPEN

Printed wrzesień 16, 2006 at 20:49



Region: Hungary

	<u>%</u>	<u>Points</u>	<u>Competitor</u>	<u>Cat</u>	<u>Reg</u>	<u>Cls</u>	<u>Tag</u>	<u>ICS</u>
1	100,00	1133,3849	14 Batki, György		HUN	B		
2	83,39	945,1686	19 Szarvasii, Peter		HUN	B		
3	74,98	849,8078	18 Minglecz, Gyula		HUN			
4	67,55	765,5940	377 Vitkay, Zsolt	S	HUN	C		
5	66,70	755,9365	20 Vincze, Zoltan		HUN			
6	50,57	573,1884	376 Hoss, Bálint		HUN	C		

STANDARD -- Match Results By Region

Cracow OPEN

Printed wrzesień 16, 2006 at 20:49



Region: Lithuania

	<u>%</u>	<u>Points</u>	<u>Competitor</u>	<u>Cat</u>	<u>Reg</u>	<u>Cls</u>	<u>Tag</u>	<u>ICS</u>
1	100,00	857,0477	144 Velicko, Laurius		LTU			
2	89,51	767,1051	374 Karosas, Linas		LTU			
3	77,12	660,9610	121 Girgzdys, Gediminas		LTU			
4	75,12	643,8502	134 Ritvas, Alonas		LTU			
5	73,40	629,0386	139 Slunin, Andrej		LTU			
6	68,23	584,7987	147 Zviceniciene, Vida	L	LTU			
7	67,94	582,2496	145 VonGravrockGoes, Anton	S	LTU			
8	66,44	569,4049	375 Sildiajev, Andrej		LTU			
9	63,71	546,0262	146 Warandawicius, Gerutis		LTU			
10	58,23	499,0737	127 Mikutis, Vitas	S	LTU			
11	37,28	319,4663	143 Valiukonienie, Ilona	L	LTU			

STANDARD -- Match Results By Region

Cracow OPEN

Printed wrzesień 16, 2006 at 20:49



Region: Poland

	<u>%</u>	<u>Points</u>	<u>Competitor</u>	<u>Cat</u>	<u>Reg</u>	<u>Cls</u>	<u>Tag</u>	<u>ICS</u>
1	100,00	1038,6214	213 Sioda, Wieslaw		POL	B		
2	78,08	810,9929	393 Gawęda, Bogusław	S	POL			
3	77,88	808,8696	357 Swierczek, Zbigniew		POL	D		
4	76,39	793,3950	353 Sanecznik, Krzysztof		POL	C		
5	76,23	791,7901	205 Mizuro, Maciej		POL	D		
6	75,05	779,4560	333 Dabrowski, Dariusz		POL			
7	74,64	775,2368	221 Znamirowski, Slawomir		POL			
8	74,15	770,1332	203 Michalowski, Krzysztof		POL			
9	73,19	760,1571	335 Golab, Tadeusz	S	POL			
10	72,68	754,9014	331 Cichacz, Wlodzimierz		POL			
11	71,87	746,4824	367 Kosiorek, Waldemar		POL	C		
12	71,55	743,1806	330 Burzec, Wieslaw	S	POL			
13	70,70	734,3552	202 Madajewski, Leszek		POL			
14	67,22	698,1706	365 Kolakowski, Jan	S	POL			
15	66,87	694,5375	329 Bielinski, Jaroslaw		POL	D		
16	63,41	658,5789	220 Zdzitowiecki, Andrzej		POL			
17	62,43	648,3621	217 Widla, Radoslaw		POL			
18	60,34	626,6529	356 Spychala, Maciek		POL	D		
19	59,84	621,4707	193 Kondratowicz, Jaroslaw		POL			
20	57,03	592,3172	197 Korzeniowski, Jaroslaw		POL			
21	55,04	571,6375	206 Molenda, Dariusz	S	POL	C		
22	54,36	564,6455	354 Schramm, Piotr		POL			
23	53,14	551,9028	184 Ejsmont, Jerzy	S	POL	D		
24	51,33	533,1228	355 Schuppik, Dariusz		POL	D		
25	50,43	523,7696	196 Koput, Jurand	S	POL	D		
26	50,39	523,3538	396 Lewandowski, Jaroslaw		POL			
27	48,72	506,0443	176 Tamborski, Artur		POL			
28	46,06	478,4258	207 Moller, Jerzy		POL	D		
29	46,06	478,3390	212 Poplawski, Grzegorz		POL			
30	45,50	472,5486	397 Blazejewski, Lechoslaw		POL			
31	43,88	455,7350	386 Żywuszko, Jan	S	POL			
32	43,82	455,1373	216 Trocki, Sebastian		POL			
33	43,68	453,6289	215 Staszkiwicz, Robert		POL			
34	40,09	416,4094	183 Debski, Jaroslaw		POL			
35	33,55	348,4132	343 Michalik, Stanislaw		POL			
36	28,58	296,8799	185 Ejsmont, Anna	L	POL	D		
37	19,89	206,5828	347 Patena, Pawel		POL			

STANDARD -- Match Results By Region

Cracow OPEN

Printed wrzesień 16, 2006 at 20:49



Region: Slovak Republic

	<u>%</u>	<u>Points</u>	<u>Competitor</u>	<u>Cat</u>	<u>Reg</u>	<u>Cls</u>	<u>Tag</u>	<u>ICS</u>
1	100,00	1056,0544	379 Kopunec, Peter		SVK			
2	76,33	806,1165	316 Szabo, Alexander		SVK			
3	63,89	674,6993	318 Bahelka, Peter		SVK			
4	55,83	589,6328	323 Zember, Pavol		SVK			
5	47,71	503,8688	380 Provaznik, Roman		SVK			
6	33,74	356,2806	319 Canova, Jana	L	SVK			

STANDARD -- Match Results By Region

Cracow OPEN

Printed wrzesień 16, 2006 at 20:49



Region: United Kingdom

	<u>%</u>	<u>Points</u>	<u>Competitor</u>	<u>Cat</u>	<u>Reg</u>	<u>Cls</u>	<u>Tag</u>	<u>ICS</u>
1	100,00	870,7861	35 Thompson, David		GBR			
2	73,81	642,7054	30 Ellis, Alexander	S	GBR			
3	57,69	502,3903	32 Lyle, Ray		GBR			
4	55,52	483,4499	28 Armstrong, Alastair	S	GBR			
5	49,79	433,5230	29 Collins, Eddie		GBR			

Cracow OPEN

Printed wrzesień 16, 2006 at 20:49



Disqualified Shooters

No.	Name
------------	-------------

80	Kameníček, Miroslav
87	Pichenot, Christophe
148	Cislak, Gabriel
170	Toth, Zoltan
199	Kucharski, Tomasz
345	Noga, Tadeusz