

OPEN -- Overall Stage Results**CRACOW OPEN 2007**

Printed wrzesień 1, 2007 at 18:44

**Stage 1 -- 1**

	PTS	TIME	HIT FACTOR	STAGE POINTS	STAGE PERCENT	COMPETITOR # Name
1	63	7,39	8,5250	70,0000	100,00	258 Kirsch, Saul
2	68	8,04	8,4577	69,4472	99,21	246 Kamenicek, Martin
3	68	8,64	7,8704	64,6245	92,32	247 Pijacek, Petr
4	66	8,81	7,4915	61,5134	87,88	98 Mikula, Jakub
5	68	9,10	7,4725	61,3578	87,65	27 Obriot, Thierry
6	67	9,31	7,1966	59,0918	84,42	228 Sustr, Milos
7	62	8,62	7,1926	59,0590	84,37	296 Hanes, Drahomir
8	66	9,74	6,7762	55,6400	79,49	73 Wylon, Marcin
9	69	10,44	6,6092	54,2688	77,53	127 Spacek, Jaroslav
10	65	9,98	6,5130	53,4792	76,40	193 Markevicius, Kestas
11	62	9,93	6,2437	51,2678	73,24	28 Obriot, Emile
12	51	8,30	6,1446	50,4538	72,08	248 Havlicek, Miroslav
13	68	11,60	5,8621	48,1341	68,76	24 Kuliś, Janusz
14	56	9,65	5,8031	47,6500	68,07	297 Kopuncova, Natalia
15	63	11,20	5,6250	46,1875	65,98	224 Janca, Jindrich
16	51	9,17	5,5616	45,6670	65,24	74 Wylon, Marek
17	66	11,89	5,5509	45,5789	65,11	333 Sustrova, Katerina
18	49	10,76	4,5539	37,3926	53,42	220 Oberkiewicz, Jędrzej

STANDARD -- Overall Stage Results**CRACOW OPEN 2007**

Printed wrzesień 1, 2007 at 18:44


**Stage 1 -- 1**

	PTS	TIME	HIT FACTOR	STAGE POINTS	STAGE PERCENT	COMPETITOR # Name
1	66	8,40	7,8571	70,0000	100,00	111 Batki, György
2	65	8,35	7,7844	69,3522	99,07	253 Jensen, Ralf
3	68	9,15	7,4317	66,2096	94,59	298 Kopunec, Peter
4	67	9,12	7,3465	65,4506	93,50	326 Rakusan ml., Josef
5	68	9,37	7,2572	64,6551	92,36	331 Horak, Libor
6	66	9,22	7,1584	63,7744	91,11	236 Szarvasii, Peter
7	67	9,46	7,0825	63,0982	90,14	72 Ziebart, Friedrich
8	67	9,60	6,9792	62,1780	88,83	143 Sioda, Wieslaw
9	68	9,88	6,8826	61,3176	87,60	337 Liehne, Zdenek
10	60	8,74	6,8650	61,1608	87,37	141 Sery, Jiri
11	64	9,39	6,8158	60,7222	86,75	250 Heglas, Jakub
12	68	10,05	6,7662	60,2804	86,11	164 Karosas, Linas
13	67	9,96	6,7269	59,9306	85,62	184 Klecanda, Kvido
14	66	9,91	6,6599	59,3340	84,76	82 Zdzitowiecki, Andrzej
15	69	10,40	6,6346	59,1084	84,44	6 Thompson, David
16	62	9,38	6,6098	58,8874	84,12	229 Vaclavik, Jaroslav
17	68	10,61	6,4090	57,0988	81,57	319 Sventickas, Ramunas
18	68	10,65	6,3850	56,8843	81,26	194 Velicko, Laurius
19	67	10,60	6,3208	56,3122	80,45	71 Strasser, Elisabeth
20	64	10,24	6,2500	55,6818	79,55	54 Gaweda, Boguslaw
21	67	10,79	6,2095	55,3206	79,03	268 Burzec, Wieslaw
22	68	11,17	6,0877	54,2362	77,48	205 Kubacek, Petr
23	64	10,68	5,9925	53,3878	76,27	290 Kaufmanis, Eriks
24	62	10,35	5,9903	53,3685	76,24	76 Dabrowski, Dariusz
25	68	11,37	5,9807	53,2822	76,12	19 Warandawicius, Gerutis
26	67	11,21	5,9768	53,2479	76,07	322 Bielinski, Jaroslav
27	64	10,72	5,9701	53,1886	75,98	218 Jablonski, Arnold
28	65	10,90	5,9633	53,1276	75,90	175 Svehla, Zdenek St
29	57	9,63	5,9190	52,7329	75,33	237 Miglecz, Gyula
30	68	11,52	5,9028	52,5884	75,13	267 Soustar, Ivo
31	64	10,86	5,8932	52,5029	75,00	334 Ciesielski, Marcin
32	66	11,25	5,8667	52,2667	74,67	195 Slunin, Andrej
33	64	10,91	5,8662	52,2623	74,66	109 Golab, Tadeusz
34	66	11,30	5,8407	52,0354	74,34	77 Rehak, Michael
35	67	11,52	5,8160	51,8150	74,02	63 Ostrzycki, Jacek
36	68	11,75	5,7872	51,5590	73,66	263 Kosiorek, Waldemar
37	70	12,10	5,7851	51,5402	73,63	4 Ellis, Alexander
38	68	11,77	5,7774	51,4714	73,53	145 Kebo, Vekoslav
39	68	11,91	5,7095	50,8663	72,67	332 Turkova, Eva
40	66	11,56	5,7093	50,8651	72,66	278 Skukauskas, Kestutis
41	56	9,85	5,6853	50,6507	72,36	123 Skowron, Marcin
42	61	10,81	5,6429	50,2733	71,82	124 Swierczek, Zbigniew
43	68	12,13	5,6059	49,9438	71,35	84 Kohn, Miroslav
44	66	11,85	5,5696	49,6203	70,89	62 Dumont, Jose
45	66	11,98	5,5092	49,0818	70,12	323 Dobransky, Gabriel
46	62	11,31	5,4819	48,8385	69,77	294 Zarins, Agris

STANDARD -- Overall Stage Results

CRACOW OPEN 2007

Printed wrzesień 1, 2007 at 18:44



Stage 1 -- 1

	PTS	TIME	HIT FACTOR	STAGE POINTS	STAGE PERCENT	COMPETITOR # Name
47	68	12,42	5,4750	48,7776	69,68	106 GAZDIK, Ladislav
48	68	12,77	5,3250	47,4407	67,77	18 Von Gravrock-Goes, Anton
49	62	11,66	5,3173	47,3725	67,68	191 Grigorjev, Konstantin
50	68	12,79	5,3167	47,3666	67,67	291 Dzerins, Maris
51	67	12,62	5,3090	47,2987	67,57	168 Lisy, Radovan
52	64	12,06	5,3068	47,2788	67,54	171 Molenda, Dariusz
53	68	12,84	5,2959	47,1821	67,40	338 Kacalková, Irena
54	58	11,07	5,2394	46,6782	66,68	61 Korzeniowski, Jarosław
55	60	11,51	5,2129	46,4418	66,35	108 Cumming, David
56	66	12,70	5,1969	46,2992	66,14	9 Armstrong, Alastair
57	65	12,56	5,1752	46,1060	65,87	70 Sanecznik, Krzysztof
58	57	11,03	5,1677	46,0397	65,77	240 Widla, Radoslaw
59	66	13,11	5,0343	44,8513	64,07	190 Dinkin, Shane
60	64	12,77	5,0117	44,6501	63,79	8 Lyle, Ray
61	46	9,21	4,9946	44,4971	63,57	115 Kolakowski, Jan
62	65	13,30	4,8872	43,5407	62,20	1 Kirckpatrick, Paul
63	64	13,31	4,8084	42,8386	61,20	324 Jakoubek, Radoslav
64	43	8,95	4,8045	42,8035	61,15	125 Prochazka, Josef
65	69	14,44	4,7784	42,5711	60,82	51 Znamirovski, Slawomir
66	67	14,14	4,7383	42,2142	60,31	119 Przybyła, Krystian
67	69	14,60	4,7260	42,1046	60,15	34 Schuppik, Dariusz
68	49	10,41	4,7070	41,9352	59,91	55 Mizuro, Maciej
69	68	14,57	4,6671	41,5798	59,40	7 Mcconnell, Tom
70	66	14,20	4,6479	41,4085	59,15	221 Ejsmont, Jerzy
71	65	14,01	4,6395	41,3341	59,05	5 Collins, Edward
72	60	12,95	4,6332	41,2776	58,97	118 Tamborski, Artur
73	48	10,38	4,6243	41,1981	58,85	21 Michalowski, Krzysztof
74	60	13,12	4,5732	40,7428	58,20	289 Staszkiwicz, Robert
75	61	13,45	4,5353	40,4055	57,72	26 McQuiston, David
76	53	11,71	4,5260	40,3230	57,60	160 Carrier, Philippe
77	62	13,80	4,4928	40,0264	57,18	304 Koos, Zoltan
78	55	12,26	4,4861	39,9674	57,10	159 Madajewski, Leszek
79	60	13,45	4,4610	39,7432	56,78	292 Jirjens, Harijs
80	64	14,39	4,4475	39,6235	56,60	293 Rudzitis, Edgars
81	62	14,23	4,3570	38,8168	55,45	153 Bieniasz, Grzegorz
82	66	15,58	4,2362	37,7407	53,92	189 Mc Adoo, John
83	56	13,33	4,2011	37,4275	53,47	152 Kuc, Maciej
84	56	14,80	3,7838	33,7101	48,16	310 Lane, Rudi
85	64	17,15	3,7318	33,2468	47,50	104 Canova, Jana
86	66	18,45	3,5772	31,8699	45,53	13 Gallagher sen., Aidan
87	67	18,84	3,5563	31,6831	45,26	25 Noga, Tadeusz
88	58	16,48	3,5194	31,3548	44,79	182 Bałuszyńska, Agnieszka
89	58	17,64	3,2880	29,2929	41,85	222 Ejsmont, Anna
90	60	19,22	3,1217	27,8119	39,73	186 Pazourkova, Lenka
91	68	22,76	2,9877	26,6177	38,03	20 Spychala, Beata
92	45	15,16	2,9683	26,4452	37,78	340 Fronczyk, Zbigniew

STANDARD -- Overall Stage Results

CRACOW OPEN 2007

Printed wrzesień 1, 2007 at 18:44



Stage 1 -- 1

	PTS	TIME	HIT FACTOR	STAGE POINTS	STAGE PERCENT	COMPETITOR # Name
93	67	22,63	2,9607	26,3769	37,68	96 Michalik, Stanislaw
94	60	22,47	2,6702	23,7893	33,98	185 Pazourkova, Eva
95	69	28,06	2,4590	21,9076	31,30	29 Pilch, Janusz
96	62	29,25	2,1197	18,8842	26,98	257 Bazarnik, Monika

PRODUCTION -- Overall Stage Results

CRACOW OPEN 2007

Printed wrzesień 1, 2007 at 18:44




Stage 1 -- 1

	PTS	TIME	HIT FACTOR	STAGE POINTS	STAGE PERCENT	COMPETITOR # Name
1	66	8,49	7,7739	70,0000	100,00	57 Pavlik, Jan
2	66	8,82	7,4830	67,3810	96,26	212 Nagy, Ernest
3	66	8,98	7,3497	66,1804	94,54	330 Tyc, Adam
4	68	9,76	6,9672	62,7366	89,62	336 Liehne, Jan
5	64	9,45	6,7725	60,9832	87,12	269 Kovar, Zbynek
6	68	10,52	6,4639	58,2043	83,15	2 Borkowski, Lukasz
7	58	9,12	6,3596	57,2657	81,81	139 Romer, Jack
8	58	9,22	6,2907	56,6446	80,92	174 Svehla jun., Zdenek
9	62	10,01	6,1938	55,7724	79,67	325 Fecura, Vladimir
10	60	9,69	6,1920	55,7557	79,65	100 Redecker, Tomasz
11	64	10,42	6,1420	55,3062	79,01	327 Olah, Josef
12	62	10,58	5,8601	52,7677	75,38	316 Kwiecien, Stanislaw
13	62	10,63	5,8325	52,5195	75,03	283 Hrniciarik, Andrej
14	64	11,17	5,7296	51,5927	73,70	133 Binkevicius, Ramunas
15	60	10,54	5,6926	51,2593	73,23	30 Miklaszewski, Robert
16	68	12,07	5,6338	50,7298	72,47	88 Volskii, Andrei
17	66	11,82	5,5838	50,2792	71,83	279 Ciurzynski, Pawel
18	58	10,42	5,5662	50,1213	71,60	114 Lewandowski, Przemek
19	62	11,16	5,5556	50,0252	71,46	22 Baluszynski, Grzegorz
20	68	12,30	5,5285	49,7812	71,12	155 Poplawski, Grzegorz
21	62	11,30	5,4867	49,4055	70,58	140 Bojaruniec, Robert
22	60	10,98	5,4645	49,2052	70,29	10 Spychala, Maciek
23	56	10,35	5,4106	48,7202	69,60	37 Santus, Albert
24	64	12,03	5,3200	47,9045	68,43	335 Hoss, Ivan
25	60	11,30	5,3097	47,8117	68,30	211 Konik, Slawomir
26	60	11,48	5,2265	47,0621	67,23	242 Kucharski, Tomasz
27	62	12,15	5,1029	45,9491	65,64	321 Zimny, Maciej
28	62	12,16	5,0987	45,9113	65,59	178 Penov, Anton
29	45	8,83	5,0963	45,8895	65,56	48 Malcharek, Tomasz
30	62	12,32	5,0325	45,3151	64,74	129 Holicky, Radovan
31	64	12,88	4,9689	44,7431	63,92	83 Korner, Stanislaw
32	56	11,40	4,9123	44,2328	63,19	69 Kopiec, Karol
33	70	14,44	4,8476	43,6508	62,36	92 Karpenko, Valeriy
34	62	12,79	4,8475	43,6499	62,36	162 Ecker, Karol
35	60	12,52	4,7923	43,1528	61,65	165 Wrona, Robert
36	62	12,98	4,7766	43,0109	61,44	58 Bajerowski, Tomasz
37	47	9,89	4,7523	42,7921	61,13	213 Nagy, Ernest jun.
38	66	14,02	4,7076	42,3894	60,56	135 Swiatek, Janusz
39	66	14,06	4,6942	42,2688	60,38	116 Sildiajev, Andrej
40	66	14,22	4,6414	41,7932	59,70	23 Kopiec, Marian
41	64	13,84	4,6243	41,6395	59,49	38 Santus, Albert - Junior
42	60	13,61	4,4085	39,6967	56,71	173 Miciński, Bohdan
43	50	11,42	4,3783	39,4244	56,32	329 Szczepanski, Artur
44	52	11,91	4,3661	39,3146	56,16	163 Jacek, Zdzislaw
45	62	14,30	4,3357	39,0407	55,77	53 Grzegorz, Pięta
46	56	13,05	4,2912	38,6402	55,20	209 Klaus, Peter Dose

PRODUCTION -- Overall Stage Results
CRACOW OPEN 2007

Printed wrzesień 1, 2007 at 18:44



Stage 1 -- 1

	PTS	TIME	HIT FACTOR	STAGE POINTS	STAGE PERCENT	COMPETITOR # Name
47	60	14,06	4,2674	38,4262	54,89	35 Sarkany, Peter
48	56	13,39	4,1822	37,6590	53,80	256 Bazarnik, Marcin
49	58	13,87	4,1817	37,6542	53,79	15 Poniedzialek, Piotr
50	62	14,90	4,1611	37,4686	53,53	192 Grigorjev, Kiril
51	56	13,46	4,1605	37,4632	53,52	223 Kopanski, Marek
52	62	14,97	4,1416	37,2934	53,28	33 Stobnicki, Rafal
53	54	13,05	4,1379	37,2602	53,23	50 Chrobok, Pawel
54	51	12,37	4,1229	37,1246	53,04	86 Milyukov, Alexander
55	60	14,62	4,1040	36,9544	52,79	59 Zawislak, Marek
56	49	12,08	4,0563	36,5251	52,18	328 Grabarczyk, Jacek
57	64	16,20	3,9506	35,5735	50,82	314 Dudek, Konrad
58	62	15,79	3,9265	35,3567	50,51	49 Chrobok, Piotr
59	66	16,90	3,9053	35,1657	50,24	126 Bekier, Piotr
60	45	12,19	3,6916	33,2407	47,49	32 Sokolowski, Leszek
61	68	18,90	3,5979	32,3973	46,28	89 Gushchyn, Boris
62	45	12,80	3,5156	31,6566	45,22	339 Walkowski, Pawel
63	34	10,13	3,3564	30,2226	43,18	148 Ruszkiewicz, Pawel
64	58	17,76	3,2658	29,4067	42,01	113 Dąbrowski, Zbigniew
65	39	11,98	3,2554	29,3136	41,88	219 Entl, Zdenek
66	64	19,86	3,2226	29,0177	41,45	183 Kałuża, Mirosław
67	47	15,47	3,0381	27,3571	39,08	272 SIMKIEWICZ, TOMASZ
68	60	20,11	2,9836	26,8659	38,38	255 Mihtiev, Krasimir
69	47	16,03	2,9320	26,4013	37,72	260 PIKUL, ADAM
70	45	16,29	2,7624	24,8744	35,53	254 Zahariev, Velizar
71	43	16,70	2,5749	23,1854	33,12	90 Tokar, Igor
72	0	0,00	0,0000	0,0000	0,00	161 Miklaszewski, Piotr

MODIFIED -- Overall Stage Results**CRACOW OPEN 2007**


Printed wrzesień 1, 2007 at 18:44

**Stage 1 -- 1**

	PTS	TIME	HIT FACTOR	STAGE POINTS	STAGE PERCENT	COMPETITOR # Name
1	64	8,58	7,4592	70,0000	100,00	231 Henes, Zdenek
2	68	10,05	6,7662	63,4963	90,71	295 Jansky, Peter
3	60	9,37	6,4034	60,0920	85,85	103 Szabo, Alex
4	66	11,06	5,9675	56,0008	80,00	320 Grecnar, Ondrej
5	68	11,52	5,9028	55,3939	79,13	230 Novak, Lubor
6	60	10,28	5,8366	54,7726	78,25	285 Brazdil, Peter
7	63	10,93	5,7640	54,0911	77,27	232 Kubac, Vitezslav
8	60	11,18	5,3667	50,3634	71,95	301 Chudoba, Michal
9	56	10,84	5,1661	48,4802	69,26	315 Zember, Pavol
10	62	12,92	4,7988	45,0334	64,33	309 Blaha, Frantisek
11	51	12,51	4,0767	38,2576	54,65	313 Kiss, Juraj

REVOLVER (STANDARD) -- Overall Stage Results
CRACOW OPEN 2007

Printed wrzesień 1, 2007 at 18:44



Stage 1 -- 1

	PTS	TIME	HIT FACTOR	STAGE POINTS	STAGE PERCENT	COMPETITOR # Name
1	66	18,41	3,5850	70,0000	100,00	318 Kycka, Stefan

OPEN -- Overall Stage Results**CRACOW OPEN 2007**

Printed wrzesień 1, 2007 at 18:44

**Stage 2 -- 2**

	PTS	TIME	HIT FACTOR	STAGE POINTS	STAGE PERCENT	COMPETITOR # Name
1	43	2,74	15,6934	45,0000	100,00	258 Kirsch, Saul
2	45	2,99	15,0502	43,1555	95,90	247 Pijacek, Petr
3	44	3,04	14,4737	41,5024	92,23	246 Kamenicek, Martin
4	39	2,72	14,3382	41,1141	91,36	248 Havlicek, Miroslav
5	45	3,54	12,7119	36,4505	81,00	28 Obriot, Emile
6	41	3,25	12,6154	36,1739	80,39	228 Sustr, Milos
7	43	3,93	10,9415	31,3740	69,72	27 Obriot, Thierry
8	42	4,22	9,9526	28,5385	63,42	127 Spacek, Jaroslav
9	42	4,36	9,6330	27,6221	61,38	296 Hanes, Drahomir
10	34	3,88	8,7629	25,1271	55,84	98 Mikula, Jakub
11	42	5,15	8,1553	23,3850	51,97	193 Markevicius, Kestas
12	39	5,32	7,3308	21,0207	46,71	24 Kuliś, Janusz
13	43	6,06	7,0957	20,3465	45,21	74 Wylon, Marek
14	24	3,39	7,0796	20,3005	45,11	73 Wylon, Marcin
15	42	6,06	6,9307	19,8734	44,16	297 Kopuncova, Natalia
16	27	5,82	4,6392	13,3026	29,56	224 Janca, Jindrich
17	18	4,05	4,4444	12,7442	28,32	333 Sustrova, Katerina
18	27	9,27	2,9126	8,3518	18,56	220 Oberkiewicz, Jędrzej

STANDARD -- Overall Stage Results

CRACOW OPEN 2007

Printed wrzesień 1, 2007 at 18:44



Stage 2 -- 2

	PTS	TIME	HIT FACTOR	STAGE POINTS	STAGE PERCENT	COMPETITOR # Name
1	42	3,19	13,1661	45,0000	100,00	326 Rakusan ml., Josef
2	42	3,34	12,5749	42,9790	95,51	253 Jensen, Ralf
3	43	3,52	12,2159	41,7522	92,78	337 Liehne, Zdenek
4	44	3,71	11,8598	40,5352	90,08	111 Batki, György
5	45	3,96	11,3636	38,8393	86,31	82 Zdzitowiecki, Andrzej
6	40	3,55	11,2676	38,5111	85,58	331 Horak, Libor
7	43	3,82	11,2565	38,4733	85,50	324 Jakoubek, Radoslav
8	43	3,84	11,1979	38,2729	85,05	63 Ostrzycki, Jacek
9	45	4,14	10,8696	37,1506	82,56	205 Kubacek, Petr
10	42	3,94	10,6599	36,4340	80,96	268 Burzec, Wieslaw
11	44	4,18	10,5263	35,9774	79,95	322 Bielinski, Jaroslaw
12	43	4,09	10,5134	35,9335	79,85	298 Kopunec, Peter
13	41	3,96	10,3535	35,3869	78,64	123 Skowron, Marcin
14	43	4,20	10,2381	34,9923	77,76	229 Vaclavik, Jaroslav
15	43	4,24	10,1415	34,6622	77,03	237 Miglecz, Gyula
16	43	4,29	10,0233	34,2582	76,13	159 Madajewski, Leszek
17	42	4,22	9,9526	34,0166	75,59	160 Carrier, Philippe
18	41	4,22	9,7156	33,2067	73,79	141 Sery, Jiri
19	43	4,44	9,6847	33,1009	73,56	290 Kaufmanis, Eriks
20	42	4,40	9,5455	32,6250	72,50	84 Kohn, Miroslav
21	39	4,10	9,5122	32,5113	72,25	184 Klecanda, Kvido
22	41	4,33	9,4688	32,3631	71,92	70 Sanecznik, Krzysztof
23	40	4,31	9,2807	31,7203	70,49	115 Kolakowski, Jan
24	43	4,67	9,2077	31,4706	69,93	250 Heglas, Jakub
25	45	4,92	9,1463	31,2609	69,47	168 Lisy, Radovan
26	43	4,75	9,0526	30,9406	68,76	263 Kosiorek, Waldemar
27	44	4,88	9,0164	30,8167	68,48	108 Cumming, David
28	42	4,69	8,9552	30,6077	68,02	71 Strasser, Elisabeth
29	43	4,90	8,7755	29,9934	66,65	194 Velicko, Laurius
30	43	4,90	8,7755	29,9934	66,65	72 Ziebart, Friedrich
31	44	5,02	8,7649	29,9573	66,57	218 Jablonski, Arnold
32	41	4,68	8,7607	29,9428	66,54	109 Golab, Tadeusz
33	40	4,59	8,7146	29,7852	66,19	55 Mizuro, Maciej
34	41	4,73	8,6681	29,6262	65,84	278 Skukauskas, Kestutis
35	43	5,03	8,5487	29,2183	64,93	54 Gaweda, Boguslaw
36	41	4,89	8,3845	28,6569	63,68	62 Dumont, Jose
37	43	5,15	8,3495	28,5374	63,42	240 Widla, Radoslaw
38	43	5,19	8,2852	28,3175	62,93	267 Soustar, Ivo
39	41	4,97	8,2495	28,1956	62,66	25 Noga, Tadeusz
40	43	5,24	8,2061	28,0473	62,33	236 Szarvasii, Peter
41	45	5,64	7,9787	27,2701	60,60	119 Przybyła, Krystian
42	42	5,28	7,9545	27,1875	60,42	332 Turkova, Eva
43	41	5,17	7,9304	27,1049	60,23	8 Lyle, Ray
44	43	5,53	7,7758	26,5765	59,06	18 Von Gravrock-Goes, Anton
45	41	5,28	7,7652	26,5402	58,98	289 Staszkiwicz, Robert
46	43	5,62	7,6512	26,1509	58,11	164 Karosas, Linas

STANDARD -- Overall Stage Results**CRACOW OPEN 2007**

Printed wrzesień 1, 2007 at 18:44

**Stage 2 -- 2**

	PTS	TIME	HIT FACTOR	STAGE POINTS	STAGE PERCENT	COMPETITOR # Name
47	43	5,66	7,5972	25,9661	57,70	334 Ciesielski, Marcin
48	38	5,02	7,5697	25,8722	57,49	13 Gallagher sen., Aidan
49	38	5,08	7,4803	25,5666	56,81	51 Znamirovski, Slawomir
50	37	4,99	7,4148	25,3428	56,32	77 Rehak, Michael
51	40	5,43	7,3665	25,1776	55,95	1 Kirckpatrick, Paul
52	43	5,84	7,3630	25,1657	55,92	106 GAZDIK, Ladislav
53	37	5,03	7,3559	25,1413	55,87	294 Zarins, Agris
54	39	5,37	7,2626	24,8224	55,16	338 Kacalková, Irena
55	39	5,43	7,1823	24,5481	54,55	195 Slunin, Andrej
56	43	6,04	7,1192	24,3324	54,07	191 Grigorjev, Konstantin
57	42	5,93	7,0826	24,2074	53,79	76 Dabrowski, Dariusz
58	43	6,10	7,0492	24,0931	53,54	26 McQuiston, David
59	40	5,70	7,0175	23,9850	53,30	175 Svehla, Zdenek St
60	45	6,50	6,9231	23,6621	52,58	221 Ejsmont, Jerzy
61	44	6,36	6,9182	23,6456	52,55	6 Thompson, David
62	41	6,01	6,8220	23,3165	51,81	171 Molenda, Dariusz
63	39	5,88	6,6327	22,6695	50,38	293 Rudzitis, Edgars
64	39	5,94	6,5657	22,4405	49,87	5 Collins, Edward
65	41	6,45	6,3566	21,7259	48,28	323 Dobransky, Gabriel
66	39	6,15	6,3415	21,6742	48,16	310 Lane, Rudi
67	37	5,85	6,3248	21,6172	48,04	292 Jirjens, Harijs
68	42	6,83	6,1493	21,0176	46,71	4 Ellis, Alexander
69	45	7,36	6,1141	20,8972	46,44	190 Dinkin, Shane
70	29	4,84	5,9917	20,4789	45,51	145 Kebo, Vekoslav
71	41	6,99	5,8655	20,0475	44,55	9 Armstrong, Alastair
72	35	6,03	5,8043	19,8383	44,09	291 Dzerins, Maris
73	25	4,61	5,4230	18,5350	41,19	124 Swierczek, Zbigniew
74	39	7,26	5,3719	18,3604	40,80	304 Koos, Zoltan
75	41	7,65	5,3595	18,3179	40,71	153 Bieniasz, Grzegorz
76	41	7,66	5,3525	18,2940	40,65	34 Schuppik, Dariusz
77	17	3,21	5,2959	18,1008	40,22	143 Sioda, Wieslaw
78	41	7,79	5,2632	17,9887	39,97	152 Kuc, Maciej
79	42	8,04	5,2239	17,8545	39,68	189 Mc Adoo, John
80	37	7,10	5,2113	17,8114	39,58	61 Korzeniowski, Jarosław
81	43	8,32	5,1683	17,6644	39,25	104 Canova, Jana
82	44	8,74	5,0343	17,2066	38,24	96 Michalik, Stanislaw
83	44	9,19	4,7878	16,3641	36,36	19 Warandawicius, Gerutis
84	39	8,74	4,4622	15,2513	33,89	340 Fronczyk, Zbigniew
85	24	5,41	4,4362	15,1624	33,69	118 Tamborski, Artur
86	29	6,70	4,3284	14,7937	32,87	222 Ejsmont, Anna
87	38	9,14	4,1575	14,2099	31,58	125 Prochazka, Josef
88	43	10,39	4,1386	14,1451	31,43	182 Bałuszyńska, Agnieszka
89	42	10,42	4,0307	13,7764	30,61	21 Michalowski, Krzysztof
90	28	7,82	3,5806	12,2379	27,20	319 Sventickas, Ramunas
91	39	11,21	3,4790	11,8908	26,42	257 Bazarnik, Monika
92	45	13,41	3,3557	11,4693	25,49	29 Pilch, Janusz

STANDARD -- Overall Stage Results

CRACOW OPEN 2007

Printed wrzesień 1, 2007 at 18:44



Stage 2 -- 2

	PTS	TIME	HIT FACTOR	STAGE POINTS	STAGE PERCENT	COMPETITOR # Name
93	39	12,82	3,0421	10,3975	23,11	20 Spychala, Beata
94	17	5,69	2,9877	10,2115	22,69	7 Mcconnell, Tom
95	29	11,34	2,5573	8,7406	19,42	186 Pazourkova, Lenka
96	37	28,80	1,2847	4,3910	9,76	185 Pazourkova, Eva

PRODUCTION -- Overall Stage Results

CRACOW OPEN 2007

Printed wrzesień 1, 2007 at 18:44




Stage 2 -- 2

	PTS	TIME	HIT FACTOR	STAGE POINTS	STAGE PERCENT	COMPETITOR # Name
1	45	3,44	13,0814	45,0000	100,00	330 Tyc, Adam
2	41	3,39	12,0944	41,6047	92,45	212 Nagy, Ernest
3	45	3,77	11,9363	41,0610	91,25	283 Hrciarik, Andrej
4	39	3,50	11,1429	38,3314	85,18	269 Kovar, Zbynek
5	45	4,07	11,0565	38,0344	84,52	213 Nagy, Ernest jun.
6	43	3,89	11,0540	38,0257	84,50	178 Penov, Anton
7	41	3,83	10,7050	36,8251	81,83	139 Romer, Jack
8	41	3,90	10,5128	36,1641	80,36	32 Sokolowski, Leszek
9	41	3,90	10,5128	36,1641	80,36	174 Svehla jun., Zdenek
10	43	4,14	10,3865	35,7295	79,40	336 Liehne, Jan
11	45	4,37	10,2975	35,4233	78,72	173 Miciński, Bohdan
12	41	4,00	10,2500	35,2600	78,36	57 Pavlik, Jan
13	39	3,91	9,9744	34,3120	76,25	69 Kopiec, Karol
14	43	4,38	9,8174	33,7717	75,05	88 Volskii, Andrei
15	37	4,23	8,7470	30,0898	66,87	30 Miklaszewski, Robert
16	39	4,60	8,4783	29,1652	64,81	114 Lewandowski, Przemek
17	41	4,87	8,4189	28,9610	64,36	100 Redeck, Tomasz
18	43	5,20	8,2692	28,4462	63,21	23 Kopiec, Marian
19	45	5,64	7,9787	27,4468	60,99	211 Konik, Slawomir
20	43	5,46	7,8755	27,0916	60,20	327 Olah, Josef
21	41	5,26	7,7947	26,8137	59,59	279 Ciurzynski, Pawel
22	45	5,80	7,7586	26,6897	59,31	86 Milyukov, Alexander
23	37	4,81	7,6923	26,4615	58,80	335 Hoss, Ivan
24	41	5,35	7,6636	26,3626	58,58	242 Kucharski, Tomasz
25	43	5,73	7,5044	25,8150	57,37	163 Jacek, Zdzislaw
26	37	4,94	7,4899	25,7652	57,26	155 Poplawski, Grzegorz
27	43	5,89	7,3005	25,1138	55,81	165 Wrona, Robert
28	43	5,94	7,2391	24,9024	55,34	140 Bojaruniec, Robert
29	45	6,22	7,2347	24,8875	55,31	35 Sarkany, Peter
30	41	5,74	7,1429	24,5714	54,60	223 Kopanski, Marek
31	41	5,96	6,8792	23,6644	52,59	10 Sychala, Maciek
32	35	5,14	6,8093	23,4241	52,05	37 Santus, Albert
33	41	6,07	6,7545	23,2356	51,63	133 Binkevicius, Ramunas
34	39	5,82	6,7010	23,0515	51,23	148 Ruszkiewicz, Pawel
35	43	6,42	6,6978	23,0405	51,20	92 Karpenko, Valeriy
36	43	6,47	6,6461	22,8624	50,81	316 Kwiecien, Stanislaw
37	43	6,54	6,5749	22,6177	50,26	321 Zimny, Maciej
38	45	7,03	6,4011	22,0199	48,93	83 Korner, Stanislav
39	41	6,48	6,3272	21,7654	48,37	129 Holicky, Radovan
40	37	5,88	6,2925	21,6463	48,10	339 Walkowski, Pawel
41	39	6,38	6,1129	21,0282	46,73	58 Bajerowski, Tomasz
42	41	6,71	6,1103	21,0194	46,71	50 Chrobok, Pawel
43	37	6,13	6,0359	20,7635	46,14	2 Borkowski, Lukasz
44	45	7,47	6,0241	20,7229	46,05	314 Dudek, Konrad
45	31	5,22	5,9387	20,4291	45,40	329 Szczepanski, Artur
46	37	6,40	5,7813	19,8875	44,19	59 Zawislak, Marek

PRODUCTION -- Overall Stage Results
CRACOW OPEN 2007

Printed wrzesień 1, 2007 at 18:44



Stage 2 -- 2

	PTS	TIME	HIT FACTOR	STAGE POINTS	STAGE PERCENT	COMPETITOR # Name
47	35	6,16	5,6818	19,5455	43,43	328 Grabarczyk, Jacek
48	45	8,00	5,6250	19,3500	43,00	126 Bekier, Piotr
49	27	4,85	5,5670	19,1505	42,56	22 Baluszynski, Grzegorz
50	43	7,82	5,4987	18,9156	42,03	49 Chrobok, Piotr
51	35	6,39	5,4773	18,8419	41,87	38 Santus, Albert - Junior
52	39	7,24	5,3867	18,5304	41,18	254 Zahariev, Velizar
53	39	7,36	5,2989	18,2283	40,51	192 Grigorjev, Kiril
54	41	7,91	5,1833	17,8306	39,62	209 Klaus, Peter Dose
55	45	8,84	5,0905	17,5113	38,91	162 Ecker, Karol
56	41	8,57	4,7841	16,4574	36,57	135 Swiatek, Janusz
57	33	7,32	4,5082	15,5082	34,46	53 Grzegorz, Pięta
58	33	7,39	4,4655	15,3613	34,14	15 Poniedzialek, Piotr
59	41	9,36	4,3803	15,0684	33,49	183 Kałuża, Mirosław
60	39	9,11	4,2810	14,7267	32,73	255 Mihtiev, Krasimir
61	39	9,88	3,9474	13,5789	30,18	116 Sildiajev, Andrej
62	41	12,34	3,3225	11,4295	25,40	89 Gushchyn, Boris
63	43	13,04	3,2975	11,3436	25,21	90 Tokar, Igor
64	31	9,90	3,1313	10,7717	23,94	272 SIMKIEWICZ, TOMASZ
65	22	8,30	2,6506	9,1181	20,26	256 Bazarnik, Marcin
66	18	6,91	2,6049	8,9609	19,91	33 Stobnicki, Rafal
67	8	3,53	2,2663	7,7960	17,32	325 Fecura, Vladimir
68	10	4,42	2,2624	7,7828	17,30	48 Malcharek, Tomasz
69	16	7,08	2,2599	7,7740	17,28	260 PIKUL, ADAM
70	18	9,69	1,8576	6,3901	14,20	113 Dąbrowski, Zbigniew
71	0	6,64	0,0000	0,0000	0,00	219 Entl, Zdenek
72	0	0,00	0,0000	0,0000	0,00	161 Miklaszewski, Piotr

MODIFIED -- Overall Stage Results**CRACOW OPEN 2007**

Printed wrzesień 1, 2007 at 18:44

**Stage 2 -- 2**

	PTS	TIME	HIT FACTOR	STAGE POINTS	STAGE PERCENT	COMPETITOR # Name
1	39	3,44	11,3372	45,0000	100,00	103 Szabo, Alex
2	39	3,59	10,8635	43,1198	95,82	231 Henes, Zdenek
3	44	4,80	9,1667	36,3846	80,85	230 Novak, Lubor
4	41	4,58	8,9520	35,5324	78,96	285 Brazdil, Peter
5	37	4,15	8,9157	35,3883	78,64	309 Blaha, Frantisek
6	45	5,17	8,7041	34,5484	76,77	320 Grecnar, Ondrej
7	39	4,66	8,3691	33,2189	73,82	301 Chudoba, Michal
8	39	5,41	7,2089	28,6137	63,59	313 Kiss, Juraj
9	43	6,13	7,0147	27,8429	61,87	315 Zember, Pavol
10	43	7,45	5,7718	22,9097	50,91	232 Kubac, Vitezslav
11	0	5,54	0,0000	0,0000	0,00	295 Jansky, Peter

REVOLVER (STANDARD) -- Overall Stage Results
CRACOW OPEN 2007

Printed wrzesień 1, 2007 at 18:44



Stage 2 -- 2

	PTS	TIME	HIT FACTOR	STAGE POINTS	STAGE PERCENT	COMPETITOR # Name
1	39	9,92	3,9315	45,0000	100,00	318 Kycka, Stefan

OPEN -- Overall Stage Results**CRACOW OPEN 2007**

Printed wrzesień 1, 2007 at 18:44

**Stage 3 -- 3**

	PTS	TIME	HIT FACTOR	STAGE POINTS	STAGE PERCENT	COMPETITOR # Name
1	40	4,71	8,4926	45,0000	100,00	246 Kamenicek, Martin
2	43	5,58	7,7061	40,8327	90,74	258 Kirsch, Saul
3	43	5,68	7,5704	40,1138	89,14	28 Obriot, Emile
4	37	5,45	6,7890	35,9732	79,94	247 Pijacek, Petr
5	37	5,45	6,7890	35,9732	79,94	248 Havlicek, Miroslav
6	41	6,05	6,7769	35,9089	79,80	27 Obriot, Thierry
7	42	6,49	6,4715	34,2908	76,20	98 Mikula, Jakub
8	39	6,50	6,0000	31,7925	70,65	74 Wylon, Marek
9	37	6,98	5,3009	28,0879	62,42	193 Markevicius, Kestas
10	39	7,66	5,0914	26,9780	59,95	228 Sustr, Milos
11	37	8,80	4,2045	22,2788	49,51	24 Kuliś, Janusz
12	38	9,98	3,8076	20,1756	44,83	127 Spacek, Jaroslav
13	26	6,85	3,7956	20,1120	44,69	333 Sustrova, Katerina
14	42	11,25	3,7333	19,7820	43,96	220 Oberkiewicz, Jędrzej
15	33	9,22	3,5792	18,9652	42,14	224 Janca, Jindrich
16	25	7,86	3,1807	16,8535	37,45	296 Hanes, Drahomir
17	40	14,02	2,8531	15,1177	33,59	73 Wylon, Marcin
18	25	8,85	2,8249	14,9682	33,26	297 Kopuncova, Natalia

STANDARD -- Overall Stage Results

CRACOW OPEN 2007

Printed wrzesień 1, 2007 at 18:44



Stage 3 -- 3

	PTS	TIME	HIT FACTOR	STAGE POINTS	STAGE PERCENT	COMPETITOR # Name
1	41	6,25	6,5600	45,0000	100,00	141 Sery, Jiri
2	43	6,97	6,1693	42,3199	94,04	109 Golab, Tadeusz
3	44	7,23	6,0858	41,7468	92,77	326 Rakusan ml., Josef
4	44	7,29	6,0357	41,4032	92,01	84 Kohn, Miroslav
5	41	6,93	5,9163	40,5844	90,19	111 Batki, György
6	40	6,81	5,8737	40,2923	89,54	253 Jensen, Ralf
7	38	6,71	5,6632	38,8481	86,33	331 Horak, Libor
8	42	7,56	5,5556	38,1098	84,69	218 Jablonski, Arnold
9	38	6,86	5,5394	37,9986	84,44	184 Klecanda, Kvido
10	40	7,33	5,4570	37,4339	83,19	143 Sioda, Wieslaw
11	38	7,04	5,3977	37,0271	82,28	175 Svehla, Zdenek St
12	40	7,42	5,3908	36,9798	82,18	70 Sanecznik, Krzysztof
13	40	7,56	5,2910	36,2950	80,66	319 Sventickas, Ramunas
14	39	7,40	5,2703	36,1528	80,34	145 Kebo, Vekoslav
15	43	8,22	5,2311	35,8844	79,74	250 Heglas, Jakub
16	36	6,94	5,1873	35,5837	79,07	268 Burzec, Wieslaw
17	45	8,70	5,1724	35,4815	78,85	267 Soustar, Ivo
18	40	7,78	5,1414	35,2687	78,37	237 Miglecz, Gyula
19	40	7,79	5,1348	35,2234	78,27	125 Prochazka, Josef
20	42	8,20	5,1220	35,1353	78,08	72 Ziebart, Friedrich
21	40	8,11	4,9322	33,8336	75,19	191 Grigorjev, Konstantin
22	40	8,14	4,9140	33,7089	74,91	159 Madajewski, Leszek
23	41	8,57	4,7841	32,8180	72,93	263 Kosiorek, Waldemar
24	41	8,57	4,7841	32,8180	72,93	62 Dumont, Jose
25	42	8,85	4,7458	32,5548	72,34	194 Velicko, Laurius
26	41	8,67	4,7290	32,4394	72,09	298 Kopunec, Peter
27	39	8,27	4,7158	32,3495	71,89	82 Zdzitowiecki, Andrzej
28	44	9,38	4,6908	32,1780	71,51	205 Kubacek, Petr
29	38	8,15	4,6626	31,9841	71,08	54 Gaweda, Boguslaw
30	39	8,44	4,6209	31,6979	70,44	337 Liehne, Zdenek
31	38	8,23	4,6173	31,6732	70,38	71 Strasser, Elisabeth
32	40	8,72	4,5872	31,4668	69,93	25 Noga, Tadeusz
33	41	8,97	4,5708	31,3545	69,68	19 Warandawicius, Gerutis
34	35	7,67	4,5632	31,3027	69,56	324 Jakoubek, Radoslav
35	37	8,12	4,5567	31,2575	69,46	115 Kolakowski, Jan
36	38	8,35	4,5509	31,2181	69,37	6 Thompson, David
37	43	9,63	4,4652	30,6303	68,07	171 Molenda, Dariusz
38	41	9,27	4,4229	30,3398	67,42	4 Ellis, Alexander
39	39	8,93	4,3673	29,9586	66,57	195 Slunin, Andrej
40	36	8,28	4,3478	29,8250	66,28	124 Swierczek, Zbigniew
41	39	9,11	4,2810	29,3667	65,26	334 Ciesielski, Marcin
42	34	8,04	4,2289	29,0089	64,46	160 Carrier, Philippe
43	38	9,05	4,1989	28,8034	64,01	289 Staszkiwicz, Robert
44	38	9,19	4,1349	28,3646	63,03	322 Bielinski, Jaroslaw
45	41	9,95	4,1206	28,2663	62,81	278 Skukauskas, Kestutis
46	38	9,25	4,1081	28,1806	62,62	21 Michalowski, Krzysztof

STANDARD -- Overall Stage Results

CRACOW OPEN 2007

Printed wrzesień 1, 2007 at 18:44



Stage 3 -- 3

	PTS	TIME	HIT FACTOR	STAGE POINTS	STAGE PERCENT	COMPETITOR # Name
47	38	9,39	4,0469	27,7605	61,69	55 Mizuro, Maciej
48	42	10,39	4,0423	27,7295	61,62	221 Ejsmont, Jerzy
49	41	10,31	3,9767	27,2793	60,62	189 Mc Adoo, John
50	28	7,16	3,9106	26,8259	59,61	164 Karosas, Linas
51	40	10,23	3,9101	26,8221	59,60	26 McQuiston, David
52	33	8,50	3,8824	26,6320	59,18	123 Skowron, Marcin
53	39	10,46	3,7285	25,5765	56,84	51 Znamirowski, Slawomir
54	43	11,59	3,7101	25,4503	56,56	332 Turkova, Eva
55	43	11,61	3,7037	25,4065	56,46	291 Dzerins, Maris
56	25	6,75	3,7037	25,4065	56,46	168 Lisy, Radovan
57	45	12,31	3,6556	25,0763	55,73	7 Mcconnell, Tom
58	35	10,00	3,5000	24,0091	53,35	338 Kacalková, Irena
59	38	10,99	3,4577	23,7189	52,71	8 Lyle, Ray
60	41	11,89	3,4483	23,6543	52,57	294 Zarins, Agris
61	41	12,20	3,3607	23,0533	51,23	61 Korzeniowski, Jarosław
62	41	12,46	3,2905	22,5722	50,16	18 Von Gravrock-Goes, Anton
63	33	10,06	3,2803	22,5022	50,00	77 Rehak, Michael
64	39	12,24	3,1863	21,8571	48,57	293 Rudzitis, Edgars
65	24	7,67	3,1291	21,4647	47,70	229 Vaclavik, Jaroslav
66	43	13,82	3,1114	21,3437	47,43	152 Kuc, Maciej
67	39	12,54	3,1100	21,3342	47,41	292 Jirjens, Harijs
68	38	12,28	3,0945	21,2273	47,17	34 Schuppik, Dariusz
69	39	12,66	3,0806	21,1320	46,96	13 Gallagher sen., Aidan
70	35	11,39	3,0729	21,0791	46,84	290 Kaufmanis, Eriks
71	42	13,89	3,0238	20,7422	46,09	96 Michalik, Stanislaw
72	37	12,66	2,9226	20,0483	44,55	340 Fronczyk, Zbigniew
73	37	12,69	2,9157	20,0009	44,45	310 Lane, Rudi
74	45	15,60	2,8846	19,7878	43,97	304 Koos, Zoltan
75	41	14,54	2,8198	19,3432	42,98	257 Bazarnik, Monika
76	22	7,90	2,7848	19,1031	42,45	240 Widla, Radoslaw
77	24	9,02	2,6608	18,2521	40,56	119 Przybyła, Krystian
78	24	9,83	2,4415	16,7481	37,22	153 Bieniasz, Grzegorz
79	43	17,96	2,3942	16,4237	36,50	5 Collins, Edward
80	20	8,38	2,3866	16,3717	36,38	323 Dobransky, Gabriel
81	16	6,72	2,3810	16,3328	36,30	106 GAZDIK, Ladislav
82	21	9,00	2,3333	16,0061	35,57	108 Cumming, David
83	39	16,82	2,3187	15,9055	35,35	104 Canova, Jana
84	38	20,14	1,8868	12,9429	28,76	1 Kirckpatrick, Paul
85	27	14,79	1,8256	12,5229	27,83	29 Pilch, Janusz
86	41	22,48	1,8238	12,5111	27,80	186 Pazourkova, Lenka
87	24	13,16	1,8237	12,5102	27,80	190 Dinkin, Shane
88	36	20,05	1,7955	12,3168	27,37	9 Armstrong, Alastair
89	27	16,40	1,6463	11,2935	25,10	63 Ostrzycki, Jacek
90	31	23,94	1,2949	8,8827	19,74	222 Ejsmont, Anna
91	9	6,99	1,2876	8,8323	19,63	236 Szarvasii, Peter
92	24	22,55	1,0643	7,3008	16,22	20 Spychala, Beata

STANDARD -- Overall Stage Results

CRACOW OPEN 2007

Printed wrzesień 1, 2007 at 18:44



Stage 3 -- 3

	PTS	TIME	HIT FACTOR	STAGE POINTS	STAGE PERCENT	COMPETITOR # Name
93	13	13,80	0,9420	6,4621	14,36	182 Bałuszyńska, Agnieszka
94	7	13,31	0,5259	3,6077	8,02	76 Dabrowski, Dariusz
95	3	11,76	0,2551	1,7499	3,89	118 Tamborski, Artur
96	3	20,51	0,1463	1,0034	2,23	185 Pazourkova, Eva

PRODUCTION -- Overall Stage Results
CRACOW OPEN 2007

Printed wrzesień 1, 2007 at 18:44



Stage 3 -- 3

	PTS	TIME	HIT FACTOR	STAGE POINTS	STAGE PERCENT	COMPETITOR # Name
1	37	5,96	6,2081	45,0000	100,00	330 Tyc, Adam
2	33	5,46	6,0440	43,8105	97,36	269 Kovar, Zbynek
3	43	7,13	6,0309	43,7156	97,15	316 Kwiecien, Stanislaw
4	41	6,99	5,8655	42,5171	94,48	212 Nagy, Ernest
5	39	6,77	5,7607	41,7574	92,79	114 Lewandowski, Przemek
6	37	6,94	5,3314	38,6455	85,88	133 Binkevicius, Ramunas
7	37	6,97	5,3085	38,4792	85,51	325 Fecura, Vladimir
8	37	7,10	5,2113	37,7746	83,94	139 Romer, Jack
9	41	8,24	4,9757	36,0673	80,15	211 Konik, Slawomir
10	37	7,51	4,9268	35,7124	79,36	178 Penov, Anton
11	35	7,29	4,8011	34,8015	77,34	100 Redecker, Tomasz
12	41	8,57	4,7841	34,6785	77,06	283 Hrniciarik, Andrej
13	35	7,37	4,7490	34,4237	76,50	57 Pavlik, Jan
14	35	7,53	4,6481	33,6923	74,87	2 Borkowski, Lukasz
15	37	7,97	4,6424	33,6512	74,78	336 Liehne, Jan
16	39	8,82	4,4218	32,0518	71,23	335 Hoss, Ivan
17	37	8,38	4,4153	32,0048	71,12	50 Chrobok, Pawel
18	31	7,14	4,3417	31,4717	69,94	174 Svehla jun., Zdenek
19	39	9,04	4,3142	31,2718	69,49	88 Volskii, Andrei
20	37	8,89	4,1620	30,1687	67,04	32 Sokolowski, Leszek
21	39	10,09	3,8652	28,0176	62,26	339 Walkowski, Pawel
22	45	11,91	3,7783	27,3878	60,86	192 Grigorjev, Kiril
23	31	8,27	3,7485	27,1715	60,38	165 Wrona, Robert
24	33	8,84	3,7330	27,0594	60,13	10 Sychala, Maciek
25	39	10,53	3,7037	26,8468	59,66	129 Holicky, Radovan
26	37	10,00	3,7000	26,8200	59,60	22 Baluszynski, Grzegorz
27	35	9,64	3,6307	26,3177	58,48	279 Ciurzynski, Pawel
28	35	9,87	3,5461	25,7044	57,12	155 Poplawski, Grzegorz
29	26	7,40	3,5135	25,4682	56,60	48 Malcharek, Tomasz
30	33	9,40	3,5106	25,4474	56,55	242 Kucharski, Tomasz
31	31	8,99	3,4483	24,9953	55,55	35 Sarkany, Peter
32	33	9,64	3,4232	24,8138	55,14	58 Bajerowski, Tomasz
33	33	9,89	3,3367	24,1866	53,75	135 Swiatek, Janusz
34	37	11,18	3,3095	23,9893	53,31	83 Korner, Stanislaw
35	37	11,35	3,2599	23,6300	52,51	219 Entl, Zdenek
36	43	13,31	3,2307	23,4179	52,04	162 Ecker, Karol
37	39	12,21	3,1941	23,1529	51,45	173 Miciński, Bohdan
38	33	10,48	3,1489	22,8249	50,72	328 Grabarczyk, Jacek
39	35	11,19	3,1278	22,6723	50,38	140 Bojaruniec, Robert
40	37	11,90	3,1092	22,5378	50,08	209 Klaus, Peter Dose
41	35	11,41	3,0675	22,2351	49,41	49 Chrobok, Piotr
42	31	10,13	3,0602	22,1824	49,29	321 Zimny, Maciej
43	39	12,75	3,0588	22,1723	49,27	86 Milyukov, Alexander
44	33	11,12	2,9676	21,5113	47,80	223 Kopanski, Marek
45	35	11,80	2,9661	21,5002	47,78	53 Grzegorz, Pięta
46	33	11,52	2,8646	20,7644	46,14	256 Bazarnik, Marcin

PRODUCTION -- Overall Stage Results
CRACOW OPEN 2007

Printed wrzesień 1, 2007 at 18:44



Stage 3 -- 3

	PTS	TIME	HIT FACTOR	STAGE POINTS	STAGE PERCENT	COMPETITOR # Name
47	29	10,13	2,8628	20,7513	46,11	38 Santus, Albert - Junior
48	33	11,55	2,8571	20,7104	46,02	116 Sildiajev, Andrej
49	30	10,57	2,8382	20,5733	45,72	37 Santus, Albert
50	26	9,22	2,8200	20,4409	45,42	30 Miklaszewski, Robert
51	24	8,64	2,7778	20,1351	44,74	213 Nagy, Ernest jun.
52	29	10,53	2,7540	19,9630	44,36	59 Zawislak, Marek
53	25	9,70	2,5773	18,6821	41,52	126 Bekier, Piotr
54	28	10,89	2,5712	18,6375	41,42	92 Karpenko, Valeriy
55	24	9,64	2,4896	18,0464	40,10	69 Kopiec, Karol
56	31	12,90	2,4031	17,4192	38,71	255 Mihtiev, Krasimir
57	25	10,42	2,3992	17,3912	38,65	15 Poniedzialek, Piotr
58	33	13,89	2,3758	17,2214	38,27	314 Dudek, Konrad
59	31	13,10	2,3664	17,1533	38,12	163 Jacek, Zdzislaw
60	29	12,36	2,3463	17,0073	37,79	148 Ruskiewicz, Pawel
61	31	13,26	2,3379	16,9463	37,66	90 Tokar, Igor
62	35	15,28	2,2906	16,6036	36,90	183 Kałuża, Mirosław
63	19	9,28	2,0474	14,8410	32,98	327 Olah, Josef
64	41	20,43	2,0069	14,5470	32,33	89 Gushchyn, Boris
65	31	15,90	1,9497	14,1326	31,41	254 Zahariev, Velizar
66	33	17,75	1,8592	13,4764	29,95	33 Stobnicki, Rafal
67	31	16,87	1,8376	13,3200	29,60	113 Dąbrowski, Zbigniew
68	16	9,33	1,7149	12,4307	27,62	329 Szczepanski, Artur
69	14	13,25	1,0566	7,6589	17,02	260 PIKUL, ADAM
70	3	8,04	0,3731	2,7047	6,01	23 Kopiec, Marian
71	0	0,00	0,0000	0,0000	0,00	161 Miklaszewski, Piotr
72	0	12,94	0,0000	0,0000	0,00	272 SIMKIEWICZ, TOMASZ

MODIFIED -- Overall Stage Results**CRACOW OPEN 2007**

Printed wrzesień 1, 2007 at 18:44

**Stage 3 -- 3**

	PTS	TIME	HIT FACTOR	STAGE POINTS	STAGE PERCENT	COMPETITOR # Name
1	41	6,57	6,2405	45,0000	100,00	231 Henes, Zdenek
2	39	8,01	4,8689	35,1096	78,02	301 Chudoba, Michal
3	39	9,21	4,2345	30,5351	67,86	230 Novak, Lubor
4	33	7,90	4,1772	30,1218	66,94	315 Zember, Pavol
5	37	8,90	4,1573	29,9782	66,62	285 Brazdil, Peter
6	39	10,42	3,7428	26,9893	59,98	295 Jansky, Peter
7	35	9,39	3,7274	26,8780	59,73	313 Kiss, Juraj
8	39	10,80	3,6111	26,0396	57,87	320 Grecnar, Ondrej
9	27	8,39	3,2181	23,2058	51,57	309 Blaha, Frantisek
10	20	7,99	2,5031	18,0500	40,11	103 Szabo, Alex
11	15	7,14	2,1008	15,1491	33,66	232 Kubac, Vitezslav

REVOLVER (STANDARD) -- Overall Stage Results
CRACOW OPEN 2007

Printed wrzesień 1, 2007 at 18:44



Stage 3 -- 3

	PTS	TIME	HIT FACTOR	STAGE POINTS	STAGE PERCENT	COMPETITOR # Name
1	37	14,99	2,4683	45,0000	100,00	318 Kycka, Stefan

OPEN -- Overall Stage Results**CRACOW OPEN 2007**

Printed wrzesień 1, 2007 at 18:44

**Stage 4 -- 4**

	PTS	TIME	HIT FACTOR	STAGE POINTS	STAGE PERCENT	COMPETITOR # Name
1	147	19,65	7,4809	155,0000	100,00	258 Kirsch, Saul
2	136	19,74	6,8896	142,7476	92,10	248 Havlicek, Miroslav
3	148	22,03	6,7181	139,1952	89,80	247 Pijacek, Petr
4	135	20,19	6,6865	138,5397	89,38	246 Kamenicek, Martin
5	151	22,96	6,5767	136,2643	87,91	27 Obriot, Thierry
6	138	26,21	5,2652	109,0910	70,38	297 Kopuncova, Natalia
7	150	29,64	5,0607	104,8552	67,65	228 Sustr, Milos
8	102	21,58	4,7266	97,9322	63,18	28 Obriot, Emile
9	140	29,65	4,7218	97,8318	63,12	193 Markevicius, Kestas
10	138	32,14	4,2937	88,9631	57,40	98 Mikula, Jakub
11	119	31,57	3,7694	78,0997	50,39	333 Sustrova, Katerina
12	136	38,59	3,5242	73,0199	47,11	127 Spacek, Jaroslav
13	131	38,36	3,4150	70,7570	45,65	224 Janca, Jindrich
14	124	37,50	3,3067	68,5121	44,20	24 Kuliś, Janusz
15	105	34,09	3,0801	63,8174	41,17	74 Wylon, Marek
16	96	31,71	3,0274	62,7266	40,47	73 Wylon, Marcin
17	97	42,75	2,2690	47,0124	30,33	220 Oberkiewicz, Jędrzej
18	0	34,15	0,0000	0,0000	0,00	296 Hanes, Drahomir

STANDARD -- Overall Stage Results

CRACOW OPEN 2007

Printed wrzesień 1, 2007 at 18:44



Stage 4 -- 4

	PTS	TIME	HIT FACTOR	STAGE POINTS	STAGE PERCENT	COMPETITOR # Name
1	145	23,26	6,2339	155,0000	100,00	111 Batki, György
2	148	24,14	6,1309	152,4396	98,35	326 Rakusan ml., Josef
3	144	24,52	5,8728	146,0210	94,21	331 Horak, Libor
4	134	24,59	5,4494	135,4939	87,42	141 Sery, Jiri
5	141	28,24	4,9929	124,1446	80,09	324 Jakoubek, Radoslav
6	149	29,90	4,9833	123,9049	79,94	175 Svehla, Zdenek St
7	150	30,36	4,9407	122,8465	79,26	337 Liehne, Zdenek
8	117	23,78	4,9201	122,3341	78,93	298 Kopunec, Peter
9	151	32,16	4,6953	116,7439	75,32	290 Kaufmanis, Eriks
10	125	26,79	4,6659	116,0141	74,85	143 Sioda, Wieslaw
11	143	30,72	4,6549	115,7413	74,67	70 Sanecznik, Krzysztof
12	149	32,08	4,6446	115,4849	74,51	319 Sventickas, Ramunas
13	147	31,65	4,6445	115,4827	74,50	236 Szarvasii, Peter
14	141	30,57	4,6124	114,6825	73,99	237 Miglecz, Gyula
15	150	32,55	4,6083	114,5813	73,92	194 Velicko, Laurius
16	149	32,36	4,6044	114,4857	73,86	160 Carrier, Philippe
17	123	26,96	4,5623	113,4380	73,19	253 Jensen, Ralf
18	138	30,48	4,5276	112,5739	72,63	205 Kubacek, Petr
19	133	30,20	4,4040	109,5010	70,65	55 Mizuro, Maciej
20	115	26,35	4,3643	108,5152	70,01	250 Heglas, Jakub
21	147	33,71	4,3607	108,4256	69,95	84 Kohn, Miroslav
22	148	33,99	4,3542	108,2640	69,85	6 Thompson, David
23	137	31,52	4,3464	108,0706	69,72	184 Klecanda, Kvido
24	114	26,44	4,3116	107,2054	69,16	229 Vaclavik, Jaroslav
25	149	34,68	4,2964	106,8269	68,92	124 Swierczek, Zbigniew
26	148	34,49	4,2911	106,6945	68,84	322 Bielinski, Jaroslaw
27	147	34,87	4,2157	104,8187	67,62	1 Kirckpatrick, Paul
28	149	35,49	4,1984	104,3887	67,35	267 Soustar, Ivo
29	143	34,23	4,1776	103,8730	67,01	123 Skowron, Marcin
30	147	35,44	4,1479	103,1329	66,54	332 Turkova, Eva
31	131	32,82	3,9915	99,2444	64,03	164 Karosas, Linas
32	129	32,83	3,9293	97,6995	63,03	19 Warandawicius, Gerutis
33	131	33,34	3,9292	97,6965	63,03	21 Michalowski, Krzysztof
34	143	36,61	3,9060	97,1202	62,66	278 Skukauskas, Kestutis
35	149	38,15	3,9056	97,1103	62,65	119 Przybyła, Krystian
36	141	36,13	3,9026	97,0341	62,60	218 Jablonski, Arnold
37	150	38,51	3,8951	96,8481	62,48	54 Gaweda, Boguslaw
38	143	36,79	3,8869	96,6451	62,35	323 Dobransky, Gabriel
39	151	39,09	3,8629	96,0472	61,97	71 Strasser, Elisabeth
40	143	37,54	3,8093	94,7142	61,11	77 Rehak, Michael
41	144	38,38	3,7520	93,2891	60,19	62 Dumont, Jose
42	132	35,55	3,7131	92,3225	59,56	168 Lisy, Radovan
43	131	35,45	3,6953	91,8816	59,28	240 Widla, Radoslaw
44	145	39,51	3,6700	91,2503	58,87	51 Znamirovski, Slawomir
45	135	37,04	3,6447	90,6225	58,47	195 Slunin, Andrej
46	109	30,66	3,5551	88,3950	57,03	72 Ziebart, Friedrich

STANDARD -- Overall Stage Results**CRACOW OPEN 2007**

Printed wrzesień 1, 2007 at 18:44

**Stage 4 -- 4**

	PTS	TIME	HIT FACTOR	STAGE POINTS	STAGE PERCENT	COMPETITOR # Name
47	145	41,90	3,4606	86,0453	55,51	63 Ostrzycki, Jacek
48	126	36,51	3,4511	85,8089	55,36	115 Kolakowski, Jan
49	135	39,16	3,4474	85,7165	55,30	159 Madajewski, Leszek
50	134	38,95	3,4403	85,5403	55,19	82 Zdzitowiecki, Andrzej
51	133	38,95	3,4146	84,9019	54,78	125 Prochazka, Josef
52	127	37,70	3,3687	83,7598	54,04	268 Burzec, Wieslaw
53	128	38,29	3,3429	83,1186	53,62	4 Ellis, Alexander
54	110	33,02	3,3313	82,8303	53,44	109 Golab, Tadeusz
55	132	40,00	3,3000	82,0517	52,94	191 Grigorjev, Konstantin
56	141	43,17	3,2662	81,2102	52,39	338 Kacalková, Irena
57	141	44,09	3,1980	79,5156	51,30	294 Zarins, Agris
58	122	39,61	3,0800	76,5823	49,41	106 GAZDIK, Ladislav
59	151	49,59	3,0450	75,7105	48,85	189 Mc Adoo, John
60	145	48,88	2,9664	73,7582	47,59	334 Ciesielski, Marcin
61	149	50,78	2,9342	72,9570	47,07	34 Schuppik, Dariusz
62	141	48,42	2,9120	72,4049	46,71	293 Rudzitis, Edgars
63	123	42,57	2,8894	71,8414	46,35	171 Molenda, Dariusz
64	139	48,54	2,8636	71,2014	45,94	145 Kebo, Vekoslav
65	115	40,87	2,8138	69,9627	45,14	291 Dzerins, Maris
66	102	36,42	2,8007	69,6360	44,93	61 Korzeniowski, Jarosław
67	116	43,57	2,6624	66,1978	42,71	118 Tamborski, Artur
68	144	56,34	2,5559	63,5505	41,00	25 Noga, Tadeusz
69	119	46,66	2,5504	63,4126	40,91	263 Kosiorek, Waldemar
70	107	43,20	2,4769	61,5848	39,73	310 Lane, Rudi
71	137	55,53	2,4671	61,3432	39,58	304 Koos, Zoltan
72	146	59,37	2,4592	61,1447	39,45	29 Pilch, Janusz
73	79	36,05	2,1914	54,4873	35,15	108 Cumming, David
74	91	41,65	2,1849	54,3250	35,05	26 McQuiston, David
75	99	46,58	2,1254	52,8456	34,09	18 Von Gravrock-Goes, Anton
76	90	43,51	2,0685	51,4312	33,18	8 Lyle, Ray
77	128	65,86	1,9435	48,3239	31,18	5 Collins, Edward
78	84	47,55	1,7666	43,9240	28,34	152 Kuc, Maciej
79	122	69,74	1,7494	43,4962	28,06	7 Mcconnell, Tom
80	105	61,19	1,7160	42,6660	27,53	190 Dinkin, Shane
81	91	53,60	1,6978	42,2134	27,23	292 Jirjens, Harijs
82	118	72,25	1,6332	40,6086	26,20	153 Bieniasz, Grzegorz
83	113	69,96	1,6152	40,1608	25,91	221 Ejsmont, Jerzy
84	118	74,00	1,5946	39,6482	25,58	104 Canova, Jana
85	72	50,93	1,4137	35,1506	22,68	13 Gallagher sen., Aidan
86	91	68,88	1,3211	32,8490	21,19	222 Ejsmont, Anna
87	64	51,18	1,2505	31,0923	20,06	9 Armstrong, Alastair
88	86	71,02	1,2109	30,1086	19,42	289 Staszkiwicz, Robert
89	99	82,62	1,1983	29,7936	19,22	76 Dabrowski, Dariusz
90	59	55,90	1,0555	26,2430	16,93	96 Michalik, Stanislaw
91	95	110,29	0,8614	21,4171	13,82	257 Bazarnik, Monika
92	40	46,72	0,8562	21,2878	13,73	340 Fronczyk, Zbigniew

STANDARD -- Overall Stage Results

CRACOW OPEN 2007

Printed wrzesień 1, 2007 at 18:44



Stage 4 -- 4

	PTS	TIME	HIT FACTOR	STAGE POINTS	STAGE PERCENT	COMPETITOR # Name
93	86	105,20	0,8175	20,3262	13,11	185 Pazourkova, Eva
94	66	82,05	0,8044	20,0004	12,90	186 Pazourkova, Lenka
95	3	92,42	0,0325	0,8071	0,52	182 Bałuszyńska, Agnieszka
96	0	90,30	0,0000	0,0000	0,00	20 Spychala, Beata

PRODUCTION -- Overall Stage Results

CRACOW OPEN 2007

Printed wrzesień 1, 2007 at 18:44



Stage 4 -- 4

	PTS	TIME	HIT FACTOR	STAGE POINTS	STAGE PERCENT	COMPETITOR # Name
1	153	25,72	5,9487	155,0000	100,00	330 Tyc, Adam
2	149	26,44	5,6354	146,8372	94,73	178 Penov, Anton
3	141	25,24	5,5864	145,5597	93,91	212 Nagy, Ernest
4	139	25,47	5,4574	142,1992	91,74	139 Romer, Jack
5	147	28,76	5,1113	133,1802	85,92	57 Pavlik, Jan
6	143	28,06	5,0962	132,7882	85,67	336 Liehne, Jan
7	139	27,60	5,0362	131,2251	84,66	174 Svehla jun., Zdenek
8	128	29,19	4,3851	114,2581	73,71	269 Kovar, Zbynek
9	139	31,78	4,3738	113,9652	73,53	283 Hrnciarik, Andrej
10	141	35,71	3,9485	102,8823	66,38	279 Ciurzynski, Pawel
11	128	32,50	3,9385	102,6214	66,21	327 Olah, Josef
12	135	34,86	3,8726	100,9062	65,10	325 Fecura, Vladimir
13	137	36,13	3,7919	98,8016	63,74	316 Kwiecien, Stanislaw
14	132	35,01	3,7704	98,2411	63,38	88 Volskii, Andrei
15	120	32,07	3,7418	97,4975	62,90	213 Nagy, Ernest jun.
16	147	39,69	3,7037	96,5045	62,26	242 Kucharski, Tomasz
17	139	37,55	3,7017	96,4531	62,23	129 Holicky, Radovan
18	145	39,27	3,6924	96,2096	62,07	37 Santus, Albert
19	141	38,49	3,6633	95,4514	61,58	30 Miklaszewski, Robert
20	134	37,07	3,6148	94,1875	60,77	335 Hoss, Ivan
21	137	38,24	3,5826	93,3499	60,23	86 Milyukov, Alexander
22	127	36,87	3,4445	89,7515	57,90	2 Borkowski, Lukasz
23	126	36,88	3,4165	89,0207	57,43	69 Kopiec, Karol
24	133	39,27	3,3868	88,2474	56,93	48 Malcharek, Tomasz
25	141	41,85	3,3692	87,7879	56,64	211 Konik, Slawomir
26	122	37,41	3,2612	84,9735	54,82	133 Binkevicius, Ramunas
27	96	30,21	3,1778	82,8003	53,42	100 Redecker, Tomasz
28	128	41,51	3,0836	80,3468	51,84	219 Entl, Zdenek
29	135	45,11	2,9927	77,9780	50,31	140 Bojaruniec, Robert
30	118	39,60	2,9798	77,6422	50,09	321 Zimny, Maciej
31	149	50,05	2,9770	77,5699	50,05	92 Karpenko, Valeriy
32	126	42,49	2,9654	77,2672	49,85	116 Sildiajev, Andrej
33	96	34,06	2,8186	73,4409	47,38	114 Lewandowski, Przemek
34	124	44,64	2,7778	72,3784	46,70	83 Korner, Stanislaw
35	125	45,94	2,7209	70,8974	45,74	35 Sarkany, Peter
36	131	48,57	2,6971	70,2772	45,34	163 Jacek, Zdzislaw
37	129	48,46	2,6620	69,3614	44,75	49 Chrobok, Piotr
38	143	53,95	2,6506	69,0647	44,56	162 Ecker, Karol
39	120	45,44	2,6408	68,8104	44,39	38 Santus, Albert - Junior
40	110	41,91	2,6247	68,3890	44,12	59 Zawislak, Marek
41	128	48,86	2,6197	68,2602	44,04	155 Poplawski, Grzegorz
42	132	50,93	2,5918	67,5323	43,57	135 Swiatek, Janusz
43	105	41,43	2,5344	66,0367	42,60	32 Sokolowski, Leszek
44	114	47,43	2,4035	62,6272	40,40	126 Bekier, Piotr
45	137	57,07	2,4006	62,5495	40,35	223 Kopanski, Marek
46	91	37,92	2,3998	62,5294	40,34	165 Wrona, Robert

PRODUCTION -- Overall Stage Results
CRACOW OPEN 2007

Printed wrzesień 1, 2007 at 18:44



Stage 4 -- 4

	PTS	TIME	HIT FACTOR	STAGE POINTS	STAGE PERCENT	COMPETITOR # Name
47	103	43,48	2,3689	61,7247	39,82	256 Bazarnik, Marcin
48	101	43,07	2,3450	61,1023	39,42	148 Ruskiewicz, Pawel
49	118	53,25	2,2160	57,7396	37,25	22 Baluszynski, Grzegorz
50	127	57,72	2,2003	57,3309	36,99	255 Mihtiev, Krasimir
51	84	38,99	2,1544	56,1355	36,22	173 Miciński, Bohdan
52	99	45,99	2,1526	56,0897	36,19	192 Grigorjev, Kiril
53	135	62,75	2,1514	56,0572	36,17	339 Walkowski, Pawel
54	115	54,03	2,1284	55,4593	35,78	15 Poniedzialek, Piotr
55	126	59,66	2,1120	55,0299	35,50	314 Dudek, Konrad
56	110	53,41	2,0595	53,6638	34,62	23 Kopiec, Marian
57	109	53,35	2,0431	53,2357	34,35	10 Spychala, Maciek
58	88	46,54	1,8908	49,2683	31,79	209 Klaus, Peter Dose
59	124	66,60	1,8619	48,5131	31,30	89 Gushchyn, Boris
60	97	52,67	1,8417	47,9866	30,96	33 Stobnicki, Rafal
61	113	61,82	1,8279	47,6278	30,73	254 Zahariev, Velizar
62	124	67,88	1,8268	47,5983	30,71	90 Tokar, Igor
63	91	59,52	1,5289	39,8373	25,70	53 Grzegorz, Piętak
64	68	47,83	1,4217	37,0442	23,90	50 Chrobok, Pawel
65	92	67,77	1,3575	35,3722	22,82	272 SIMKIEWICZ, TOMASZ
66	58	45,16	1,2843	33,4646	21,59	329 Szczepanski, Artur
67	43	36,89	1,1656	30,3718	19,59	58 Bajerowski, Tomasz
68	84	77,41	1,0851	28,2744	18,24	260 PIKUL, ADAM
69	128	123,21	1,0389	27,0692	17,46	183 Kałuża, Mirosław
70	32	61,33	0,5218	13,5953	8,77	113 Dąbrowski, Zbigniew
71	15	44,93	0,3339	8,6989	5,61	328 Grabarczyk, Jacek
72	0	0,00	0,0000	0,0000	0,00	161 Miklaszewski, Piotr

MODIFIED -- Overall Stage Results**CRACOW OPEN 2007**


Printed wrzesień 1, 2007 at 18:44

**Stage 4 -- 4**

	PTS	TIME	HIT FACTOR	STAGE POINTS	STAGE PERCENT	COMPETITOR # Name
1	144	23,00	6,2609	155,0000	100,00	231 Henes, Zdenek
2	152	33,27	4,5687	113,1066	72,97	230 Novak, Lubor
3	100	24,03	4,1615	103,0252	66,47	301 Chudoba, Michal
4	133	33,54	3,9654	98,1715	63,34	103 Szabo, Alex
5	119	30,55	3,8953	96,4346	62,22	320 Grecnar, Ondrej
6	142	38,25	3,7124	91,9081	59,30	232 Kubac, Vitezslav
7	107	32,36	3,3066	81,8601	52,81	285 Brazdil, Peter
8	126	39,45	3,1939	79,0716	51,01	309 Blaha, Frantisek
9	107	34,07	3,1406	77,7515	50,16	315 Zember, Pavol
10	106	36,25	2,9241	72,3927	46,70	295 Jansky, Peter
11	87	33,99	2,5596	63,3673	40,88	313 Kiss, Juraj

REVOLVER (STANDARD) -- Overall Stage Results
CRACOW OPEN 2007

Printed wrzesień 1, 2007 at 18:44



Stage 4 -- 4

	PTS	TIME	HIT FACTOR	STAGE POINTS	STAGE PERCENT	COMPETITOR # Name
1	84	66,88	1,2560	155,0000	100,00	318 Kycka, Stefan

OPEN -- Overall Stage Results**CRACOW OPEN 2007**

Printed wrzesień 1, 2007 at 18:44

**Stage 5 -- 5**

	PTS	TIME	HIT FACTOR	STAGE POINTS	STAGE PERCENT	COMPETITOR # Name
1	34	4,39	7,7449	35,0000	100,00	258 Kirsch, Saul
2	34	5,11	6,6536	30,0685	85,91	248 Havlicek, Miroslav
3	33	5,21	6,3340	28,6240	81,78	246 Kamenicek, Martin
4	34	5,53	6,1483	27,7848	79,39	28 Obriot, Emile
5	33	5,84	5,6507	25,5361	72,96	297 Kopuncova, Natalia
6	35	6,26	5,5911	25,2666	72,19	247 Pijacek, Petr
7	35	6,85	5,1095	23,0904	65,97	27 Obriot, Thierry
8	33	6,74	4,8961	22,1262	63,22	98 Mikula, Jakub
9	33	6,76	4,8817	22,0608	63,03	74 Wylon, Marek
10	33	6,83	4,8316	21,8347	62,38	127 Spacek, Jaroslav
11	35	7,41	4,7233	21,3454	60,99	228 Sustr, Milos
12	34	8,19	4,1514	18,7607	53,60	296 Hanes, Drahomir
13	34	8,93	3,8074	17,2060	49,16	224 Janca, Jindrich
14	18	6,70	2,6866	12,1409	34,69	73 Wylon, Marcin
15	32	18,92	1,6913	7,6433	21,84	193 Markevicius, Kestas
16	18	12,62	1,4263	6,4457	18,42	24 Kuliś, Janusz
17	18	26,17	0,6878	3,1083	8,88	333 Sustrova, Katerina
18	1	10,87	0,0920	0,4157	1,19	220 Oberkiewicz, Jędrzej

STANDARD -- Overall Stage Results

CRACOW OPEN 2007

Printed wrzesień 1, 2007 at 18:44




Stage 5 -- 5

	PTS	TIME	HIT FACTOR	STAGE POINTS	STAGE PERCENT	COMPETITOR # Name
1	35	6,31	5,5468	35,0000	100,00	159 Madajewski, Leszek
2	35	6,79	5,1546	32,5258	92,93	250 Heglas, Jakub
3	33	6,41	5,1482	32,4852	92,81	331 Horak, Libor
4	32	6,23	5,1364	32,4109	92,60	236 Szarvasii, Peter
5	34	6,89	4,9347	31,1379	88,97	263 Kosiorek, Waldemar
6	33	6,74	4,8961	30,8947	88,27	21 Michalowski, Krzysztof
7	34	7,01	4,8502	30,6049	87,44	54 Gaweda, Boguslaw
8	33	6,84	4,8246	30,4430	86,98	143 Sioda, Wieslaw
9	33	6,85	4,8175	30,3985	86,85	82 Zdzitowiecki, Andrzej
10	34	7,16	4,7486	29,9637	85,61	229 Vaclavik, Jaroslav
11	34	7,30	4,6575	29,3890	83,97	298 Kopunec, Peter
12	35	7,63	4,5872	28,9450	82,70	123 Skowron, Marcin
13	33	7,24	4,5580	28,7611	82,17	324 Jakoubek, Radoslav
14	34	7,62	4,4619	28,1549	80,44	141 Sery, Jiri
15	34	7,69	4,4213	27,8986	79,71	115 Kolakowski, Jan
16	35	8,04	4,3532	27,4689	78,48	55 Mizuro, Maciej
17	35	8,13	4,3050	27,1648	77,61	253 Jensen, Ralf
18	30	7,00	4,2857	27,0429	77,27	326 Rakusan ml., Josef
19	35	8,20	4,2683	26,9329	76,95	290 Kaufmanis, Eriks
20	35	8,25	4,2424	26,7697	76,48	278 Skukauskas, Kestutis
21	35	8,29	4,2220	26,6405	76,12	184 Klecanda, Kvido
22	33	7,92	4,1667	26,2917	75,12	337 Liehne, Zdenek
23	35	8,46	4,1371	26,1052	74,59	111 Batki, György
24	30	7,31	4,1040	25,8960	73,99	237 Miglecz, Gyula
25	35	8,60	4,0698	25,6802	73,37	19 Warandawicius, Gerutis
26	33	8,34	3,9568	24,9676	71,34	118 Tamborski, Artur
27	33	8,40	3,9286	24,7893	70,83	25 Noga, Tadeusz
28	31	8,01	3,8702	24,4207	69,77	334 Ciesielski, Marcin
29	29	7,58	3,8259	24,1412	68,97	323 Dobransky, Gabriel
30	35	9,16	3,8210	24,1103	68,89	294 Zarins, Agris
31	35	9,17	3,8168	24,0840	68,81	119 Przybyła, Krystian
32	34	9,01	3,7736	23,8113	68,03	240 Widla, Radoslaw
33	34	9,17	3,7077	23,3959	66,85	160 Carrier, Philippe
34	31	8,44	3,6730	23,1765	66,22	51 Znamirovski, Slawomir
35	33	9,02	3,6585	23,0854	65,96	125 Prochazka, Josef
36	34	9,48	3,5865	22,6308	64,66	191 Grigorjev, Konstantin
37	34	9,50	3,5789	22,5832	64,52	70 Sanecznic, Krzysztof
38	30	8,53	3,5170	22,1923	63,41	26 McQuiston, David
39	34	9,67	3,5160	22,1861	63,39	322 Bielinski, Jaroslav
40	34	9,74	3,4908	22,0267	62,93	18 Von Gravrock-Goes, Anton
41	35	10,08	3,4722	21,9097	62,60	205 Kubacek, Petr
42	34	9,80	3,4694	21,8918	62,55	175 Svehla, Zdenek St
43	33	9,56	3,4519	21,7814	62,23	338 Kacalková, Irena
44	35	10,16	3,4449	21,7372	62,11	164 Karosas, Linas
45	32	9,44	3,3898	21,3898	61,11	71 Strasser, Elisabeth
46	35	10,58	3,3081	20,8743	59,64	194 Velicko, Laurius

STANDARD -- Overall Stage Results

CRACOW OPEN 2007

Printed wrzesień 1, 2007 at 18:44




Stage 5 -- 5

	PTS	TIME	HIT FACTOR	STAGE POINTS	STAGE PERCENT	COMPETITOR # Name
47	29	8,92	3,2511	20,5146	58,61	77 Rehak, Michael
48	34	10,51	3,2350	20,4129	58,32	1 Kirckpatrick, Paul
49	33	10,38	3,1792	20,0607	57,32	291 Dzerins, Maris
50	33	10,46	3,1549	19,9073	56,88	109 Golab, Tadeusz
51	29	9,27	3,1284	19,7400	56,40	152 Kuc, Maciej
52	35	11,24	3,1139	19,6486	56,14	72 Ziebart, Friedrich
53	35	11,34	3,0864	19,4753	55,64	319 Sventickas, Ramunas
54	31	10,17	3,0482	19,2340	54,95	292 Jirjens, Harijs
55	34	11,24	3,0249	19,0872	54,53	61 Korzeniowski, Jarosław
56	35	12,03	2,9094	18,3583	52,45	218 Jablonski, Arnold
57	32	11,00	2,9091	18,3564	52,45	108 Cumming, David
58	34	11,69	2,9085	18,3524	52,44	6 Thompson, David
59	34	11,73	2,8986	18,2899	52,26	124 Swierczek, Zbigniew
60	30	10,40	2,8846	18,2019	52,01	84 Kohn, Miroslav
61	34	11,83	2,8740	18,1352	51,81	171 Molenda, Dariusz
62	32	11,20	2,8571	18,0286	51,51	63 Ostrzycki, Jacek
63	35	12,32	2,8409	17,9261	51,22	340 Fronczyk, Zbigniew
64	34	12,22	2,7823	17,5565	50,16	29 Pilch, Janusz
65	34	12,38	2,7464	17,3296	49,51	96 Michalik, Stanislaw
66	29	10,71	2,7077	17,0859	48,82	310 Lane, Rudi
67	31	11,68	2,6541	16,7474	47,85	195 Slunin, Andrej
68	33	12,45	2,6506	16,7253	47,79	189 Mc Adoo, John
69	33	12,59	2,6211	16,5393	47,26	267 Soustar, Ivo
70	35	13,43	2,6061	16,4445	46,98	293 Rudzitis, Edgars
71	33	12,88	2,5621	16,1669	46,19	221 Ejsmont, Jerzy
72	29	11,35	2,5551	16,1225	46,06	304 Koos, Zoltan
73	34	13,41	2,5354	15,9985	45,71	62 Dumont, Jose
74	31	12,23	2,5348	15,9943	45,70	168 Lisy, Radovan
75	33	13,03	2,5326	15,9808	45,66	104 Canova, Jana
76	35	13,97	2,5054	15,8089	45,17	268 Burzec, Wieslaw
77	32	12,85	2,4903	15,7136	44,90	289 Staszkiwicz, Robert
78	31	13,37	2,3186	14,6305	41,80	5 Collins, Edward
79	31	13,82	2,2431	14,1541	40,44	186 Pazourkova, Lenka
80	33	14,86	2,2207	14,0128	40,04	106 GAZDIK, Ladislav
81	27	12,77	2,1143	13,3414	38,12	8 Lyle, Ray
82	34	16,10	2,1118	13,3255	38,07	9 Armstrong, Alastair
83	29	14,00	2,0714	13,0707	37,34	182 Bałuszyńska, Agnieszka
84	31	15,66	1,9796	12,4911	35,69	190 Dinkin, Shane
85	28	15,07	1,8580	11,7240	33,50	13 Gallagher sen., Aidan
86	33	18,41	1,7925	11,3107	32,32	76 Dabrowski, Dariusz
87	31	17,66	1,7554	11,0764	31,65	222 Ejsmont, Anna
88	20	11,86	1,6863	10,6408	30,40	332 Turkova, Eva
89	30	18,45	1,6260	10,2602	29,31	7 Mcconnell, Tom
90	34	22,58	1,5058	9,5013	27,15	34 Schuppik, Dariusz
91	29	21,16	1,3705	8,6479	24,71	257 Bazarnik, Monika
92	16	11,93	1,3412	8,4627	24,18	153 Bieniasz, Grzegorz

STANDARD -- Overall Stage Results

CRACOW OPEN 2007

Printed wrzesień 1, 2007 at 18:44



Stage 5 -- 5

	PTS	TIME	HIT FACTOR	STAGE POINTS	STAGE PERCENT	COMPETITOR # Name
93	31	23,87	1,2987	8,1948	23,41	4 Ellis, Alexander
94	12	13,05	0,9195	5,8023	16,58	145 Kebo, Vekoslav
95	31	34,95	0,8870	5,5969	15,99	185 Pazourkova, Eva
96	0	128,90	0,0000	0,0000	0,00	20 Spychala, Beata

PRODUCTION -- Overall Stage Results

CRACOW OPEN 2007

Printed wrzesień 1, 2007 at 18:44



Stage 5 -- 5

	PTS	TIME	HIT FACTOR	STAGE POINTS	STAGE PERCENT	COMPETITOR # Name
1	33	5,71	5,7793	35,0000	100,00	114 Lewandowski, Przemek
2	35	6,52	5,3681	32,5095	92,88	330 Tyc, Adam
3	33	6,31	5,2298	31,6719	90,49	30 Miklaszewski, Robert
4	33	6,56	5,0305	30,4649	87,04	178 Penov, Anton
5	35	6,98	5,0143	30,3671	86,76	100 Redecker, Tomasz
6	35	7,17	4,8815	29,5624	84,46	139 Romer, Jack
7	35	7,40	4,7297	28,6435	81,84	57 Pavlik, Jan
8	35	7,44	4,7043	28,4895	81,40	212 Nagy, Ernest
9	35	7,49	4,6729	28,2994	80,86	283 Hrnčiarik, Andrej
10	35	7,59	4,6113	27,9265	79,79	88 Volskii, Andrei
11	31	7,24	4,2818	25,9306	74,09	316 Kwiecien, Stanislaw
12	33	8,20	4,0244	24,3720	69,63	133 Binkevicius, Ramunas
13	33	8,26	3,9952	24,1949	69,13	37 Santus, Albert
14	33	8,36	3,9474	23,9055	68,30	22 Baluszynski, Grzegorz
15	31	7,95	3,8994	23,6148	67,47	173 Miciński, Bohdan
16	35	9,24	3,7879	22,9396	65,54	325 Fecura, Vladimir
17	35	9,42	3,7155	22,5013	64,29	58 Bajerowski, Tomasz
18	33	8,93	3,6954	22,3796	63,94	327 Olah, Josef
19	33	8,94	3,6913	22,3546	63,87	174 Svehla jun., Zdenek
20	27	7,36	3,6685	22,2165	63,48	269 Kovar, Zbynek
21	31	8,56	3,6215	21,9320	62,66	32 Sokolowski, Leszek
22	31	8,57	3,6173	21,9064	62,59	336 Liehne, Jan
23	35	9,78	3,5787	21,6730	61,92	49 Chrobok, Piotr
24	33	9,28	3,5560	21,5356	61,53	116 Sildiajev, Andrej
25	33	9,39	3,5144	21,2833	60,81	279 Ciurzynski, Pawel
26	27	7,83	3,4483	20,8830	59,67	48 Malcharek, Tomasz
27	33	9,72	3,3951	20,5607	58,74	50 Chrobok, Pawel
28	27	7,96	3,3920	20,5419	58,69	213 Nagy, Ernest jun.
29	31	9,23	3,3586	20,3400	58,11	335 Hoss, Ivan
30	29	8,87	3,2694	19,8000	56,57	165 Wrona, Robert
31	31	9,58	3,2359	19,5969	55,99	219 Entl, Zdenek
32	33	10,22	3,2290	19,5548	55,87	155 Poplawski, Grzegorz
33	31	9,72	3,1893	19,3146	55,18	126 Bekier, Piotr
34	29	9,22	3,1453	19,0483	54,42	242 Kucharski, Tomasz
35	29	9,63	3,0114	18,2374	52,11	15 Poniedzialek, Piotr
36	29	9,76	2,9713	17,9944	51,41	163 Jacek, Zdzislaw
37	35	11,85	2,9536	17,8871	51,11	86 Milyukov, Alexander
38	35	11,94	2,9313	17,7523	50,72	162 Ecker, Karol
39	29	9,97	2,9087	17,6154	50,33	2 Borkowski, Lukasz
40	27	9,36	2,8846	17,4694	49,91	223 Kopanski, Marek
41	31	11,02	2,8131	17,0361	48,67	272 SIMKIEWICZ, TOMASZ
42	29	10,42	2,7831	16,8547	48,16	83 Korner, Stanislaw
43	29	11,05	2,6244	15,8937	45,41	135 Swiatek, Janusz
44	27	10,49	2,5739	15,5876	44,54	209 Klaus, Peter Dose
45	29	11,32	2,5618	15,5146	44,33	23 Kopiec, Marian
46	29	11,37	2,5506	15,4464	44,13	328 Grabarczyk, Jacek

PRODUCTION -- Overall Stage Results
CRACOW OPEN 2007

Printed wrzesień 1, 2007 at 18:44



Stage 5 -- 5

	PTS	TIME	HIT FACTOR	STAGE POINTS	STAGE PERCENT	COMPETITOR # Name
47	31	12,30	2,5203	15,2632	43,61	90 Tokar, Igor
48	27	10,73	2,5163	15,2389	43,54	321 Zimny, Maciej
49	33	13,15	2,5095	15,1977	43,42	59 Zawislak, Marek
50	33	13,20	2,5000	15,1402	43,26	148 Ruszkiewicz, Pawel
51	31	12,53	2,4741	14,9831	42,81	129 Holicky, Radovan
52	31	12,76	2,4295	14,7130	42,04	92 Karpenko, Valeriy
53	29	12,04	2,4086	14,5869	41,68	211 Konik, Slawomir
54	29	12,52	2,3163	14,0276	40,08	38 Santus, Albert - Junior
55	31	13,72	2,2595	13,6835	39,10	192 Grigorjev, Kiril
56	27	12,07	2,2370	13,5471	38,71	255 Mihtiev, Krasimir
57	33	15,01	2,1985	13,3145	38,04	113 Dąbrowski, Zbigniew
58	33	15,07	2,1898	13,2614	37,89	89 Gushchyn, Boris
59	25	11,79	2,1204	12,8415	36,69	140 Bojaruniec, Robert
60	31	14,83	2,0904	12,6593	36,17	33 Stobnicki, Rafal
61	35	17,10	2,0468	12,3954	35,42	339 Walkowski, Pawel
62	29	15,21	1,9066	11,5467	32,99	254 Zahariev, Velizar
63	27	14,65	1,8430	11,1613	31,89	329 Szczepanski, Artur
64	29	15,88	1,8262	11,0596	31,60	256 Bazarnik, Marcin
65	31	18,62	1,6649	10,0826	28,81	260 PIKUL, ADAM
66	25	17,50	1,4286	8,6515	24,72	35 Sarkany, Peter
67	16	11,42	1,4011	8,4848	24,24	69 Kopiec, Karol
68	16	12,51	1,2790	7,7456	22,13	53 Grzegorz, Pięta
69	31	32,34	0,9586	5,8051	16,59	183 Kałuża, Mirosław
70	25	34,49	0,7248	4,3897	12,54	10 Sychala, Maciek
71	17	43,80	0,3881	2,3505	6,72	314 Dudek, Konrad
72	0	0,00	0,0000	0,0000	0,00	161 Miklaszewski, Piotr

MODIFIED -- Overall Stage Results**CRACOW OPEN 2007**

Printed wrzesień 1, 2007 at 18:44

**Stage 5 -- 5**

	PTS	TIME	HIT FACTOR	STAGE POINTS	STAGE PERCENT	COMPETITOR # Name
1	35	4,79	7,3069	35,0000	100,00	231 Henes, Zdenek
2	33	6,74	4,8961	23,4525	67,01	320 Grecnar, Ondrej
3	33	6,87	4,8035	23,0087	65,74	230 Novak, Lubor
4	35	7,95	4,4025	21,0881	60,25	285 Brazdil, Peter
5	35	9,02	3,8803	18,5865	53,10	103 Szabo, Alex
6	32	8,69	3,6824	17,6387	50,40	232 Kubac, Vitezslav
7	35	10,82	3,2348	15,4945	44,27	301 Chudoba, Michal
8	33	10,51	3,1399	15,0400	42,97	295 Jansky, Peter
9	29	10,59	2,7384	13,1171	37,48	315 Zember, Pavol
10	35	14,17	2,4700	11,8313	33,80	309 Blaha, Frantisek
11	29	13,35	2,1723	10,4052	29,73	313 Kiss, Juraj

REVOLVER (STANDARD) -- Overall Stage Results
CRACOW OPEN 2007

Printed wrzesień 1, 2007 at 18:44



Stage 5 -- 5

	PTS	TIME	HIT FACTOR	STAGE POINTS	STAGE PERCENT	COMPETITOR # Name
1	32	17,66	1,8120	35,0000	100,00	318 Kycka, Stefan

OPEN -- Overall Stage Results

CRACOW OPEN 2007

Printed wrzesień 1, 2007 at 18:44



Stage 6 -- 6

	PTS	TIME	HIT FACTOR	STAGE POINTS	STAGE PERCENT	COMPETITOR # Name
1	73	12,53	5,8260	75,0000	100,00	246 Kamenicek, Martin
2	70	12,53	5,5866	71,9178	95,89	248 Havlicek, Miroslav
3	67	12,70	5,2756	67,9142	90,55	247 Pijacek, Petr
4	67	12,88	5,2019	66,9651	89,29	258 Kirsch, Saul
5	57	12,59	4,5274	58,2826	77,71	28 Obriot, Emile
6	71	15,71	4,5194	58,1797	77,57	193 Markevicius, Kestas
7	66	15,02	4,3941	56,5670	75,42	73 Wylon, Marcin
8	67	15,62	4,2894	55,2183	73,62	228 Sustr, Milos
9	64	15,52	4,1237	53,0857	70,78	297 Kopuncova, Natalia
10	64	16,24	3,9409	50,7322	67,64	296 Hanes, Drahomir
11	55	14,97	3,6740	47,2966	63,06	27 Obriot, Thierry
12	72	20,99	3,4302	44,1580	58,88	333 Sustrova, Katerina
13	64	19,21	3,3316	42,8886	57,18	127 Spacek, Jaroslav
14	70	21,30	3,2864	42,3066	56,41	98 Mikula, Jakub
15	64	20,21	3,1667	40,7665	54,36	224 Janca, Jindrich
16	61	23,19	2,6304	33,8625	45,15	24 Kuliś, Janusz
17	43	20,94	2,0535	26,4351	35,25	74 Wylon, Marek
18	46	25,80	1,7829	22,9524	30,60	220 Oberkiewicz, Jędrzej

STANDARD -- Overall Stage Results**CRACOW OPEN 2007**

Printed wrzesień 1, 2007 at 18:44

**Stage 6 -- 6**

	PTS	TIME	HIT FACTOR	STAGE POINTS	STAGE PERCENT	COMPETITOR # Name
1	71	14,61	4,8597	75,0000	100,00	298 Kopunec, Peter
2	74	15,36	4,8177	74,3522	99,14	326 Rakusan ml., Josef
3	70	14,64	4,7814	73,7921	98,39	111 Batki, György
4	71	15,28	4,6466	71,7114	95,62	337 Liehne, Zdenek
5	69	15,50	4,4516	68,7022	91,60	253 Jensen, Ralf
6	66	14,99	4,4029	67,9509	90,60	250 Heglas, Jakub
7	69	15,79	4,3699	67,4404	89,92	229 Vaclavik, Jaroslav
8	70	16,62	4,2118	65,0010	86,67	72 Ziebart, Friedrich
9	66	16,12	4,0943	63,1876	84,25	141 Sery, Jiri
10	67	16,83	3,9810	61,4390	81,92	331 Horak, Libor
11	68	17,94	3,7904	58,4978	78,00	205 Kubacek, Petr
12	71	18,77	3,7826	58,3777	77,84	237 Miglecz, Gyula
13	66	17,55	3,7607	58,0390	77,39	268 Burzec, Wieslaw
14	61	16,62	3,6703	56,6437	75,52	290 Kaufmanis, Eriks
15	68	18,83	3,6113	55,7329	74,31	71 Strasser, Elisabeth
16	65	18,03	3,6051	55,6379	74,18	267 Soustar, Ivo
17	69	19,47	3,5439	54,6936	72,92	164 Karosas, Linas
18	69	19,54	3,5312	54,4976	72,66	322 Bielinski, Jaroslav
19	70	19,84	3,5282	54,4515	72,60	54 Gaweda, Boguslaw
20	69	19,64	3,5132	54,2202	72,29	108 Cumming, David
21	69	19,67	3,5079	54,1375	72,18	175 Svehla, Zdenek St
22	69	19,70	3,5025	54,0550	72,07	236 Szarvasii, Peter
23	72	20,66	3,4850	53,7843	71,71	160 Carrier, Philippe
24	66	19,03	3,4682	53,5252	71,37	109 Golab, Tadeusz
25	63	18,19	3,4634	53,4516	71,27	143 Sioda, Wieslaw
26	71	20,50	3,4634	53,4512	71,27	294 Zarins, Agris
27	65	18,82	3,4538	53,3024	71,07	77 Rehak, Michael
28	64	18,83	3,3988	52,4545	69,94	70 Sanecznicz, Krzysztof
29	69	20,32	3,3957	52,4057	69,87	124 Swierczek, Zbigniew
30	55	16,42	3,3496	51,6943	68,93	123 Skowron, Marcin
31	58	17,54	3,3067	51,0330	68,04	319 Sventickas, Ramunas
32	60	18,19	3,2985	50,9063	67,88	240 Widla, Radoslaw
33	67	20,33	3,2956	50,8617	67,82	82 Zdzitowiecki, Andrzej
34	63	19,29	3,2659	50,4036	67,20	338 Kacalková, Irena
35	68	21,05	3,2304	49,8551	66,47	6 Thompson, David
36	72	22,53	3,1957	49,3202	65,76	61 Korzeniowski, Jaroslaw
37	72	22,96	3,1359	48,3965	64,53	1 Kirckpatrick, Paul
38	67	21,67	3,0918	47,7165	63,62	51 Znamirovski, Slawomir
39	66	21,53	3,0655	47,3100	63,08	171 Molenda, Dariusz
40	52	17,21	3,0215	46,6311	62,17	324 Jakoubek, Radoslaw
41	65	21,54	3,0176	46,5716	62,10	194 Velicko, Laurius
42	62	20,82	2,9779	45,9583	61,28	55 Mizuro, Maciej
43	59	19,82	2,9768	45,9411	61,25	106 GAZDIK, Ladislav
44	65	21,91	2,9667	45,7851	61,05	334 Ciesielski, Marcin
45	64	21,69	2,9507	45,5380	60,72	125 Prochazka, Josef
46	66	22,48	2,9359	45,3107	60,41	191 Grigorjev, Konstantin

STANDARD -- Overall Stage Results**CRACOW OPEN 2007**

Printed wrzesień 1, 2007 at 18:44


**Stage 6 -- 6**

	PTS	TIME	HIT FACTOR	STAGE POINTS	STAGE PERCENT	COMPETITOR # Name
47	72	24,58	2,9292	45,2068	60,28	34 Schuppik, Dariusz
48	65	22,28	2,9174	45,0247	60,03	291 Dzerins, Maris
49	69	24,38	2,8302	43,6786	58,24	18 Von Gravrock-Goes, Anton
50	58	20,56	2,8210	43,5369	58,05	159 Madajewski, Leszek
51	53	19,22	2,7575	42,5574	56,74	145 Kebo, Vekoslav
52	69	25,65	2,6901	41,5159	55,35	8 Lyle, Ray
53	66	24,85	2,6559	40,9893	54,65	25 Noga, Tadeusz
54	58	21,99	2,6376	40,7058	54,27	278 Skukauskas, Kestutis
55	49	18,82	2,6036	40,1818	53,58	21 Michalowski, Krzysztof
56	59	22,90	2,5764	39,7621	53,02	195 Slunin, Andrej
57	57	22,55	2,5277	39,0105	52,01	26 McQuiston, David
58	63	24,98	2,5220	38,9225	51,90	9 Armstrong, Alastair
59	55	22,04	2,4955	38,5127	51,35	4 Ellis, Alexander
60	52	20,85	2,4940	38,4902	51,32	62 Dumont, Jose
61	67	26,93	2,4879	38,3965	51,20	7 Mcconnell, Tom
62	59	23,73	2,4863	38,3714	51,16	304 Koos, Zoltan
63	59	23,76	2,4832	38,3229	51,10	292 Jirjens, Harijs
64	46	18,53	2,4825	38,3121	51,08	323 Dobransky, Gabriel
65	48	19,90	2,4121	37,2256	49,63	63 Ostrzycki, Jacek
66	68	28,43	2,3918	36,9135	49,22	332 Turkova, Eva
67	71	29,70	2,3906	36,8939	49,19	119 Przybyła, Krystian
68	67	28,06	2,3877	36,8502	49,13	189 Mc Adoo, John
69	72	30,24	2,3810	36,7455	48,99	29 Pilch, Janusz
70	48	20,44	2,3483	36,2421	48,32	84 Kohn, Miroslav
71	45	19,30	2,3316	35,9839	47,98	115 Kolakowski, Jan
72	50	21,64	2,3105	35,6587	47,54	168 Lisy, Radovan
73	61	27,15	2,2468	34,6747	46,23	218 Jablonski, Arnold
74	71	31,61	2,2461	34,6647	46,22	190 Dinkin, Shane
75	66	30,23	2,1833	33,6945	44,93	19 Warandawicius, Gerutis
76	54	24,99	2,1609	33,3488	44,47	293 Rudzitis, Edgars
77	63	29,36	2,1458	33,1160	44,15	221 Ejsmont, Jerzy
78	41	19,47	2,1058	32,4991	43,33	184 Klecanda, Kvido
79	51	24,42	2,0885	32,2313	42,98	13 Gallagher sen., Aidan
80	52	25,38	2,0489	31,6202	42,16	76 Dabrowski, Dariusz
81	48	23,45	2,0469	31,5901	42,12	310 Lane, Rudi
82	65	32,97	1,9715	30,4262	40,57	263 Kosiorek, Waldemar
83	65	36,99	1,7572	27,1195	36,16	96 Michalik, Stanislaw
84	42	26,16	1,6055	24,7779	33,04	152 Kuc, Maciej
85	46	29,21	1,5748	24,3041	32,41	104 Canova, Jana
86	39	25,87	1,5075	23,2660	31,02	5 Collins, Edward
87	44	30,67	1,4346	22,1407	29,52	186 Pazourkova, Lenka
88	57	43,84	1,3002	20,0658	26,75	222 Ejsmont, Anna
89	37	31,01	1,1932	18,4142	24,55	182 Bałuszyńska, Agnieszka
90	37	31,07	1,1909	18,3786	24,50	340 Fronczyk, Zbigniew
91	65	55,92	1,1624	17,9390	23,92	185 Pazourkova, Eva
92	37	32,45	1,1402	17,5971	23,46	289 Staszkiwicz, Robert

STANDARD -- Overall Stage Results

CRACOW OPEN 2007

Printed wrzesień 1, 2007 at 18:44



Stage 6 -- 6

	PTS	TIME	HIT FACTOR	STAGE POINTS	STAGE PERCENT	COMPETITOR # Name
93	49	46,18	1,0611	16,3755	21,83	257 Bazarnik, Monika
94	44	43,33	1,0155	15,6717	20,90	20 Spychala, Beata
95	29	29,75	0,9748	15,0440	20,06	153 Bieniasz, Grzegorz
96	19	21,47	0,8850	13,6576	18,21	118 Tamborski, Artur

PRODUCTION -- Overall Stage Results
CRACOW OPEN 2007

Printed wrzesień 1, 2007 at 18:44



Stage 6 -- 6

	PTS	TIME	HIT FACTOR	STAGE POINTS	STAGE PERCENT	COMPETITOR # Name
1	67	13,49	4,9666	75,0000	100,00	330 Tyc, Adam
2	69	14,62	4,7196	71,2689	95,03	269 Kovar, Zbynek
3	67	14,63	4,5796	69,1558	92,21	178 Penov, Anton
4	65	14,65	4,4369	66,9999	89,33	57 Pavlik, Jan
5	63	14,77	4,2654	64,4108	85,88	212 Nagy, Ernest
6	67	16,45	4,0729	61,5046	82,01	336 Liehne, Jan
7	63	16,32	3,8603	58,2933	77,72	69 Kopiec, Karol
8	63	16,37	3,8485	58,1153	77,49	174 Svehla jun., Zdenek
9	67	17,56	3,8155	57,6167	76,82	30 Miklaszewski, Robert
10	65	17,62	3,6890	55,7065	74,28	283 Hrcniarik, Andrej
11	67	18,52	3,6177	54,6301	72,84	139 Romer, Jack
12	63	17,71	3,5573	53,7181	71,62	335 Hoss, Ivan
13	65	19,62	3,3129	50,0280	66,70	22 Baluszynski, Grzegorz
14	57	17,47	3,2627	49,2698	65,69	316 Kwiecien, Stanislaw
15	57	17,63	3,2331	48,8226	65,10	100 Redeck, Tomasz
16	49	15,23	3,2173	48,5841	64,78	114 Lewandowski, Przemek
17	69	21,67	3,1841	48,0827	64,11	155 Poplawski, Grzegorz
18	59	18,63	3,1669	47,8231	63,76	48 Malcharek, Tomasz
19	65	20,60	3,1553	47,6480	63,53	325 Fecura, Vladimir
20	61	19,42	3,1411	47,4328	63,24	2 Borkowski, Lukasz
21	69	22,09	3,1236	47,1685	62,89	92 Karpenko, Valeriy
22	67	22,37	2,9951	45,2280	60,30	162 Ecker, Karol
23	52	17,49	2,9731	44,8964	59,86	279 Ciurzynski, Pawel
24	57	19,36	2,9442	44,4598	59,28	37 Santus, Albert
25	53	18,14	2,9217	44,1202	58,83	165 Wrona, Robert
26	61	21,15	2,8842	43,5530	58,07	88 Volskii, Andrei
27	52	18,44	2,8200	42,5834	56,78	32 Sokolowski, Leszek
28	57	20,23	2,8176	42,5478	56,73	129 Holicky, Radovan
29	50	18,27	2,7367	41,3266	55,10	213 Nagy, Ernest jun.
30	61	22,63	2,6955	40,7046	54,27	116 Sildiajev, Andrej
31	59	22,31	2,6446	39,9347	53,25	163 Jacek, Zdzislaw
32	67	25,93	2,5839	39,0185	52,02	192 Grigorjev, Kiril
33	63	24,95	2,5251	38,1301	50,84	126 Bekier, Piotr
34	57	22,81	2,4989	37,7353	50,31	211 Konik, Slawomir
35	63	25,56	2,4648	37,2201	49,63	83 Korner, Stanislaw
36	61	25,21	2,4197	36,5389	48,72	242 Kucharski, Tomasz
37	59	24,48	2,4101	36,3948	48,53	49 Chrobok, Piotr
38	59	24,66	2,3925	36,1291	48,17	38 Santus, Albert - Junior
39	46	19,31	2,3822	35,9728	47,96	321 Zimny, Maciej
40	42	17,79	2,3609	35,6510	47,53	133 Binkevicius, Ramunas
41	59	25,03	2,3572	35,5950	47,46	255 Mihtiev, Krasimir
42	63	26,78	2,3525	35,5245	47,37	59 Zawislak, Marek
43	57	24,28	2,3476	35,4507	47,27	148 Ruszkiewicz, Pawel
44	59	25,22	2,3394	35,3269	47,10	329 Szczepanski, Artur
45	44	19,81	2,2211	33,5403	44,72	86 Milyukov, Alexander
46	63	29,12	2,1635	32,6699	43,56	339 Walkowski, Pawel

PRODUCTION -- Overall Stage Results
CRACOW OPEN 2007

Printed wrzesień 1, 2007 at 18:44



Stage 6 -- 6

	PTS	TIME	HIT FACTOR	STAGE POINTS	STAGE PERCENT	COMPETITOR # Name
47	47	21,85	2,1510	32,4822	43,31	10 Spychala, Maciek
48	65	30,66	2,1200	32,0140	42,69	314 Dudek, Konrad
49	57	26,90	2,1190	31,9979	42,66	223 Kopanski, Marek
50	52	25,31	2,0545	31,0248	41,37	58 Bajerowski, Tomasz
51	42	20,59	2,0398	30,8029	41,07	327 Olah, Josef
52	48	24,23	1,9810	29,9148	39,89	50 Chrobok, Pawel
53	48	24,81	1,9347	29,2155	38,95	140 Bojaruniec, Robert
54	40	21,30	1,8779	28,3582	37,81	173 Miciński, Bohdan
55	51	27,16	1,8778	28,3556	37,81	35 Sarkany, Peter
56	44	24,11	1,8250	27,5584	36,74	90 Tokar, Igor
57	42	23,18	1,8119	27,3611	36,48	219 Entl, Zdenek
58	59	32,79	1,7993	27,1712	36,23	209 Klaus, Peter Dose
59	46	26,45	1,7391	26,2622	35,02	272 SIMKIEWICZ, TOMASZ
60	57	33,98	1,6775	25,3309	33,77	53 Grzegorz, Pięta
61	61	37,27	1,6367	24,7155	32,95	183 Kałuża, Mirosław
62	59	37,08	1,5912	24,0276	32,04	89 Gushchyn, Boris
63	53	33,62	1,5764	23,8055	31,74	113 Dąbrowski, Zbigniew
64	45	29,93	1,5035	22,7041	30,27	135 Swiatek, Janusz
65	46	31,17	1,4758	22,2853	29,71	254 Zahariev, Velizar
66	51	36,31	1,4046	21,2101	28,28	15 Poniedzialek, Piotr
67	42	30,50	1,3770	20,7945	27,73	256 Bazarnik, Marcin
68	40	31,46	1,2715	19,1999	25,60	33 Stobnicki, Rafal
69	30	24,37	1,2310	18,5893	24,79	23 Kopiec, Marian
70	7	24,39	0,2870	4,3340	5,78	260 PIKUL, ADAM
71	6	26,69	0,2248	3,3947	4,53	328 Grabarczyk, Jacek
72	0	0,00	0,0000	0,0000	0,00	161 Miklaszewski, Piotr

MODIFIED -- Overall Stage Results**CRACOW OPEN 2007**


Printed wrzesień 1, 2007 at 18:44

**Stage 6 -- 6**

	PTS	TIME	HIT FACTOR	STAGE POINTS	STAGE PERCENT	COMPETITOR # Name
1	73	13,90	5,2518	75,0000	100,00	231 Henes, Zdenek
2	64	17,52	3,6530	52,1674	69,56	230 Novak, Lubor
3	67	18,44	3,6334	51,8880	69,18	309 Blaha, Frantisek
4	63	18,34	3,4351	49,0563	65,41	320 Grecnar, Ondrej
5	63	19,45	3,2391	46,2566	61,68	232 Kubac, Vitezslav
6	57	17,82	3,1987	45,6794	60,91	103 Szabo, Alex
7	57	20,82	2,7378	39,0974	52,13	285 Brazdil, Peter
8	51	20,04	2,5449	36,3434	48,46	313 Kiss, Juraj
9	59	23,28	2,5344	36,1928	48,26	295 Jansky, Peter
10	44	19,73	2,2301	31,8478	42,46	301 Chudoba, Michal
11	29	17,74	1,6347	23,3452	31,13	315 Zember, Pavol

REVOLVER (STANDARD) -- Overall Stage Results
CRACOW OPEN 2007

Printed wrzesień 1, 2007 at 18:44



Stage 6 -- 6

	PTS	TIME	HIT FACTOR	STAGE POINTS	STAGE PERCENT	COMPETITOR # Name
1	62	41,26	1,5027	75,0000	100,00	318 Kycka, Stefan

OPEN -- Overall Stage Results

CRACOW OPEN 2007

Printed wrzesień 1, 2007 at 18:44



Stage 7 -- 7

	PTS	TIME	HIT FACTOR	STAGE POINTS	STAGE PERCENT	COMPETITOR # Name
1	38	5,06	7,5099	40,0000	100,00	246 Kamenicek, Martin
2	39	5,35	7,2897	38,8273	97,07	248 Havlicek, Miroslav
3	39	5,56	7,0144	37,3608	93,40	258 Kirsch, Saul
4	36	5,98	6,0201	32,0648	80,16	28 Obriot, Emile
5	38	6,47	5,8733	31,2828	78,21	247 Pijacek, Petr
6	40	7,22	5,5402	29,5087	73,77	74 Wylon, Marek
7	38	7,18	5,2925	28,1894	70,47	27 Obriot, Thierry
8	40	7,97	5,0188	26,7318	66,83	228 Sustr, Milos
9	39	8,66	4,5035	23,9869	59,97	73 Wylon, Marcin
10	35	9,20	3,8043	20,2632	50,66	297 Kopuncova, Natalia
11	38	13,15	2,8897	15,3916	38,48	127 Spacek, Jaroslav
12	36	12,77	2,8191	15,0155	37,54	24 Kuliś, Janusz
13	40	14,25	2,8070	14,9511	37,38	224 Janca, Jindrich
14	36	14,29	2,5192	13,4183	33,55	98 Mikula, Jakub
15	39	16,00	2,4375	12,9829	32,46	193 Markevicius, Kestas
16	38	24,10	1,5768	8,3983	21,00	296 Hanes, Drahomir
17	36	22,96	1,5679	8,3514	20,88	333 Sustrova, Katerina
18	10	28,54	0,3504	1,8663	4,67	220 Oberkiewicz, Jędrzej

STANDARD -- Overall Stage Results**CRACOW OPEN 2007**

Printed wrzesień 1, 2007 at 18:44

**Stage 7 -- 7**

	PTS	TIME	HIT FACTOR	STAGE POINTS	STAGE PERCENT	COMPETITOR # Name
1	40	5,98	6,6890	40,0000	100,00	111 Batki, György
2	40	6,90	5,7971	34,6667	86,67	331 Horak, Libor
3	40	7,67	5,2151	31,1864	77,97	191 Grigorjev, Konstantin
4	37	8,02	4,6135	27,5885	68,97	237 Miglecz, Gyula
5	37	8,27	4,4740	26,7545	66,89	326 Rakusan ml., Josef
6	36	8,06	4,4665	26,7097	66,77	324 Jakoubek, Radoslav
7	40	9,16	4,3668	26,1135	65,28	55 Mizuro, Maciej
8	37	8,48	4,3632	26,0920	65,23	253 Jensen, Ralf
9	39	9,07	4,2999	25,7133	64,28	194 Velicko, Laurius
10	39	9,56	4,0795	24,3954	60,99	54 Gaweda, Boguslaw
11	38	9,49	4,0042	23,9452	59,86	195 Slunin, Andrej
12	38	9,61	3,9542	23,6462	59,12	290 Kaufmanis, Eriks
13	39	10,16	3,8386	22,9547	57,39	71 Strasser, Elisabeth
14	39	10,18	3,8310	22,9096	57,27	18 Von Gravrock-Goes, Anton
15	32	8,85	3,6158	21,6226	54,06	82 Zdzitowiecki, Andrzej
16	39	10,89	3,5813	21,4160	53,54	1 Kirckpatrick, Paul
17	39	11,01	3,5422	21,1826	52,96	21 Michalowski, Krzysztof
18	40	11,39	3,5119	21,0009	52,50	51 Znamirovski, Slawomir
19	38	11,07	3,4327	20,5276	51,32	123 Skowron, Marcin
20	40	11,75	3,4043	20,3574	50,89	338 Kacalková, Irena
21	38	11,33	3,3539	20,0565	50,14	72 Ziebart, Friedrich
22	35	10,49	3,3365	19,9523	49,88	221 Ejsmont, Jerzy
23	27	8,10	3,3333	19,9333	49,83	143 Sioda, Wieslaw
24	38	11,66	3,2590	19,4888	48,72	164 Karosas, Linas
25	40	12,29	3,2547	19,4630	48,66	77 Rehak, Michael
26	37	11,52	3,2118	19,2066	48,02	6 Thompson, David
27	35	10,92	3,2051	19,1667	47,92	4 Ellis, Alexander
28	39	12,17	3,2046	19,1635	47,91	278 Skukauskas, Kestutis
29	37	11,60	3,1897	19,0741	47,69	250 Heglas, Jakub
30	39	12,41	3,1426	18,7929	46,98	108 Cumming, David
31	38	12,10	3,1405	18,7802	46,95	291 Dzerins, Maris
32	40	12,84	3,1153	18,6293	46,57	61 Korzeniowski, Jaroslaw
33	39	12,78	3,0516	18,2488	45,62	124 Swierczek, Zbigniew
34	39	12,78	3,0516	18,2488	45,62	29 Pilch, Janusz
35	38	12,72	2,9874	17,8648	44,66	205 Kubacek, Petr
36	40	13,43	2,9784	17,8109	44,53	319 Sventickas, Ramunas
37	36	12,14	2,9654	17,7331	44,33	159 Madajewski, Leszek
38	35	12,19	2,8712	17,1698	42,92	240 Widla, Radoslaw
39	40	14,04	2,8490	17,0370	42,59	310 Lane, Rudi
40	39	13,79	2,8281	16,9123	42,28	184 Klecanda, Kvido
41	37	13,14	2,8158	16,8387	42,10	337 Liehne, Zdenek
42	30	10,71	2,8011	16,7507	41,88	175 Svehla, Zdenek St
43	25	8,95	2,7933	16,7039	41,76	229 Vaclavik, Jaroslav
44	34	12,37	2,7486	16,4365	41,09	294 Zarins, Agris
45	34	12,42	2,7375	16,3704	40,93	218 Jablonski, Arnold
46	29	11,43	2,5372	15,1724	37,93	298 Kopunec, Peter

STANDARD -- Overall Stage Results

CRACOW OPEN 2007

Printed wrzesień 1, 2007 at 18:44



Stage 7 -- 7

	PTS	TIME	HIT FACTOR	STAGE POINTS	STAGE PERCENT	COMPETITOR # Name
47	35	14,33	2,4424	14,6057	36,51	322 Bielinski, Jaroslaw
48	38	15,61	2,4343	14,5573	36,39	76 Dabrowski, Dariusz
49	38	16,06	2,3661	14,1494	35,37	118 Tamborski, Artur
50	33	14,38	2,2949	13,7232	34,31	70 Sanecznik, Krzysztof
51	38	17,01	2,2340	13,3592	33,40	263 Kosiorek, Waldemar
52	24	10,79	2,2243	13,3012	33,25	141 Sery, Jiri
53	28	12,85	2,1790	13,0303	32,58	293 Rudzitis, Edgars
54	28	12,88	2,1739	13,0000	32,50	190 Dinkin, Shane
55	35	17,03	2,0552	12,2901	30,73	268 Burzec, Wieslaw
56	40	20,12	1,9881	11,8887	29,72	62 Dumont, Jose
57	33	16,62	1,9856	11,8736	29,68	9 Armstrong, Alastair
58	38	19,18	1,9812	11,8478	29,62	84 Kohn, Miroslav
59	34	17,63	1,9285	11,5326	28,83	19 Warandawicius, Gerutis
60	40	21,13	1,8930	11,3204	28,30	182 Bałuszyńska, Agnieszka
61	39	20,97	1,8598	11,1216	27,80	332 Turkova, Eva
62	34	18,39	1,8488	11,0560	27,64	115 Kolakowski, Jan
63	21	11,36	1,8486	11,0546	27,64	189 Mc Adoo, John
64	32	17,61	1,8171	10,8666	27,17	5 Collins, Edward
65	26	14,51	1,7919	10,7154	26,79	267 Soustar, Ivo
66	34	19,19	1,7718	10,5951	26,49	340 Fronczyk, Zbigniew
67	32	18,25	1,7534	10,4855	26,21	323 Dobransky, Gabriel
68	25	14,43	1,7325	10,3604	25,90	289 Staszkiwicz, Robert
69	38	24,13	1,5748	9,4173	23,54	186 Pazourkova, Lenka
70	36	24,34	1,4790	8,8447	22,11	185 Pazourkova, Eva
71	38	27,46	1,3838	8,2753	20,69	106 GAZDIK, Ladislav
72	15	10,95	1,3699	8,1918	20,48	160 Carrier, Philippe
73	14	11,30	1,2389	7,4088	18,52	236 Szarvasii, Peter
74	23	20,72	1,1100	6,6380	16,60	153 Bieniasz, Grzegorz
75	28	26,68	1,0495	6,2759	15,69	20 Spychala, Beata
76	19	18,22	1,0428	6,2360	15,59	63 Ostrzycki, Jacek
77	36	40,29	0,8935	5,3433	13,36	34 Schuppik, Dariusz
78	38	44,22	0,8593	5,1389	12,85	109 Golab, Tadeusz
79	20	24,30	0,8230	4,9218	12,30	145 Kebo, Vekoslav
80	13	16,90	0,7692	4,6000	11,50	334 Ciesielski, Marcin
81	10	17,08	0,5855	3,5012	8,75	26 McQuiston, David
82	9	17,26	0,5214	3,1182	7,80	7 Mcconnell, Tom
83	36	72,78	0,4946	2,9580	7,39	104 Canova, Jana
84	18	41,24	0,4365	2,6101	6,53	304 Koos, Zoltan
85	9	28,96	0,3108	1,8584	4,65	222 Ejsmont, Anna
86	5	19,35	0,2584	1,5452	3,86	292 Jirjens, Harijs
87	7	28,15	0,2487	1,4870	3,72	96 Michalik, Stanislaw
88	2	10,39	0,1925	1,1511	2,88	8 Lyle, Ray
89	3	16,58	0,1809	1,0820	2,71	119 Przybyła, Krystian
90	15	93,56	0,1603	0,9587	2,40	257 Bazarnik, Monika
91	0	21,37	0,0000	0,0000	0,00	125 Prochazka, Josef
92	0	24,04	0,0000	0,0000	0,00	13 Gallagher sen., Aidan

STANDARD -- Overall Stage Results

CRACOW OPEN 2007

Printed wrzesień 1, 2007 at 18:44




Stage 7 -- 7

	PTS	TIME	HIT FACTOR	STAGE POINTS	STAGE PERCENT	COMPETITOR # Name
93	0	15,82	0,0000	0,0000	0,00	171 Molenda, Dariusz
94	0	16,19	0,0000	0,0000	0,00	168 Lisy, Radovan
95	0	19,86	0,0000	0,0000	0,00	25 Noga, Tadeusz
96	0	21,07	0,0000	0,0000	0,00	152 Kuc, Maciej

PRODUCTION -- Overall Stage Results

CRACOW OPEN 2007

Printed wrzesień 1, 2007 at 18:44



Stage 7 -- 7

	PTS	TIME	HIT FACTOR	STAGE POINTS	STAGE PERCENT	COMPETITOR # Name
1	40	6,34	6,3091	40,0000	100,00	330 Tyc, Adam
2	36	6,14	5,8632	37,1726	92,93	178 Penov, Anton
3	36	6,42	5,6075	35,5514	88,88	174 Svehla jun., Zdenek
4	40	7,16	5,5866	35,4190	88,55	269 Kovar, Zbynek
5	40	7,68	5,2083	33,0208	82,55	336 Liehne, Jan
6	38	7,63	4,9803	31,5754	78,94	88 Volskii, Andrei
7	40	8,39	4,7676	30,2265	75,57	57 Pavlik, Jan
8	40	8,60	4,6512	29,4884	73,72	316 Kwiecien, Stanislaw
9	36	7,99	4,5056	28,5657	71,41	279 Ciurzynski, Pawel
10	36	8,17	4,4064	27,9364	69,84	173 Miciński, Bohdan
11	38	8,77	4,3330	27,4709	68,68	283 Hrciarik, Andrej
12	40	10,13	3,9487	25,0345	62,59	329 Szczepanski, Artur
13	36	9,41	3,8257	24,2550	60,64	100 Redecker, Tomasz
14	36	10,16	3,5433	22,4646	56,16	58 Bajerowski, Tomasz
15	38	10,98	3,4608	21,9417	54,85	155 Poplawski, Grzegorz
16	40	12,57	3,1822	20,1750	50,44	219 Entl, Zdenek
17	34	10,92	3,1136	19,7399	49,35	255 Mihtiev, Krasimir
18	34	11,34	2,9982	19,0088	47,52	32 Sokolowski, Leszek
19	36	12,02	2,9950	18,9884	47,47	211 Konik, Slawomir
20	30	10,17	2,9499	18,7021	46,76	213 Nagy, Ernest jun.
21	38	12,96	2,9321	18,5895	46,47	165 Wrona, Robert
22	36	12,75	2,8235	17,9012	44,75	30 Miklaszewski, Robert
23	34	12,22	2,7823	17,6399	44,10	15 Poniedzialek, Piotr
24	36	12,94	2,7821	17,6383	44,10	254 Zahariev, Velizar
25	30	10,95	2,7397	17,3699	43,42	22 Baluszynski, Grzegorz
26	32	12,01	2,6644	16,8926	42,23	116 Sildiajev, Andrej
27	24	9,08	2,6432	16,7577	41,89	212 Nagy, Ernest
28	40	15,24	2,6247	16,6404	41,60	89 Gushchyn, Boris
29	40	15,56	2,5707	16,2982	40,75	327 Olah, Josef
30	38	15,18	2,5033	15,8709	39,68	335 Hoss, Ivan
31	32	12,87	2,4864	15,7638	39,41	321 Zimny, Maciej
32	30	12,55	2,3904	15,1554	37,89	69 Kopiec, Karol
33	36	15,46	2,3286	14,7633	36,91	162 Ecker, Karol
34	30	12,89	2,3274	14,7556	36,89	260 PIKUL, ADAM
35	21	9,10	2,3077	14,6308	36,58	114 Lewandowski, Przemek
36	34	14,82	2,2942	14,5452	36,36	10 Spychala, Maciek
37	23	10,35	2,2222	14,0889	35,22	129 Holicky, Radovan
38	30	14,36	2,0891	13,2451	33,11	140 Bojaruniec, Robert
39	34	16,69	2,0371	12,9155	32,29	48 Malcharek, Tomasz
40	22	10,94	2,0110	12,7495	31,87	90 Tokar, Igor
41	30	15,76	1,9036	12,0685	30,17	328 Grabarczyk, Jacek
42	38	20,14	1,8868	11,9623	29,91	37 Santus, Albert
43	32	16,99	1,8835	11,9411	29,85	49 Chrobok, Piotr
44	36	19,16	1,8789	11,9123	29,78	339 Walkowski, Pawel
45	36	19,82	1,8163	11,5156	28,79	135 Swiatek, Janusz
46	38	21,64	1,7560	11,1331	27,83	38 Santus, Albert - Junior

PRODUCTION -- Overall Stage Results
CRACOW OPEN 2007

Printed wrzesień 1, 2007 at 18:44



Stage 7 -- 7

	PTS	TIME	HIT FACTOR	STAGE POINTS	STAGE PERCENT	COMPETITOR # Name
47	34	19,89	1,7094	10,8376	27,09	2 Borkowski, Lukasz
48	40	24,34	1,6434	10,4191	26,05	92 Karpenko, Valeriy
49	30	18,77	1,5983	10,1332	25,33	33 Stobnicki, Rafal
50	36	25,04	1,4377	9,1150	22,79	183 Kałuża, Mirosław
51	36	25,47	1,4134	8,9611	22,40	113 Dąbrowski, Zbigniew
52	13	9,44	1,3771	8,7309	21,83	139 Romer, Jack
53	18	14,03	1,2830	8,1340	20,33	86 Milyukov, Alexander
54	11	8,87	1,2401	7,8625	19,66	242 Kucharski, Tomasz
55	34	27,90	1,2186	7,7262	19,32	23 Kopiec, Marian
56	13	10,67	1,2184	7,7245	19,31	133 Binkevicius, Ramunas
57	17	14,27	1,1913	7,5529	18,88	272 SIMKIEWICZ, TOMASZ
58	28	27,64	1,0130	6,4226	16,06	148 Ruszkiewicz, Pawel
59	14	15,67	0,8934	5,6643	14,16	325 Fecura, Vladimir
60	13	15,75	0,8254	5,2330	13,08	53 Grzegorz, Pięta
61	19	23,15	0,8207	5,2035	13,01	59 Zawislak, Marek
62	7	8,87	0,7892	5,0034	12,51	223 Kopanski, Marek
63	7	10,81	0,6475	4,1055	10,26	256 Bazarnik, Marcin
64	15	24,44	0,6137	3,8912	9,73	126 Bekier, Piotr
65	9	17,13	0,5254	3,3310	8,33	35 Sarkany, Peter
66	13	26,00	0,5000	3,1700	7,93	83 Korner, Stanislav
67	13	28,94	0,4492	2,8480	7,12	209 Klaus, Peter Dose
68	20	51,98	0,3848	2,4394	6,10	163 Jacek, Zdzislaw
69	9	45,22	0,1990	1,2618	3,15	314 Dudek, Konrad
70	3	28,40	0,1056	0,6697	1,67	50 Chrobok, Pawel
71	0	25,48	0,0000	0,0000	0,00	192 Grigorjev, Kiril
72	0	0,00	0,0000	0,0000	0,00	161 Miklaszewski, Piotr

MODIFIED -- Overall Stage Results**CRACOW OPEN 2007**


Printed wrzesień 1, 2007 at 18:44

**Stage 7 -- 7**

	PTS	TIME	HIT FACTOR	STAGE POINTS	STAGE PERCENT	COMPETITOR # Name
1	39	11,07	3,5230	40,0000	100,00	231 Henes, Zdenek
2	39	11,33	3,4422	39,0821	97,71	230 Novak, Lubor
3	36	13,11	2,7460	31,1776	77,94	309 Blaha, Frantisek
4	34	13,03	2,6094	29,6263	74,07	313 Kiss, Juraj
5	40	16,25	2,4615	27,9479	69,87	295 Jansky, Peter
6	30	14,91	2,0121	22,8448	57,11	285 Brazdil, Peter
7	15	10,62	1,4124	16,0365	40,09	103 Szabo, Alex
8	16	12,71	1,2589	14,2928	35,73	320 Grecnar, Ondrej
9	14	18,77	0,7459	8,4685	21,17	315 Zember, Pavol
10	28	39,62	0,7067	8,0239	20,06	301 Chudoba, Michal
11	15	31,51	0,4760	5,4049	13,51	232 Kubac, Vitezslav

REVOLVER (STANDARD) -- Overall Stage Results
CRACOW OPEN 2007

Printed wrzesień 1, 2007 at 18:44



Stage 7 -- 7

	PTS	TIME	HIT FACTOR	STAGE POINTS	STAGE PERCENT	COMPETITOR # Name
1	40	31,35	1,2759	40,0000	100,00	318 Kycka, Stefan

OPEN -- Overall Stage Results
CRACOW OPEN 2007

Printed wrzesień 1, 2007 at 18:44



Stage 8 -- 8

	PTS	TIME	HIT FACTOR	STAGE POINTS	STAGE PERCENT	COMPETITOR # Name
1	39	4,14	9,4203	40,0000	100,00	248 Havlicek, Miroslav
2	37	4,50	8,2222	34,9128	87,28	246 Kamenicek, Martin
3	39	4,75	8,2105	34,8632	87,16	27 Obriot, Thierry
4	39	5,46	7,1429	30,3297	75,82	258 Kirsch, Saul
5	35	5,17	6,7698	28,7457	71,86	28 Obriot, Emile
6	39	5,87	6,6440	28,2112	70,53	98 Mikula, Jakub
7	38	5,80	6,5517	27,8196	69,55	228 Sustr, Milos
8	39	6,03	6,4677	27,4627	68,66	73 Wylon, Marcin
9	40	6,22	6,4309	27,3065	68,27	74 Wylon, Marek
10	36	5,83	6,1750	26,2198	65,55	247 Pijacek, Petr
11	39	7,58	5,1451	21,8470	54,62	297 Kopuncova, Natalia
12	40	7,78	5,1414	21,8311	54,58	193 Markevicius, Kestas
13	40	9,97	4,0120	17,0357	42,59	127 Spacek, Jaroslav
14	36	9,74	3,6961	15,6942	39,24	220 Oberkiewicz, Jędrzej
15	40	10,92	3,6630	15,5537	38,88	224 Janca, Jindrich
16	36	10,20	3,5294	14,9864	37,47	24 Kuliś, Janusz
17	37	11,47	3,2258	13,6973	34,24	333 Sustrova, Katerina
18	0	5,83	0,0000	0,0000	0,00	296 Hanes, Drahomir

STANDARD -- Overall Stage Results

CRACOW OPEN 2007

Printed wrzesień 1, 2007 at 18:44



Stage 8 -- 8

	PTS	TIME	HIT FACTOR	STAGE POINTS	STAGE PERCENT	COMPETITOR # Name
1	38	4,88	7,7869	40,0000	100,00	324 Jakoubek, Radoslav
2	38	5,10	7,4510	38,2745	95,69	236 Szarvasii, Peter
3	40	5,50	7,2727	37,3589	93,40	337 Liehne, Zdenek
4	40	5,61	7,1301	36,6263	91,57	143 Sioda, Wieslaw
5	37	5,34	6,9288	35,5924	88,98	298 Kopunec, Peter
6	40	6,28	6,3694	32,7187	81,80	184 Klecanda, Kvido
7	39	6,20	6,2903	32,3124	80,78	326 Rakusan ml., Josef
8	40	6,47	6,1824	31,7579	79,39	111 Batki, György
9	38	6,34	5,9937	30,7886	76,97	290 Kaufmanis, Eriks
10	39	6,63	5,8824	30,2167	75,54	218 Jablonski, Arnold
11	39	6,68	5,8383	29,9905	74,98	21 Michalowski, Krzysztof
12	38	6,73	5,6464	29,0045	72,51	253 Jensen, Ralf
13	40	7,10	5,6338	28,9400	72,35	194 Velicko, Laurius
14	37	6,70	5,5224	28,3676	70,92	1 Kirckpatrick, Paul
15	39	7,22	5,4017	27,7475	69,37	54 Gaweda, Boguslaw
16	38	7,05	5,3901	27,6879	69,22	55 Mizuro, Maciej
17	39	7,46	5,2279	26,8548	67,14	4 Ellis, Alexander
18	38	7,28	5,2198	26,8132	67,03	323 Dobransky, Gabriel
19	35	6,81	5,1395	26,4008	66,00	82 Zdzitowiecki, Andrzej
20	38	7,43	5,1144	26,2719	65,68	195 Slunin, Andrej
21	40	8,11	4,9322	25,3358	63,34	145 Kebo, Vekoslav
22	37	7,53	4,9137	25,2408	63,10	250 Heglas, Jakub
23	40	8,18	4,8900	25,1190	62,80	168 Lisy, Radovan
24	33	6,76	4,8817	25,0763	62,69	289 Staszkievicz, Robert
25	40	8,23	4,8603	24,9664	62,42	62 Dumont, Jose
26	36	7,65	4,7059	24,1734	60,43	338 Kacalková, Irena
27	38	8,08	4,7030	24,1584	60,40	319 Sventickas, Ramunas
28	40	8,54	4,6838	24,0602	60,15	77 Rehak, Michael
29	39	8,51	4,5828	23,5413	58,85	76 Dabrowski, Dariusz
30	38	8,32	4,5673	23,4615	58,65	310 Lane, Rudi
31	40	8,97	4,4593	22,9068	57,27	51 Znamirovski, Slawomir
32	38	8,64	4,3981	22,5926	56,48	221 Ejsmont, Jerzy
33	39	8,93	4,3673	22,4341	56,09	237 Miglec, Gyula
34	38	8,76	4,3379	22,2831	55,71	71 Strasser, Elisabeth
35	40	9,36	4,2735	21,9523	54,88	291 Dzerins, Maris
36	40	9,39	4,2599	21,8822	54,71	9 Armstrong, Alastair
37	36	8,49	4,2403	21,7817	54,45	267 Soustar, Ivo
38	34	8,15	4,1718	21,4298	53,57	294 Zarins, Agris
39	39	9,40	4,1489	21,3124	53,28	124 Swierczek, Zbigniew
40	38	9,19	4,1349	21,2405	53,10	106 GAZDIK, Ladislav
41	40	9,77	4,0942	21,0311	52,58	72 Ziebart, Friedrich
42	25	6,11	4,0917	21,0182	52,55	229 Vaclavik, Jaroslav
43	39	9,57	4,0752	20,9338	52,33	119 Przybyła, Krystian
44	38	9,35	4,0642	20,8770	52,19	18 Von Gravrock-Goes, Anton
45	39	9,61	4,0583	20,8467	52,12	171 Molenda, Dariusz
46	37	9,20	4,0217	20,6590	51,65	141 Sery, Jiri

STANDARD -- Overall Stage Results

CRACOW OPEN 2007

Printed wrzesień 1, 2007 at 18:44



Stage 8 -- 8

	PTS	TIME	HIT FACTOR	STAGE POINTS	STAGE PERCENT	COMPETITOR # Name
47	36	9,09	3,9604	20,3439	50,86	70 Sanecznik, Krzysztof
48	38	9,76	3,8934	20,0000	50,00	63 Ostrzycki, Jacek
49	38	9,81	3,8736	19,8981	49,75	292 Jirjens, Harijs
50	38	9,83	3,8657	19,8576	49,64	84 Kohn, Miroslav
51	40	10,49	3,8132	19,5876	48,97	278 Skukauskas, Kestutis
52	39	10,23	3,8123	19,5833	48,96	332 Turkova, Eva
53	34	9,26	3,6717	18,8610	47,15	123 Skowron, Marcin
54	36	10,07	3,5750	18,3641	45,91	26 McQuiston, David
55	40	11,26	3,5524	18,2481	45,62	34 Schuppik, Dariusz
56	38	10,89	3,4894	17,9247	44,81	191 Grigorjev, Konstantin
57	38	10,96	3,4672	17,8102	44,53	61 Korzeniowski, Jarosław
58	38	11,11	3,4203	17,5698	43,92	108 Cumming, David
59	40	11,86	3,3727	17,3249	43,31	19 Warandawicius, Gerutis
60	38	11,32	3,3569	17,2438	43,11	7 Mcconnell, Tom
61	21	6,41	3,2761	16,8290	42,07	115 Kolakowski, Jan
62	40	12,59	3,1771	16,3204	40,80	175 Svehla, Zdenek St
63	40	12,72	3,1447	16,1536	40,38	29 Pilch, Janusz
64	34	10,86	3,1308	16,0822	40,21	153 Bieniasz, Grzegorz
65	40	12,84	3,1153	16,0026	40,01	293 Rudzitis, Edgars
66	34	11,30	3,0088	15,4560	38,64	164 Karosas, Linas
67	34	11,79	2,8838	14,8136	37,03	13 Gallagher sen., Aidan
68	30	11,04	2,7174	13,9588	34,90	322 Bielinski, Jaroslaw
69	36	13,84	2,6012	13,3617	33,40	304 Koos, Zoltan
70	38	14,64	2,5956	13,3333	33,33	182 Bałuszyńska, Agnieszka
71	21	8,14	2,5799	13,2523	33,13	334 Ciesielski, Marcin
72	28	10,91	2,5665	13,1835	32,96	152 Kuc, Maciej
73	35	13,84	2,5289	12,9906	32,48	5 Collins, Edward
74	20	8,12	2,4631	12,6523	31,63	25 Noga, Tadeusz
75	21	8,79	2,3891	12,2723	30,68	205 Kubacek, Petr
76	25	10,53	2,3742	12,1957	30,49	160 Carrier, Philippe
77	34	14,40	2,3611	12,1287	30,32	222 Ejsmont, Anna
78	39	17,27	2,2583	11,6003	29,00	268 Burzec, Wieslaw
79	15	6,91	2,1708	11,1509	27,88	331 Horak, Libor
80	39	18,14	2,1499	11,0439	27,61	8 Lyle, Ray
81	36	17,39	2,0702	10,6341	26,59	257 Bazarnik, Monika
82	21	10,33	2,0329	10,4428	26,11	20 Sychala, Beata
83	22	11,31	1,9452	9,9921	24,98	189 Mc Adoo, John
84	38	19,93	1,9067	9,7943	24,49	159 Madajewski, Leszek
85	34	21,62	1,5726	8,0783	20,20	190 Dinkin, Shane
86	11	7,58	1,4512	7,4545	18,64	240 Widla, Radoslaw
87	36	25,07	1,4360	7,3764	18,44	263 Kosiorek, Waldemar
88	38	28,76	1,3213	6,7872	16,97	340 Fronczyk, Zbigniew
89	14	11,01	1,2716	6,5319	16,33	125 Prochazka, Josef
90	21	22,22	0,9451	4,8548	12,14	96 Michalik, Stanislaw
91	10	16,05	0,6231	3,2005	8,00	109 Golab, Tadeusz
92	21	41,45	0,5066	2,6025	6,51	186 Pazourkova, Lenka

STANDARD -- Overall Stage Results

CRACOW OPEN 2007

Printed wrzesień 1, 2007 at 18:44



Stage 8 -- 8

	PTS	TIME	HIT FACTOR	STAGE POINTS	STAGE PERCENT	COMPETITOR # Name
93	14	55,06	0,2543	1,3061	3,27	185 Pazourkova, Eva
94	0	9,43	0,0000	0,0000	0,00	6 Thompson, David
95	0	0,00	0,0000	0,0000	0,00	118 Tamborski, Artur
96	0	9,43	0,0000	0,0000	0,00	104 Canova, Jana

PRODUCTION -- Overall Stage Results

CRACOW OPEN 2007

Printed wrzesień 1, 2007 at 18:44



Stage 8 -- 8

	PTS	TIME	HIT FACTOR	STAGE POINTS	STAGE PERCENT	COMPETITOR # Name
1	38	4,85	7,8351	40,0000	100,00	330 Tyc, Adam
2	36	5,30	6,7925	34,6773	86,69	139 Romer, Jack
3	36	5,78	6,2284	31,7975	79,49	279 Ciurzynski, Pawel
4	40	6,61	6,0514	30,8942	77,24	336 Liehne, Jan
5	34	5,68	5,9859	30,5597	76,40	114 Lewandowski, Przemek
6	38	6,57	5,7839	29,5282	73,82	212 Nagy, Ernest
7	36	6,44	5,5901	28,5387	71,35	269 Kovar, Zbynek
8	38	6,89	5,5152	28,1567	70,39	10 Spychala, Maciek
9	40	7,28	5,4945	28,0509	70,13	86 Milyukov, Alexander
10	36	6,68	5,3892	27,5134	68,78	213 Nagy, Ernest jun.
11	36	6,79	5,3019	27,0677	67,67	133 Binkevicius, Ramunas
12	38	7,43	5,1144	26,1104	65,28	57 Pavlik, Jan
13	34	6,73	5,0520	25,7918	64,48	173 Miciński, Bohdan
14	36	7,16	5,0279	25,6689	64,17	327 Olah, Josef
15	38	7,56	5,0265	25,6614	64,15	88 Volskii, Andrei
16	38	7,70	4,9351	25,1948	62,99	255 Mihtiev, Krasimir
17	25	5,08	4,9213	25,1243	62,81	174 Svehla jun., Zdenek
18	38	7,89	4,8162	24,5881	61,47	178 Penov, Anton
19	38	7,96	4,7739	24,3719	60,93	49 Chrobok, Piotr
20	38	7,99	4,7559	24,2803	60,70	100 Redeck, Tomasz
21	40	8,46	4,7281	24,1384	60,35	283 Hrcniarik, Andrej
22	36	7,89	4,5627	23,2940	58,23	59 Zawislak, Marek
23	34	7,47	4,5515	23,2368	58,09	211 Konik, Slawomir
24	36	7,98	4,5113	23,0313	57,58	162 Ecker, Karol
25	38	8,49	4,4759	22,8504	57,13	223 Kopanski, Marek
26	40	9,05	4,4199	22,5647	56,41	35 Sarkany, Peter
27	36	8,16	4,4118	22,5232	56,31	339 Walkowski, Pawel
28	38	8,63	4,4032	22,4797	56,20	129 Holicky, Radovan
29	38	8,64	4,3981	22,4537	56,13	163 Jacek, Zdzislaw
30	34	7,77	4,3758	22,3396	55,85	316 Kwiecien, Stanislaw
31	36	8,78	4,1002	20,9327	52,33	30 Miklaszewski, Robert
32	38	9,42	4,0340	20,5945	51,49	325 Fecura, Vladimir
33	32	7,96	4,0201	20,5237	51,31	37 Santus, Albert
34	38	10,04	3,7849	19,3227	48,31	155 Poplawski, Grzegorz
35	40	10,66	3,7523	19,1567	47,89	165 Wrona, Robert
36	38	10,25	3,7073	18,9268	47,32	126 Bekier, Piotr
37	36	10,04	3,5857	18,3057	45,76	314 Dudek, Konrad
38	38	10,68	3,5581	18,1648	45,41	48 Malcharek, Tomasz
39	38	10,98	3,4608	17,6685	44,17	90 Tokar, Igor
40	38	11,32	3,3569	17,1378	42,84	148 Ruszkiewicz, Pawel
41	32	9,59	3,3368	17,0353	42,59	23 Kopiec, Marian
42	36	10,87	3,3119	16,9080	42,27	33 Stobnicki, Rafal
43	40	12,16	3,2895	16,7936	41,98	329 Szczepanski, Artur
44	36	10,98	3,2787	16,7386	41,85	22 Baluszynski, Grzegorz
45	36	10,99	3,2757	16,7233	41,81	135 Swiatek, Janusz
46	40	12,31	3,2494	16,5890	41,47	219 Entl, Zdenek

PRODUCTION -- Overall Stage Results
CRACOW OPEN 2007

Printed wrzesień 1, 2007 at 18:44



Stage 8 -- 8

	PTS	TIME	HIT FACTOR	STAGE POINTS	STAGE PERCENT	COMPETITOR # Name
47	36	11,40	3,1579	16,1219	40,30	116 Sildiajev, Andrej
48	38	12,16	3,1250	15,9539	39,88	92 Karpenko, Valeriy
49	38	12,17	3,1224	15,9408	39,85	321 Zimny, Maciej
50	38	12,27	3,0970	15,8109	39,53	113 Dąbrowski, Zbigniew
51	21	7,25	2,8966	14,7877	36,97	242 Kucharski, Tomasz
52	32	11,19	2,8597	14,5995	36,50	256 Bazarnik, Marcin
53	38	13,36	2,8443	14,5210	36,30	328 Grabarczyk, Jacek
54	32	11,36	2,8169	14,3810	35,95	272 SIMKIEWICZ, TOMASZ
55	34	12,07	2,8169	14,3810	35,95	58 Bajerowski, Tomasz
56	38	13,53	2,8086	14,3385	35,85	209 Klaus, Peter Dose
57	38	13,59	2,7962	14,2752	35,69	15 Poniedzialek, Piotr
58	36	12,89	2,7929	14,2583	35,65	83 Korner, Stanislaw
59	38	13,86	2,7417	13,9971	34,99	32 Sokolowski, Leszek
60	38	14,56	2,6099	13,3242	33,31	335 Hoss, Ivan
61	38	15,34	2,4772	12,6467	31,62	2 Borkowski, Lukasz
62	30	14,01	2,1413	10,9320	27,33	38 Santus, Albert - Junior
63	38	19,08	1,9916	10,1677	25,42	254 Zahariev, Velizar
64	23	11,98	1,9199	9,8014	24,50	140 Bojaruniec, Robert
65	15	9,52	1,5756	8,0440	20,11	260 PIKUL, ADAM
66	19	13,15	1,4449	7,3764	18,44	69 Kopiec, Karol
67	19	14,04	1,3533	6,9088	17,27	53 Grzegorz, Piętak
68	26	34,34	0,7571	3,8654	9,66	183 Kałuża, Mirosław
69	19	36,64	0,5186	2,6474	6,62	89 Gushchyn, Boris
70	0	23,66	0,0000	0,0000	0,00	50 Chrobok, Pawel
71	0	0,00	0,0000	0,0000	0,00	161 Miklaszewski, Piotr
72	0	25,11	0,0000	0,0000	0,00	192 Grigorjev, Kiril

MODIFIED -- Overall Stage Results**CRACOW OPEN 2007**


Printed wrzesień 1, 2007 at 18:44

**Stage 8 -- 8**

	PTS	TIME	HIT FACTOR	STAGE POINTS	STAGE PERCENT	COMPETITOR # Name
1	38	5,09	7,4656	40,0000	100,00	231 Henes, Zdenek
2	40	6,58	6,0790	32,5708	81,43	230 Novak, Lubor
3	40	6,58	6,0790	32,5708	81,43	232 Kubac, Vitezslav
4	36	6,54	5,5046	29,4930	73,73	103 Szabo, Alex
5	34	6,86	4,9563	26,5552	66,39	309 Blaha, Frantisek
6	36	7,55	4,7682	25,5476	63,87	285 Brazdil, Peter
7	36	8,13	4,4280	23,7250	59,31	320 Grecnar, Ondrej
8	30	7,78	3,8560	20,6603	51,65	313 Kiss, Juraj
9	40	10,64	3,7594	20,1425	50,36	295 Jansky, Peter
10	40	13,63	2,9347	15,7238	39,31	315 Zember, Pavol
11	32	13,96	2,2923	12,2817	30,70	301 Chudoba, Michal

REVOLVER (STANDARD) -- Overall Stage Results
CRACOW OPEN 2007

Printed wrzesień 1, 2007 at 18:44



Stage 8 -- 8

	PTS	TIME	HIT FACTOR	STAGE POINTS	STAGE PERCENT	COMPETITOR # Name
1	38	22,25	1,7079	40,0000	100,00	318 Kycka, Stefan

OPEN -- Overall Stage Results**CRACOW OPEN 2007**

Printed wrzesień 1, 2007 at 18:44

**Stage 9 -- 9**

	PTS	TIME	HIT FACTOR	STAGE POINTS	STAGE PERCENT	COMPETITOR # Name
1	65	9,84	6,6057	70,0000	100,00	248 Havlicek, Miroslav
2	66	10,24	6,4453	68,3005	97,57	258 Kirsch, Saul
3	62	10,33	6,0019	63,6021	90,86	246 Kamenicek, Martin
4	69	11,60	5,9483	63,0334	90,05	27 Obriot, Thierry
5	68	11,92	5,7047	60,4522	86,36	333 Sustrova, Katerina
6	61	11,39	5,3556	56,7526	81,08	28 Obriot, Emile
7	65	12,82	5,0702	53,7285	76,76	228 Sustr, Milos
8	67	13,37	5,0112	53,1035	75,86	98 Mikula, Jakub
9	61	12,41	4,9154	52,0880	74,41	247 Pijacek, Petr
10	63	15,08	4,1777	44,2710	63,24	73 Wylon, Marcin
11	69	16,91	4,0804	43,2400	61,77	193 Markevicius, Kestas
12	64	16,13	3,9678	42,0461	60,07	24 Kuliś, Janusz
13	63	17,14	3,6756	38,9502	55,64	74 Wylon, Marek
14	63	17,41	3,6186	38,3461	54,78	127 Spacek, Jaroslav
15	58	20,73	2,7979	29,6489	42,36	297 Kopuncova, Natalia
16	32	12,67	2,5257	26,7641	38,23	296 Hanes, Drahomir
17	44	21,51	2,0456	21,6766	30,97	220 Oberkiewicz, Jędrzej
18	0	0,00	0,0000	0,0000	0,00	224 Janca, Jindrich

STANDARD -- Overall Stage Results**CRACOW OPEN 2007**

Printed wrzesień 1, 2007 at 18:44

**Stage 9 -- 9**

	PTS	TIME	HIT FACTOR	STAGE POINTS	STAGE PERCENT	COMPETITOR # Name
1	68	12,97	5,2429	70,0000	100,00	111 Batki, György
2	63	12,86	4,8989	65,4077	93,44	253 Jensen, Ralf
3	66	13,54	4,8744	65,0810	92,97	326 Rakusan ml., Josef
4	66	14,01	4,7109	62,8977	89,85	298 Kopunec, Peter
5	66	14,99	4,4029	58,7857	83,98	70 Sanecznik, Krzysztof
6	62	14,10	4,3972	58,7086	83,87	250 Heglas, Jakub
7	64	14,61	4,3806	58,4869	83,55	237 Miglecz, Gyula
8	66	15,35	4,2997	57,4070	82,01	229 Vaclavik, Jaroslav
9	68	16,01	4,2473	56,7083	81,01	331 Horak, Libor
10	64	15,20	4,2105	56,2167	80,31	164 Karosas, Linas
11	62	15,03	4,1251	55,0759	78,68	268 Burzec, Wieslaw
12	56	13,58	4,1237	55,0576	78,65	324 Jakoubek, Radoslaw
13	61	14,81	4,1188	54,9926	78,56	184 Klecanda, Kvido
14	64	16,30	3,9264	52,4230	74,89	240 Widla, Radoslaw
15	68	17,34	3,9216	52,3587	74,80	54 Gaweda, Boguslaw
16	68	17,54	3,8769	51,7617	73,95	267 Soustar, Ivo
17	63	16,35	3,8532	51,4460	73,49	109 Golab, Tadeusz
18	60	15,88	3,7783	50,4464	72,07	218 Jablonski, Arnold
19	61	16,15	3,7771	50,4297	72,04	332 Turkova, Eva
20	60	15,92	3,7688	50,3196	71,89	82 Zdzitowiecki, Andrzej
21	66	17,53	3,7650	50,2679	71,81	194 Velicko, Laurius
22	64	17,09	3,7449	49,9997	71,43	160 Carrier, Philippe
23	63	16,90	3,7278	49,7718	71,10	175 Svehla, Zdenek St
24	66	17,82	3,7037	49,4499	70,64	71 Strasser, Elisabeth
25	58	15,69	3,6966	49,3553	70,51	338 Kacalková, Irena
26	50	13,53	3,6955	49,3402	70,49	337 Liehne, Zdenek
27	66	17,91	3,6851	49,2014	70,29	6 Thompson, David
28	66	18,23	3,6204	48,3377	69,05	84 Kohn, Miroslav
29	55	15,25	3,6066	48,1528	68,79	141 Sery, Jiri
30	64	17,75	3,6056	48,1405	68,77	236 Szarvasii, Peter
31	65	18,26	3,5597	47,5271	67,90	18 Von Gravrock-Goes, Anton
32	67	18,90	3,5450	47,3306	67,62	72 Ziebart, Friedrich
33	63	17,80	3,5393	47,2552	67,51	1 Kirckpatrick, Paul
34	62	17,58	3,5267	47,0871	67,27	51 Znamirovski, Slawomir
35	47	13,48	3,4866	46,5519	66,50	143 Sioda, Wieslaw
36	56	16,76	3,3413	44,6111	63,73	290 Kaufmanis, Eriks
37	62	18,60	3,3333	44,5049	63,58	25 Noga, Tadeusz
38	65	19,54	3,3265	44,4138	63,45	4 Ellis, Alexander
39	61	18,69	3,2638	43,5762	62,25	191 Grigorjev, Konstantin
40	63	19,90	3,1658	42,2685	60,38	61 Korzeniowski, Jaroslaw
41	56	18,28	3,0635	40,9017	58,43	77 Rehak, Michael
42	50	16,34	3,0600	40,8552	58,36	55 Mizuro, Maciej
43	54	17,69	3,0526	40,7563	58,22	195 Slunin, Andrej
44	50	16,43	3,0432	40,6314	58,04	323 Dobransky, Gabriel
45	53	17,44	3,0390	40,5750	57,96	205 Kubacek, Petr
46	48	16,03	2,9944	39,9795	57,11	119 Przybyła, Krystian

STANDARD -- Overall Stage Results**CRACOW OPEN 2007**


Printed wrzesień 1, 2007 at 18:44

**Stage 9 -- 9**

	PTS	TIME	HIT FACTOR	STAGE POINTS	STAGE PERCENT	COMPETITOR # Name
47	48	16,19	2,9648	39,5843	56,55	118 Tamborski, Artur
48	60	20,49	2,9283	39,0965	55,85	291 Dzerins, Maris
49	50	17,28	2,8935	38,6327	55,19	108 Cumming, David
50	60	20,81	2,8832	38,4954	54,99	145 Kebo, Vekoslav
51	59	20,47	2,8823	38,4825	54,98	168 Lisy, Radovan
52	53	18,43	2,8757	38,3954	54,85	334 Ciesielski, Marcin
53	57	19,87	2,8686	38,3006	54,72	8 Lyle, Ray
54	65	22,89	2,8397	37,9137	54,16	189 Mc Adoo, John
55	47	16,66	2,8211	37,6662	53,81	159 Madajewski, Leszek
56	49	17,55	2,7920	37,2776	53,25	62 Dumont, Jose
57	63	22,64	2,7827	37,1529	53,08	322 Bielinski, Jaroslaw
58	50	17,97	2,7824	37,1493	53,07	278 Skukauskas, Kestutis
59	66	23,97	2,7534	36,7625	52,52	319 Sventickas, Ramunas
60	48	18,39	2,6101	34,8489	49,78	21 Michalowski, Krzysztof
61	64	24,80	2,5806	34,4554	49,22	221 Ejsmont, Jerzy
62	58	22,50	2,5778	34,4171	49,17	292 Jirjens, Harijs
63	57	22,63	2,5188	33,6294	48,04	26 McQuiston, David
64	54	21,77	2,4805	33,1180	47,31	294 Zarins, Agris
65	42	17,13	2,4518	32,7357	46,77	63 Ostrzycki, Jacek
66	58	23,71	2,4462	32,6607	46,66	340 Fronczyk, Zbigniew
67	51	21,05	2,4228	32,3480	46,21	293 Rudzitis, Edgars
68	56	23,14	2,4201	32,3113	46,16	190 Dinkin, Shane
69	64	26,53	2,4124	32,2086	46,01	7 Mcconnell, Tom
70	45	18,99	2,3697	31,6386	45,20	19 Warandawicius, Gerutis
71	39	16,53	2,3593	31,5007	45,00	123 Skowron, Marcin
72	38	17,12	2,2196	29,6353	42,34	124 Swierczek, Zbigniew
73	56	25,93	2,1597	28,8346	41,19	152 Kuc, Maciej
74	50	23,25	2,1505	28,7128	41,02	310 Lane, Rudi
75	53	25,13	2,1090	28,1587	40,23	9 Armstrong, Alastair
76	46	22,12	2,0796	27,7653	39,66	263 Kosiorek, Waldemar
77	38	19,53	1,9457	25,9783	37,11	115 Kolakowski, Jan
78	69	37,41	1,8444	24,6258	35,18	29 Pilch, Janusz
79	62	33,73	1,8381	24,5417	35,06	34 Schuppik, Dariusz
80	45	25,23	1,7836	23,8136	34,02	5 Collins, Edward
81	41	23,82	1,7212	22,9811	32,83	304 Koos, Zoltan
82	43	26,16	1,6437	21,9462	31,35	13 Gallagher sen., Aidan
83	28	17,86	1,5677	20,9318	29,90	106 GAZDIK, Ladislav
84	32	21,26	1,5052	20,0963	28,71	76 Dabrowski, Dariusz
85	41	28,57	1,4351	19,1603	27,37	104 Canova, Jana
86	54	37,66	1,4339	19,1444	27,35	222 Ejsmont, Anna
87	48	35,33	1,3586	18,1396	25,91	257 Bazarnik, Monika
88	26	22,34	1,1638	15,5389	22,20	289 Staszkiwicz, Robert
89	32	29,31	1,0918	14,5768	20,82	186 Pazourkova, Lenka
90	16	15,47	1,0343	13,8089	19,73	125 Prochazka, Josef
91	25	25,75	0,9709	12,9626	18,52	96 Michalik, Stanislaw
92	37	39,17	0,9446	12,6118	18,02	185 Pazourkova, Eva

STANDARD -- Overall Stage Results
CRACOW OPEN 2007

Printed wrzesień 1, 2007 at 18:44



Stage 9 -- 9

	PTS	TIME	HIT FACTOR	STAGE POINTS	STAGE PERCENT	COMPETITOR # Name
93	28	32,83	0,8529	11,3872	16,27	153 Bieniasz, Grzegorz
94	11	27,34	0,4023	5,3718	7,67	182 Bałuszyńska, Agnieszka
95	7	32,99	0,2122	2,8330	4,05	20 Spychala, Beata
96	1	19,83	0,0504	0,6733	0,96	171 Molenda, Dariusz

PRODUCTION -- Overall Stage Results

CRACOW OPEN 2007

Printed wrzesień 1, 2007 at 18:44



Stage 9 -- 9

	PTS	TIME	HIT FACTOR	STAGE POINTS	STAGE PERCENT	COMPETITOR # Name
1	64	11,64	5,4983	70,0000	100,00	330 Tyc, Adam
2	58	12,43	4,6661	59,4057	84,87	178 Penov, Anton
3	58	12,77	4,5419	57,8240	82,61	139 Romer, Jack
4	64	14,38	4,4506	56,6620	80,95	336 Liehne, Jan
5	62	14,29	4,3387	55,2371	78,91	325 Fecura, Vladimir
6	56	13,54	4,1359	52,6551	75,22	212 Nagy, Ernest
7	60	14,53	4,1294	52,5723	75,10	283 Hrniciarik, Andrej
8	64	16,57	3,8624	49,1732	70,25	213 Nagy, Ernest jun.
9	54	14,95	3,6120	45,9858	65,69	269 Kovar, Zbynek
10	45	12,57	3,5800	45,5773	65,11	174 Svehla jun., Zdenek
11	56	15,76	3,5533	45,2379	64,63	335 Hoss, Ivan
12	56	15,92	3,5176	44,7833	63,98	327 Olah, Josef
13	66	18,83	3,5050	44,6236	63,75	88 Volskii, Andrei
14	62	17,91	3,4618	44,0724	62,96	279 Ciurzynski, Pawel
15	56	16,26	3,4440	43,8469	62,64	69 Kopiec, Karol
16	54	16,51	3,2707	41,6407	59,49	10 Spsychala, Maciek
17	62	18,99	3,2649	41,5660	59,38	38 Santus, Albert - Junior
18	56	17,28	3,2407	41,2587	58,94	165 Wrona, Robert
19	56	18,60	3,0108	38,3306	54,76	83 Korner, Stanislaw
20	43	14,44	2,9778	37,9116	54,16	57 Pavlik, Jan
21	56	18,92	2,9598	37,6823	53,83	129 Holicky, Radovan
22	60	20,60	2,9126	37,0813	52,97	92 Karpenko, Valeriy
23	60	20,62	2,9098	37,0453	52,92	116 Sildiajev, Andrej
24	56	19,39	2,8881	36,7690	52,53	163 Jacek, Zdzislaw
25	62	21,68	2,8598	36,4086	52,01	242 Kucharski, Tomasz
26	48	16,93	2,8352	36,0957	51,57	2 Borkowski, Lukasz
27	62	22,00	2,8182	35,8790	51,26	256 Bazarnik, Marcin
28	45	16,73	2,6898	34,2442	48,92	37 Santus, Albert
29	52	19,81	2,6249	33,4187	47,74	316 Kwiecien, Stanislaw
30	52	20,05	2,5935	33,0187	47,17	223 Kopanski, Marek
31	52	20,21	2,5730	32,7573	46,80	49 Chrobok, Piotr
32	54	21,27	2,5388	32,3219	46,17	173 Miciński, Bohdan
33	47	19,27	2,4390	31,0518	44,36	22 Baluszynski, Grzegorz
34	64	26,43	2,4215	30,8286	44,04	30 Miklaszewski, Robert
35	62	25,70	2,4125	30,7135	43,88	339 Walkowski, Pawel
36	48	20,35	2,3587	30,0295	42,90	321 Zimny, Maciej
37	39	16,74	2,3297	29,6606	42,37	114 Lewandowski, Przemek
38	39	16,83	2,3173	29,5020	42,15	35 Sarkany, Peter
39	58	25,39	2,2844	29,0828	41,55	209 Klaus, Peter Dose
40	58	26,10	2,2222	28,2917	40,42	162 Ecker, Karol
41	34	15,91	2,1370	27,2069	38,87	32 Sokolowski, Leszek
42	60	28,26	2,1231	27,0303	38,61	58 Bajerowski, Tomasz
43	35	16,51	2,1199	26,9893	38,56	155 Poplawski, Grzegorz
44	48	22,78	2,1071	26,8262	38,32	15 Poniedzialek, Piotr
45	43	21,16	2,0321	25,8716	36,96	211 Konik, Slawomir
46	42	20,86	2,0134	25,6334	36,62	33 Stobnicki, Rafal

PRODUCTION -- Overall Stage Results
CRACOW OPEN 2007

Printed wrzesień 1, 2007 at 18:44



Stage 9 -- 9

	PTS	TIME	HIT FACTOR	STAGE POINTS	STAGE PERCENT	COMPETITOR # Name
47	56	27,90	2,0072	25,5538	36,51	59 Zawislak, Marek
48	54	27,14	1,9897	25,3312	36,19	53 Grzegorz, Piętak
49	34	17,20	1,9767	25,1664	35,95	90 Tokar, Igor
50	34	17,37	1,9574	24,9201	35,60	48 Malcharek, Tomasz
51	62	33,39	1,8568	23,6399	33,77	113 Dąbrowski, Zbigniew
52	52	29,53	1,7609	22,4187	32,03	314 Dudek, Konrad
53	24	13,70	1,7518	22,3029	31,86	133 Binkevicius, Ramunas
54	50	29,68	1,6846	21,4475	30,64	254 Zahariev, Velizar
55	45	27,26	1,6508	21,0164	30,02	126 Bekier, Piotr
56	41	25,45	1,6110	20,5101	29,30	135 Swiatek, Janusz
57	56	37,45	1,4953	19,0374	27,20	183 Kałuża, Mirosław
58	35	23,73	1,4749	18,7777	26,83	50 Chrobok, Pawel
59	50	34,42	1,4526	18,4940	26,42	148 Ruszkiewicz, Pawel
60	43	31,97	1,3450	17,1237	24,46	89 Gushchyn, Boris
61	21	18,32	1,1463	14,5937	20,85	23 Kopiec, Marian
62	15	14,93	1,0047	12,7909	18,27	86 Milyukov, Alexander
63	19	25,67	0,7402	9,4232	13,46	192 Grigorjev, Kiril
64	11	19,98	0,5506	7,0092	10,01	255 Mihtiev, Krasimir
65	6	14,27	0,4205	5,3530	7,65	100 Redeck, Tomasz
66	7	27,12	0,2581	3,2861	4,69	328 Grabarczyk, Jacek
67	4	19,88	0,2012	2,5616	3,66	329 Szczepanski, Artur
68	3	16,73	0,1793	2,2829	3,26	140 Bojaruniec, Robert
69	0	27,49	0,0000	0,0000	0,00	260 PIKUL, ADAM
70	0	0,00	0,0000	0,0000	0,00	219 Entl, Zdenek
71	0	0,00	0,0000	0,0000	0,00	161 Miklaszewski, Piotr
72	0	22,03	0,0000	0,0000	0,00	272 SIMKIEWICZ, TOMASZ

MODIFIED -- Overall Stage Results**CRACOW OPEN 2007**

Printed wrzesień 1, 2007 at 18:44

**Stage 9 -- 9**

	PTS	TIME	HIT FACTOR	STAGE POINTS	STAGE PERCENT	COMPETITOR # Name
1	66	12,52	5,2716	70,0000	100,00	231 Henes, Zdenek
2	58	15,63	3,7108	49,2751	70,39	103 Szabo, Alex
3	68	18,68	3,6403	48,3382	69,05	230 Novak, Lubor
4	56	15,84	3,5354	46,9452	67,06	309 Blaha, Frantisek
5	56	16,41	3,4126	45,3146	64,74	313 Kiss, Juraj
6	56	18,35	3,0518	40,5238	57,89	315 Zember, Pavol
7	48	16,69	2,8760	38,1894	54,56	301 Chudoba, Michal
8	45	15,78	2,8517	37,8673	54,10	320 Grecnar, Ondrej
9	45	17,10	2,6316	34,9442	49,92	232 Kubac, Vitezslav
10	41	15,86	2,5851	34,3273	49,04	295 Jansky, Peter
11	26	14,00	1,8571	24,6606	35,23	285 Brazdil, Peter

REVOLVER (STANDARD) -- Overall Stage Results
CRACOW OPEN 2007

Printed wrzesień 1, 2007 at 18:44



Stage 9 -- 9

	PTS	TIME	HIT FACTOR	STAGE POINTS	STAGE PERCENT	COMPETITOR # Name
1	56	27,92	2,0057	70,0000	100,00	318 Kycka, Stefan

OPEN -- Overall Stage Results

CRACOW OPEN 2007

Printed wrzesień 1, 2007 at 18:44



Stage 10 -- 10

	PTS	TIME	HIT FACTOR	STAGE POINTS	STAGE PERCENT	COMPETITOR # Name
1	152	16,65	9,1291	155,0000	100,00	258 Kirsch, Saul
2	147	17,25	8,5217	144,6873	93,35	247 Pijacek, Petr
3	148	17,44	8,4862	144,0846	92,96	248 Havlicek, Miroslav
4	148	17,48	8,4668	143,7549	92,75	28 Obriot, Emile
5	135	15,95	8,4640	143,7062	92,71	246 Kamenicek, Martin
6	151	19,45	7,7635	131,8134	85,04	98 Mikula, Jakub
7	149	19,47	7,6528	129,9339	83,83	27 Obriot, Thierry
8	143	20,19	7,0827	120,2547	77,58	228 Sustr, Milos
9	143	21,63	6,6112	112,2488	72,42	73 Wylon, Marcin
10	148	22,98	6,4404	109,3488	70,55	74 Wylon, Marek
11	148	23,69	6,2474	106,0716	68,43	296 Hanes, Drahomir
12	145	23,70	6,1181	103,8776	67,02	127 Spacek, Jaroslav
13	143	25,86	5,5298	93,8879	60,57	333 Sustrova, Katerina
14	145	26,76	5,4185	91,9992	59,35	297 Kopuncova, Natalia
15	147	27,17	5,4104	91,8608	59,27	24 Kuliś, Janusz
16	139	25,77	5,3939	91,5804	59,08	193 Markevicius, Kestas
17	131	31,11	4,2109	71,4947	46,13	220 Oberkiewicz, Jędrzej
18	0	0,00	0,0000	0,0000	0,00	224 Janca, Jindrich

STANDARD -- Overall Stage Results**CRACOW OPEN 2007**


Printed wrzesień 1, 2007 at 18:44

**Stage 10 -- 10**

	PTS	TIME	HIT FACTOR	STAGE POINTS	STAGE PERCENT	COMPETITOR # Name
1	147	17,00	8,6471	155,0000	100,00	326 Rakusan ml., Josef
2	148	18,11	8,1723	146,4895	94,51	111 Batki, György
3	154	18,92	8,1395	145,9025	94,13	298 Kopunec, Peter
4	143	17,82	8,0247	143,8440	92,80	26 McQuiston, David
5	148	19,63	7,5395	135,1465	87,19	337 Liehne, Zdenek
6	148	20,17	7,3376	131,5283	84,86	331 Horak, Libor
7	131	19,54	6,7042	120,1739	77,53	324 Jakoubek, Radoslav
8	147	21,97	6,6909	119,9363	77,38	237 Miglecz, Gyula
9	140	21,19	6,6069	118,4296	76,41	250 Heglas, Jakub
10	147	22,40	6,5625	117,6339	75,89	268 Burzec, Wieslaw
11	142	21,93	6,4751	116,0681	74,88	229 Vaclavik, Jaroslav
12	133	20,57	6,4657	115,8993	74,77	77 Rehak, Michael
13	132	20,48	6,4453	115,5333	74,54	164 Karosas, Linas
14	146	22,78	6,4091	114,8848	74,12	143 Sioda, Wieslaw
15	147	22,98	6,3969	114,6649	73,98	267 Soustar, Ivo
16	139	21,74	6,3937	114,6090	73,94	141 Sery, Jiri
17	145	23,01	6,3016	112,9574	72,88	332 Turkova, Eva
18	144	22,95	6,2745	112,4716	72,56	319 Sventickas, Ramunas
19	150	23,92	6,2709	112,4070	72,52	54 Gaweda, Boguslaw
20	140	22,38	6,2556	112,1324	72,34	70 Sanecznik, Krzysztof
21	146	23,57	6,1943	111,0341	71,63	236 Szarvasii, Peter
22	145	23,41	6,1939	111,0273	71,63	175 Svehla, Zdenek St
23	138	22,34	6,1773	110,7285	71,44	115 Kolakowski, Jan
24	145	23,83	6,0848	109,0705	70,37	290 Kaufmanis, Eriks
25	126	20,75	6,0723	108,8468	70,22	253 Jensen, Ralf
26	148	24,41	6,0631	108,6819	70,12	72 Ziebart, Friedrich
27	145	24,09	6,0191	107,8933	69,61	109 Golab, Tadeusz
28	147	24,54	5,9902	107,3757	69,27	205 Kubacek, Petr
29	150	25,23	5,9453	106,5706	68,76	119 Przybyła, Krystian
30	150	25,61	5,8571	104,9893	67,74	6 Thompson, David
31	141	24,35	5,7906	103,7967	66,97	195 Slunin, Andrej
32	143	24,73	5,7825	103,6514	66,87	240 Widla, Radoslaw
33	139	24,40	5,6967	102,1147	65,88	168 Lisy, Radovan
34	143	25,48	5,6122	100,6004	64,90	338 Kacalková, Irena
35	129	23,21	5,5579	99,6272	64,28	289 Staszkiwicz, Robert
36	143	25,94	5,5127	98,8165	63,75	184 Klecanda, Kvido
37	131	23,77	5,5111	98,7883	63,73	218 Jablonski, Arnold
38	145	26,35	5,5028	98,6395	63,64	160 Carrier, Philippe
39	138	25,91	5,3261	95,4718	61,59	62 Dumont, Jose
40	139	26,35	5,2751	94,5578	61,01	323 Dobransky, Gabriel
41	145	27,67	5,2403	93,9339	60,60	4 Ellis, Alexander
42	145	27,71	5,2328	93,7983	60,52	21 Michalowski, Krzysztof
43	132	25,48	5,1805	92,8620	59,91	1 Kirckpatrick, Paul
44	142	27,46	5,1712	92,6939	59,80	51 Znamirovski, Slawomir
45	137	26,56	5,1581	92,4604	59,65	123 Skowron, Marcin
46	133	25,84	5,1471	92,2619	59,52	124 Swierczek, Zbigniew

STANDARD -- Overall Stage Results**CRACOW OPEN 2007**

Printed wrzesień 1, 2007 at 18:44


**Stage 10 -- 10**

	PTS	TIME	HIT FACTOR	STAGE POINTS	STAGE PERCENT	COMPETITOR # Name
47	148	28,98	5,1070	91,5433	59,06	322 Bielinski, Jaroslaw
48	146	29,15	5,0086	89,7796	57,92	108 Cumming, David
49	118	23,81	4,9559	88,8354	57,31	194 Velicko, Laurius
50	144	29,85	4,8241	86,4732	55,79	61 Korzeniowski, Jaroslaw
51	151	31,36	4,8151	86,3106	55,68	334 Ciesielski, Marcin
52	125	26,08	4,7929	85,9144	55,43	19 Warandawicius, Gerutis
53	129	27,01	4,7760	85,6108	55,23	263 Kosiorek, Waldemar
54	135	28,68	4,7071	84,3758	54,44	145 Kebo, Vekoslav
55	141	30,17	4,6735	83,7736	54,05	291 Dzerins, Maris
56	147	31,54	4,6607	83,5447	53,90	25 Noga, Tadeusz
57	142	30,55	4,6481	83,3183	53,75	55 Mizuro, Maciej
58	116	25,12	4,6178	82,7755	53,40	84 Kohn, Miroslav
59	133	28,88	4,6053	82,5501	53,26	8 Lyle, Ray
60	151	32,80	4,6037	82,5214	53,24	82 Zdzitowiecki, Andrzej
61	141	30,80	4,5779	82,0600	52,94	63 Ostrzycki, Jacek
62	147	32,26	4,5567	81,6801	52,70	71 Strasser, Elisabeth
63	148	33,00	4,4848	80,3917	51,87	18 Von Gravrock-Goes, Anton
64	147	33,01	4,4532	79,8243	51,50	293 Rudzitis, Edgars
65	132	30,05	4,3927	78,7395	50,80	171 Molenda, Dariusz
66	133	31,47	4,2262	75,7562	48,87	76 Dabrowski, Dariusz
67	147	35,27	4,1678	74,7094	48,20	294 Zarins, Agris
68	116	28,23	4,1091	73,6564	47,52	118 Tamborski, Artur
69	130	32,26	4,0298	72,2341	46,60	5 Collins, Edward
70	135	34,00	3,9706	71,1735	45,92	106 GAZDIK, Ladislav
71	139	35,30	3,9377	70,5835	45,54	310 Lane, Rudi
72	135	34,38	3,9267	70,3868	45,41	292 Jirjens, Harijs
73	145	37,72	3,8441	68,9064	44,46	190 Dinkin, Shane
74	147	39,39	3,7319	66,8952	43,16	221 Ejsmont, Jerzy
75	144	39,35	3,6595	65,5966	42,32	125 Prochazka, Josef
76	127	35,37	3,5906	64,3624	41,52	191 Grigorjev, Konstantin
77	150	43,97	3,4114	61,1502	39,45	7 Mcconnell, Tom
78	120	35,33	3,3965	60,8837	39,28	278 Skukauskas, Kestutis
79	125	36,94	3,3839	60,6564	39,13	153 Bieniasz, Grzegorz
80	112	34,12	3,2825	58,8400	37,96	159 Madajewski, Leszek
81	147	45,57	3,2258	57,8231	37,31	34 Schuppik, Dariusz
82	141	44,43	3,1735	56,8861	36,70	9 Armstrong, Alastair
83	127	40,18	3,1608	56,6575	36,55	222 Ejsmont, Anna
84	152	49,60	3,0645	54,9320	35,44	189 Mc Adoo, John
85	131	43,31	3,0247	54,2184	34,98	304 Koos, Zoltan
86	147	49,88	2,9471	52,8268	34,08	13 Gallagher sen., Aidan
87	137	48,67	2,8149	50,4571	32,55	257 Bazarnik, Monika
88	123	47,89	2,5684	46,0388	29,70	152 Kuc, Maciej
89	131	52,68	2,4867	44,5747	28,76	340 Fronczyk, Zbigniew
90	123	51,59	2,3842	42,7369	27,57	186 Pazourkova, Lenka
91	152	65,30	2,3277	41,7247	26,92	29 Pilch, Janusz
92	119	57,43	2,0721	37,1425	23,96	185 Pazourkova, Eva

STANDARD -- Overall Stage Results

CRACOW OPEN 2007

Printed wrzesień 1, 2007 at 18:44



Stage 10 -- 10

	PTS	TIME	HIT FACTOR	STAGE POINTS	STAGE PERCENT	COMPETITOR # Name
93	110	69,29	1,5875	28,4568	18,36	182 Bałuszyńska, Agnieszka
94	107	70,83	1,5107	27,0788	17,47	104 Canova, Jana
95	114	79,66	1,4311	25,6524	16,55	20 Spychala, Beata
96	0	34,33	0,0000	0,0000	0,00	96 Michalik, Stanislaw

PRODUCTION -- Overall Stage Results

CRACOW OPEN 2007

Printed wrzesień 1, 2007 at 18:44



Stage 10 -- 10

	PTS	TIME	HIT FACTOR	STAGE POINTS	STAGE PERCENT	COMPETITOR # Name
1	143	17,84	8,0157	155,0000	100,00	212 Nagy, Ernest
2	149	18,60	8,0108	154,9044	99,94	57 Pavlik, Jan
3	149	20,78	7,1704	138,6536	89,45	283 Hrciarik, Andrej
4	143	20,34	7,0305	135,9489	87,71	178 Penov, Anton
5	137	19,81	6,9157	133,7293	86,28	174 Svehla jun., Zdenek
6	145	21,43	6,7662	130,8387	84,41	114 Lewandowski, Przemek
7	130	19,32	6,7288	130,1148	83,95	330 Tyc, Adam
8	147	22,65	6,4901	125,4988	80,97	100 Redeck, Tomasz
9	139	21,57	6,4441	124,6107	80,39	325 Fecura, Vladimir
10	143	22,39	6,3868	123,5016	79,68	213 Nagy, Ernest jun.
11	124	19,51	6,3557	122,9009	79,29	269 Kovar, Zbynek
12	153	24,53	6,2373	120,6103	77,81	88 Volskii, Andrei
13	126	20,23	6,2284	120,4385	77,70	139 Romer, Jack
14	145	23,43	6,1886	119,6703	77,21	316 Kwiecien, Stanislaw
15	153	25,63	5,9696	115,4339	74,47	336 Liehne, Jan
16	147	26,16	5,6193	108,6601	70,10	129 Holicky, Radovan
17	114	20,33	5,6075	108,4321	69,96	32 Sokolowski, Leszek
18	143	25,55	5,5969	108,2270	69,82	48 Malcharek, Tomasz
19	127	23,45	5,4158	104,7253	67,56	327 Olah, Josef
20	141	26,11	5,4002	104,4246	67,37	83 Korner, Stanislaw
21	147	27,73	5,3011	102,5081	66,13	133 Binkevicius, Ramunas
22	133	25,29	5,2590	101,6935	65,61	69 Kopiec, Karol
23	133	25,57	5,2014	100,5800	64,89	2 Borkowski, Lukasz
24	130	25,32	5,1343	99,2819	64,05	335 Hoss, Ivan
25	137	26,83	5,1062	98,7394	63,70	163 Jacek, Zdzislaw
26	124	24,72	5,0162	96,9982	62,58	37 Santus, Albert
27	145	28,97	5,0052	96,7854	62,44	165 Wrona, Robert
28	133	26,73	4,9757	96,2151	62,07	211 Konik, Slawomir
29	143	28,74	4,9756	96,2143	62,07	242 Kucharski, Tomasz
30	145	29,77	4,8707	94,1846	60,76	92 Karpenko, Valeriy
31	133	28,06	4,7398	91,6547	59,13	10 Spychala, Maciek
32	122	26,02	4,6887	90,6657	58,49	86 Milyukov, Alexander
33	129	27,66	4,6638	90,1837	58,18	279 Ciurzynski, Pawel
34	141	30,75	4,5854	88,6675	57,20	155 Poplawski, Grzegorz
35	145	31,78	4,5626	88,2276	56,92	30 Miklaszewski, Robert
36	141	31,94	4,4145	85,3640	55,07	116 Sildiajev, Andrej
37	133	30,67	4,3365	83,8549	54,10	38 Santus, Albert - Junior
38	137	32,41	4,2271	81,7395	52,74	162 Ecker, Karol
39	131	31,32	4,1826	80,8798	52,18	49 Chrobok, Piotr
40	141	35,79	3,9396	76,1812	49,15	135 Swiatek, Janusz
41	141	35,94	3,9232	75,8633	48,94	35 Sarkany, Peter
42	135	34,75	3,8849	75,1224	48,47	173 Miciński, Bohdan
43	110	28,44	3,8678	74,7917	48,25	256 Bazarnik, Marcin
44	131	34,09	3,8428	74,3079	47,94	59 Zawislak, Marek
45	129	33,97	3,7975	73,4319	47,38	329 Szczepanski, Artur
46	133	36,97	3,5975	69,5653	44,88	90 Tokar, Igor

PRODUCTION -- Overall Stage Results
CRACOW OPEN 2007

Printed wrzesień 1, 2007 at 18:44



Stage 10 -- 10

	PTS	TIME	HIT FACTOR	STAGE POINTS	STAGE PERCENT	COMPETITOR # Name
47	141	39,65	3,5561	68,7648	44,36	321 Zimny, Maciej
48	107	30,39	3,5209	68,0838	43,93	58 Bajerowski, Tomasz
49	132	37,60	3,5106	67,8854	43,80	339 Walkowski, Pawel
50	123	35,62	3,4531	66,7731	43,08	255 Mihtiev, Krasimir
51	116	33,80	3,4320	66,3639	42,82	50 Chrobok, Pawel
52	145	42,66	3,3990	65,7261	42,40	126 Bekier, Piotr
53	127	37,69	3,3696	65,1581	42,04	272 SIMKIEWICZ, TOMASZ
54	137	41,09	3,3341	64,4726	41,60	113 Dąbrowski, Zbigniew
55	127	38,55	3,2944	63,7045	41,10	22 Baluszynski, Grzegorz
56	109	33,33	3,2703	63,2385	40,80	23 Kopiec, Marian
57	91	28,00	3,2500	62,8455	40,55	148 Ruszkiewicz, Pawel
58	141	45,23	3,1174	60,2814	38,89	33 Stobnicki, Rafal
59	125	40,85	3,0600	59,1709	38,17	53 Grzegorz, Piętak
60	129	42,98	3,0014	58,0382	37,44	15 Poniedziałek, Piotr
61	108	36,03	2,9975	57,9629	37,40	140 Bojaruniec, Robert
62	131	43,78	2,9922	57,8610	37,33	223 Kopanski, Marek
63	143	48,73	2,9345	56,7453	36,61	254 Zahariev, Velizar
64	137	49,58	2,7632	53,4324	34,47	260 PIKUL, ADAM
65	126	46,33	2,7196	52,5895	33,93	328 Grabarczyk, Jacek
66	116	43,16	2,6877	51,9717	33,53	192 Grigorjev, Kiril
67	85	43,61	1,9491	37,6898	24,32	314 Dudek, Konrad
68	135	73,23	1,8435	35,6480	23,00	183 Kałuża, Mirosław
69	139	124,48	1,1166	21,5926	13,93	89 Gushchyn, Boris
70	3	53,67	0,0559	1,0809	0,70	209 Klaus, Peter Dose
71	0	43,22	0,0000	0,0000	0,00	161 Miklaszewski, Piotr
72	0	0,00	0,0000	0,0000	0,00	219 Entl, Zdenek

MODIFIED -- Overall Stage Results**CRACOW OPEN 2007**


Printed wrzesień 1, 2007 at 18:44

**Stage 10 -- 10**

	PTS	TIME	HIT FACTOR	STAGE POINTS	STAGE PERCENT	COMPETITOR # Name
1	151	15,46	9,7671	155,0000	100,00	231 Henes, Zdenek
2	149	23,45	6,3539	100,8342	65,05	230 Novak, Lubor
3	133	21,74	6,1178	97,0859	62,64	301 Chudoba, Michal
4	141	23,74	5,9393	94,2546	60,81	320 Grecnar, Ondrej
5	147	25,73	5,7132	90,6654	58,49	232 Kubac, Vitezslav
6	145	26,55	5,4614	86,6698	55,92	295 Jansky, Peter
7	139	26,04	5,3379	84,7107	54,65	285 Brazdil, Peter
8	139	26,71	5,2040	82,5857	53,28	309 Blaha, Frantisek
9	141	28,29	4,9841	79,0953	51,03	315 Zember, Pavol
10	114	24,02	4,7460	75,3175	48,59	103 Szabo, Alex
11	130	29,29	4,4384	70,4350	45,44	313 Kiss, Juraj

REVOLVER (STANDARD) -- Overall Stage Results
CRACOW OPEN 2007

Printed wrzesień 1, 2007 at 18:44



Stage 10 -- 10

	PTS	TIME	HIT FACTOR	STAGE POINTS	STAGE PERCENT	COMPETITOR # Name
1	144	61,07	2,3579	155,0000	100,00	318 Kycka, Stefan

OPEN -- Overall Stage Results**CRACOW OPEN 2007**

Printed wrzesień 1, 2007 at 18:44

**Stage 11 -- 11**

	PTS	TIME	HIT FACTOR	STAGE POINTS	STAGE PERCENT	COMPETITOR # Name
1	78	8,46	9,2199	80,0000	100,00	246 Kamenicek, Martin
2	77	8,50	9,0588	78,6027	98,25	28 Obriot, Emile
3	77	8,51	9,0482	78,5104	98,14	248 Havlicek, Miroslav
4	76	8,73	8,7056	75,5379	94,42	258 Kirsch, Saul
5	76	8,88	8,5586	74,2619	92,83	98 Mikula, Jakub
6	75	8,90	8,4270	73,1201	91,40	247 Pijacek, Petr
7	76	9,37	8,1110	70,3785	87,97	333 Sustrova, Katerina
8	77	10,70	7,1963	62,4414	78,05	27 Obriot, Thierry
9	76	11,30	6,7257	58,3581	72,95	296 Hanes, Drahomir
10	78	11,77	6,6270	57,5021	71,88	193 Markevicius, Kestas
11	59	10,02	5,8882	51,0917	63,86	74 Wylon, Marek
12	72	12,81	5,6206	48,7696	60,96	297 Kopuncova, Natalia
13	58	10,48	5,5344	48,0211	60,03	228 Sustr, Milos
14	75	13,58	5,5228	47,9212	59,90	127 Spacek, Jaroslav
15	74	13,92	5,3161	46,1273	57,66	224 Janca, Jindrich
16	61	14,93	4,0857	35,4516	44,31	24 Kuliś, Janusz
17	38	16,22	2,3428	20,3282	25,41	220 Oberkiewicz, Jędrzej
18	29	12,48	2,3237	20,1627	25,20	73 Wylon, Marcin

STANDARD -- Overall Stage Results

CRACOW OPEN 2007

Printed wrzesień 1, 2007 at 18:44



Stage 11 -- 11

	PTS	TIME	HIT FACTOR	STAGE POINTS	STAGE PERCENT	COMPETITOR # Name
1	78	10,02	7,7844	80,0000	100,00	326 Rakusan ml., Josef
2	78	10,05	7,7612	79,7612	99,70	298 Kopunec, Peter
3	78	10,55	7,3934	75,9810	94,98	111 Batki, György
4	79	10,97	7,2015	74,0088	92,51	331 Horak, Libor
5	77	10,91	7,0577	72,5319	90,66	253 Jensen, Ralf
6	77	10,97	7,0191	72,1352	90,17	229 Vaclavik, Jaroslav
7	76	10,84	7,0111	72,0522	90,07	337 Liehne, Zdenek
8	77	12,33	6,2449	64,1787	80,22	72 Ziebart, Friedrich
9	77	12,51	6,1551	63,2552	79,07	141 Sery, Jiri
10	75	12,41	6,0435	62,1087	77,64	268 Burzec, Wieslaw
11	78	12,97	6,0139	61,8042	77,26	109 Golab, Tadeusz
12	78	13,01	5,9954	61,6141	77,02	338 Kacalková, Irena
13	76	12,71	5,9795	61,4513	76,81	63 Ostrzycki, Jacek
14	79	13,26	5,9578	61,2275	76,53	319 Sventickas, Ramunas
15	68	11,46	5,9337	60,9800	76,23	324 Jakoubek, Radoslav
16	77	13,12	5,8689	60,3143	75,39	184 Klecanda, Kvido
17	74	12,73	5,8130	59,7402	74,68	1 Kirckpatrick, Paul
18	78	13,46	5,7949	59,5542	74,44	267 Soustar, Ivo
19	78	13,53	5,7650	59,2461	74,06	237 Miglecz, Gyula
20	72	12,56	5,7325	58,9123	73,64	123 Skowron, Marcin
21	78	13,69	5,6976	58,5537	73,19	175 Svehla, Zdenek St
22	76	13,46	5,6464	58,0272	72,53	77 Rehak, Michael
23	72	12,98	5,5470	57,0060	71,26	290 Kaufmanis, Eriks
24	78	14,14	5,5163	56,6902	70,86	145 Kebo, Vekoslav
25	79	14,44	5,4709	56,2242	70,28	54 Gaweda, Boguslaw
26	80	14,70	5,4422	55,9288	69,91	164 Karosas, Linas
27	77	14,23	5,4111	55,6095	69,51	82 Zdzitowiecki, Andrzej
28	78	14,53	5,3682	55,1686	68,96	194 Velicko, Laurius
29	78	14,98	5,2069	53,5113	66,89	205 Kubacek, Petr
30	79	15,23	5,1871	53,3077	66,63	332 Turkova, Eva
31	74	14,36	5,1532	52,9591	66,20	168 Lisy, Radovan
32	78	15,23	5,1215	52,6330	65,79	6 Thompson, David
33	77	15,12	5,0926	52,3362	65,42	8 Lyle, Ray
34	76	14,95	5,0836	52,2439	65,30	294 Zarins, Agris
35	59	11,64	5,0687	52,0909	65,11	236 Szarvasii, Peter
36	76	15,77	4,8193	49,5273	61,91	4 Ellis, Alexander
37	76	15,98	4,7559	48,8765	61,10	55 Mizuro, Maciej
38	74	15,75	4,6984	48,2852	60,36	115 Kolakowski, Jan
39	73	15,58	4,6855	48,1525	60,19	51 Znamirovski, Slawomir
40	79	16,87	4,6829	48,1255	60,16	62 Dumont, Jose
41	77	16,56	4,6498	47,7852	59,73	218 Jablonski, Arnold
42	76	16,40	4,6341	47,6248	59,53	84 Kohn, Miroslav
43	76	16,66	4,5618	46,8815	58,60	61 Korzeniowski, Jaroslaw
44	77	17,06	4,5135	46,3847	57,98	124 Swierczek, Zbigniew
45	68	15,24	4,4619	45,8550	57,32	323 Dobransky, Gabriel
46	74	16,83	4,3969	45,1867	56,48	263 Kosiorek, Waldemar

STANDARD -- Overall Stage Results**CRACOW OPEN 2007**


Printed wrzesień 1, 2007 at 18:44

**Stage 11 -- 11**

	PTS	TIME	HIT FACTOR	STAGE POINTS	STAGE PERCENT	COMPETITOR # Name
47	78	17,99	4,3357	44,5581	55,70	334 Ciesielski, Marcin
48	64	14,82	4,3185	44,3808	55,48	278 Skukauskas, Kestutis
49	77	18,26	4,2169	43,3364	54,17	125 Prochazka, Josef
50	56	13,29	4,2137	43,3038	54,13	240 Widla, Radoslaw
51	48	11,66	4,1166	42,3064	52,88	143 Sioda, Wieslaw
52	60	14,67	4,0900	42,0324	52,54	322 Bielinski, Jaroslaw
53	71	17,37	4,0875	42,0070	52,51	191 Grigorjev, Konstantin
54	70	17,58	3,9818	40,9206	51,15	304 Koos, Zoltan
55	59	14,89	3,9624	40,7212	50,90	118 Tamborski, Artur
56	72	18,22	3,9517	40,6113	50,76	310 Lane, Rudi
57	78	19,85	3,9295	40,3829	50,48	292 Jirjens, Harijs
58	56	14,57	3,8435	39,4995	49,37	70 Sanecznik, Krzysztof
59	62	16,29	3,8060	39,1141	48,89	25 Noga, Tadeusz
60	62	16,44	3,7713	38,7573	48,45	160 Carrier, Philippe
61	74	19,68	3,7602	38,6429	48,30	189 Mc Adoo, John
62	61	16,55	3,6858	37,8787	47,35	159 Madajewski, Leszek
63	63	17,32	3,6374	37,3814	46,73	108 Cumming, David
64	62	17,33	3,5776	36,7668	45,96	71 Strasser, Elisabeth
65	61	17,19	3,5486	36,4684	45,59	291 Dzerins, Maris
66	51	14,46	3,5270	36,2464	45,31	195 Slunin, Andrej
67	66	19,29	3,4215	35,1621	43,95	152 Kuc, Maciej
68	75	22,57	3,3230	34,1502	42,69	76 Dabrowski, Dariusz
69	73	22,93	3,1836	32,7176	40,90	5 Collins, Edward
70	80	25,58	3,1274	32,1405	40,18	119 Przybyła, Krystian
71	70	22,69	3,0851	31,7049	39,63	257 Bazarnik, Monika
72	55	17,88	3,0761	31,6125	39,52	106 GAZDIK, Ladislav
73	60	19,98	3,0030	30,8616	38,58	18 Von Gravrock-Goes, Anton
74	74	24,81	2,9827	30,6527	38,32	293 Rudzitis, Edgars
75	61	20,61	2,9597	30,4169	38,02	190 Dinkin, Shane
76	78	27,89	2,7967	28,7415	35,93	34 Schuppik, Dariusz
77	63	24,15	2,6087	26,8094	33,51	7 Mcconnell, Tom
78	74	29,14	2,5395	26,0979	32,62	221 Ejsmont, Jerzy
79	47	18,75	2,5067	25,7608	32,20	19 Warandawicius, Gerutis
80	68	27,47	2,4754	25,4398	31,80	9 Armstrong, Alastair
81	42	17,29	2,4291	24,9642	31,21	250 Heglas, Jakub
82	54	24,30	2,2222	22,8376	28,55	222 Ejsmont, Anna
83	51	24,43	2,0876	21,4541	26,82	104 Canova, Jana
84	78	41,27	1,8900	19,4233	24,28	29 Pilch, Janusz
85	58	31,13	1,8632	19,1475	23,93	13 Gallagher sen., Aidan
86	60	32,85	1,8265	18,7706	23,46	171 Molenda, Dariusz
87	44	25,41	1,7316	17,7955	22,24	96 Michalik, Stanislaw
88	22	13,23	1,6629	17,0894	21,36	21 Michalowski, Krzysztof
89	70	42,78	1,6363	16,8159	21,02	186 Pazourkova, Lenka
90	38	29,19	1,3018	13,3787	16,72	26 McQuiston, David
91	32	24,75	1,2929	13,2873	16,61	340 Fronczyk, Zbigniew
92	21	18,13	1,1583	11,9038	14,88	153 Bieniasz, Grzegorz

STANDARD -- Overall Stage Results
CRACOW OPEN 2007

Printed wrzesień 1, 2007 at 18:44



Stage 11 -- 11

	PTS	TIME	HIT FACTOR	STAGE POINTS	STAGE PERCENT	COMPETITOR # Name
93	42	49,74	0,8444	8,6777	10,85	185 Pazourkova, Eva
94	14	17,21	0,8135	8,3601	10,45	289 Staszkiwicz, Robert
95	17	25,98	0,6543	6,7247	8,41	182 Bałuszyńska, Agnieszka
96	47	124,90	0,3763	3,8672	4,83	20 Spychala, Beata

PRODUCTION -- Overall Stage Results

CRACOW OPEN 2007

Printed wrzesień 1, 2007 at 18:44




Stage 11 -- 11

	PTS	TIME	HIT FACTOR	STAGE POINTS	STAGE PERCENT	COMPETITOR # Name
1	80	9,94	8,0483	80,0000	100,00	212 Nagy, Ernest
2	78	9,74	8,0082	79,6016	99,50	330 Tyc, Adam
3	76	10,89	6,9789	69,3701	86,71	269 Kovar, Zbynek
4	78	11,25	6,9333	68,9173	86,15	57 Pavlik, Jan
5	72	10,66	6,7542	67,1370	83,92	336 Liehne, Jan
6	65	10,17	6,3913	63,5300	79,41	174 Svehla jun., Zdenek
7	72	11,60	6,2069	61,6965	77,12	178 Penov, Anton
8	76	12,37	6,1439	61,0703	76,34	325 Fecura, Vladimir
9	76	12,43	6,1142	60,7755	75,97	283 Hrcniarik, Andrej
10	72	12,37	5,8205	57,8561	72,32	327 Olah, Josef
11	78	13,69	5,6976	56,6340	70,79	35 Sarkany, Peter
12	78	14,08	5,5398	55,0653	68,83	22 Baluszynski, Grzegorz
13	74	13,72	5,3936	53,6122	67,02	32 Sokolowski, Leszek
14	74	13,91	5,3199	52,8799	66,10	213 Nagy, Ernest jun.
15	72	13,88	5,1873	51,5620	64,45	100 Redeck, Tomasz
16	76	15,04	5,0532	50,2287	62,79	114 Lewandowski, Przemek
17	76	15,13	5,0231	49,9299	62,41	83 Korner, Stanislaw
18	74	14,85	4,9832	49,5327	61,92	2 Borkowski, Lukasz
19	78	15,71	4,9650	49,3520	61,69	335 Hoss, Ivan
20	74	15,17	4,8780	48,4878	60,61	165 Wrona, Robert
21	72	14,83	4,8550	48,2589	60,32	279 Ciurzynski, Pawel
22	61	12,64	4,8259	47,9699	59,96	133 Binkevicius, Ramunas
23	70	14,51	4,8243	47,9531	59,94	69 Kopiec, Karol
24	74	15,53	4,7650	47,3638	59,20	316 Kwiecien, Stanislaw
25	74	16,14	4,5849	45,5737	56,97	256 Bazarnik, Marcin
26	80	17,51	4,5688	45,4140	56,77	86 Milyukov, Alexander
27	76	16,89	4,4997	44,7271	55,91	88 Volskii, Andrei
28	74	16,55	4,4713	44,4447	55,56	255 Mihtiev, Krasimir
29	72	16,11	4,4693	44,4246	55,53	30 Miklaszewski, Robert
30	57	12,98	4,3914	43,6502	54,56	37 Santus, Albert
31	72	16,69	4,3140	42,8808	53,60	90 Tokar, Igor
32	64	15,04	4,2553	42,2979	52,87	155 Poplawski, Grzegorz
33	55	12,96	4,2438	42,1836	52,73	48 Malcharek, Tomasz
34	70	16,87	4,1494	41,2448	51,56	58 Bajerowski, Tomasz
35	68	16,85	4,0356	40,1139	50,14	211 Konik, Slawomir
36	70	17,67	3,9615	39,3775	49,22	139 Romer, Jack
37	74	19,14	3,8662	38,4305	48,04	339 Walkowski, Pawel
38	78	20,86	3,7392	37,1678	46,46	92 Karpenko, Valeriy
39	72	19,42	3,7075	36,8527	46,07	223 Kopanski, Marek
40	58	16,76	3,4606	34,3986	43,00	163 Jacek, Zdzislaw
41	57	17,27	3,3005	32,8072	41,01	23 Kopiec, Marian
42	62	18,99	3,2649	32,4529	40,57	219 Entl, Zdenek
43	59	18,56	3,1789	31,5981	39,50	59 Zawislak, Marek
44	70	22,20	3,1532	31,3423	39,18	173 Miciński, Bohdan
45	72	23,06	3,1223	31,0356	38,79	162 Ecker, Karol
46	53	17,14	3,0922	30,7363	38,42	242 Kucharski, Tomasz

PRODUCTION -- Overall Stage Results
CRACOW OPEN 2007

Printed wrzesień 1, 2007 at 18:44




Stage 11 -- 11

	PTS	TIME	HIT FACTOR	STAGE POINTS	STAGE PERCENT	COMPETITOR # Name
47	55	17,95	3,0641	30,4568	38,07	321 Zimny, Maciej
48	68	22,21	3,0617	30,4331	38,04	126 Bekier, Piotr
49	60	19,85	3,0227	30,0453	37,56	148 Ruszkiewicz, Pawel
50	74	25,78	2,8704	28,5322	35,67	50 Chrobok, Pawel
51	51	17,88	2,8523	28,3523	35,44	49 Chrobok, Piotr
52	62	23,63	2,6238	26,0804	32,60	129 Holicky, Radovan
53	54	20,94	2,5788	25,6332	32,04	140 Bojaruniec, Robert
54	55	21,59	2,5475	25,3219	31,65	116 Sildiajev, Andrej
55	42	17,32	2,4249	24,1039	30,13	328 Grabarczyk, Jacek
56	45	18,85	2,3873	23,7294	29,66	329 Szczepanski, Artur
57	58	24,33	2,3839	23,6958	29,62	33 Stobnicki, Rafal
58	58	24,97	2,3228	23,0885	28,86	113 Dąbrowski, Zbigniew
59	51	22,08	2,3098	22,9592	28,70	209 Klaus, Peter Dose
60	53	23,17	2,2874	22,7372	28,42	38 Santus, Albert - Junior
61	57	25,48	2,2370	22,2363	27,80	314 Dudek, Konrad
62	51	24,41	2,0893	20,7677	25,96	15 Poniedzialek, Piotr
63	66	32,61	2,0239	20,1178	25,15	260 PIKUL, ADAM
64	36	19,42	1,8538	18,4264	23,03	272 SIMKIEWICZ, TOMASZ
65	61	41,50	1,4699	14,6106	18,26	89 Gushchyn, Boris
66	44	33,15	1,3273	13,1934	16,49	192 Grigorjev, Kiril
67	56	42,78	1,3090	13,0117	16,26	53 Grzegorz, Piętak
68	57	43,88	1,2990	12,9120	16,14	10 Spychala, Maciek
69	38	30,42	1,2492	12,4168	15,52	183 Kałuża, Mirosław
70	22	21,29	1,0333	10,2715	12,84	135 Swiatek, Janusz
71	14	35,45	0,3949	3,9255	4,91	254 Zahariev, Velizar
72	6	26,62	0,2254	2,2404	2,80	161 Miklaszewski, Piotr

MODIFIED -- Overall Stage Results**CRACOW OPEN 2007**

Printed wrzesień 1, 2007 at 18:44

**Stage 11 -- 11**

	PTS	TIME	HIT FACTOR	STAGE POINTS	STAGE PERCENT	COMPETITOR # Name
1	74	8,53	8,6753	80,0000	100,00	231 Henes, Zdenek
2	75	11,33	6,6196	61,0434	76,30	232 Kubac, Vitezslav
3	74	12,57	5,8870	54,2880	67,86	103 Szabo, Alex
4	66	11,79	5,5980	51,6223	64,53	285 Brazdil, Peter
5	78	13,96	5,5874	51,5248	64,41	320 Grecnar, Ondrej
6	74	14,28	5,1821	47,7871	59,73	313 Kiss, Juraj
7	74	14,48	5,1105	47,1271	58,91	301 Chudoba, Michal
8	76	16,53	4,5977	42,3983	53,00	230 Novak, Lubor
9	62	13,64	4,5455	41,9165	52,40	315 Zember, Pavol
10	59	13,19	4,4731	41,2491	51,56	295 Jansky, Peter
11	53	13,60	3,8971	35,9372	44,92	309 Blaha, Frantisek

REVOLVER (STANDARD) -- Overall Stage Results
CRACOW OPEN 2007

Printed wrzesień 1, 2007 at 18:44



Stage 11 -- 11

	PTS	TIME	HIT FACTOR	STAGE POINTS	STAGE PERCENT	COMPETITOR # Name
1	75	30,25	2,4793	80,0000	100,00	318 Kycka, Stefan

OPEN -- Overall Stage Results**CRACOW OPEN 2007**

Printed wrzesień 1, 2007 at 18:44

**Stage 12 -- 12**

	PTS	TIME	HIT FACTOR	STAGE POINTS	STAGE PERCENT	COMPETITOR # Name
1	56	9,82	5,7026	60,0000	100,00	246 Kamenicek, Martin
2	57	10,36	5,5019	57,8882	96,48	247 Pijacek, Petr
3	57	11,04	5,1630	54,3226	90,54	258 Kirsch, Saul
4	54	10,88	4,9632	52,2203	87,03	248 Havlicek, Miroslav
5	54	10,95	4,9315	51,8865	86,48	28 Obriot, Emile
6	53	10,86	4,8803	51,3477	85,58	98 Mikula, Jakub
7	57	12,14	4,6952	49,4004	82,33	333 Sustrova, Katerina
8	50	10,86	4,6041	48,4412	80,74	228 Sustr, Milos
9	56	12,20	4,5902	48,2951	80,49	27 Obriot, Thierry
10	52	13,57	3,8320	40,3179	67,20	297 Kopuncova, Natalia
11	55	15,17	3,6256	38,1462	63,58	74 Wylon, Marek
12	48	13,28	3,6145	38,0293	63,38	24 Kuliś, Janusz
13	59	16,68	3,5372	37,2161	62,03	193 Markevicius, Kestas
14	55	16,61	3,3113	34,8392	58,07	224 Janca, Jindrich
15	53	16,74	3,1661	33,3116	55,52	127 Spacek, Jaroslav
16	37	12,27	3,0155	31,7272	52,88	73 Wylon, Marcin
17	32	12,29	2,6037	27,3951	45,66	296 Hanes, Drahomir
18	0	17,66	0,0000	0,0000	0,00	220 Oberkiewicz, Jędrzej

STANDARD -- Overall Stage Results**CRACOW OPEN 2007**

Printed wrzesień 1, 2007 at 18:44

**Stage 12 -- 12**

	PTS	TIME	HIT FACTOR	STAGE POINTS	STAGE PERCENT	COMPETITOR # Name
1	57	10,97	5,1960	60,0000	100,00	111 Batki, György
2	58	11,30	5,1327	59,2697	98,78	326 Rakusan ml., Josef
3	59	12,11	4,8720	56,2589	93,76	253 Jensen, Ralf
4	52	11,58	4,4905	51,8535	86,42	298 Kopunec, Peter
5	50	11,40	4,3860	50,6464	84,41	143 Sioda, Wieslaw
6	55	12,68	4,3375	50,0872	83,48	218 Jablonski, Arnold
7	52	12,22	4,2553	49,1377	81,90	337 Liehne, Zdenek
8	55	13,59	4,0471	46,7333	77,89	109 Golab, Tadeusz
9	52	13,08	3,9755	45,9070	76,51	290 Kaufmanis, Eriks
10	57	14,71	3,8749	44,7451	74,58	175 Svehla, Zdenek St
11	57	14,73	3,8697	44,6843	74,47	71 Strasser, Elisabeth
12	47	12,16	3,8651	44,6321	74,39	229 Vaclavik, Jaroslav
13	55	14,27	3,8542	44,5063	74,18	119 Przybyła, Krystian
14	55	14,52	3,7879	43,7400	72,90	205 Kubacek, Petr
15	56	14,88	3,7634	43,4578	72,43	160 Carrier, Philippe
16	53	14,37	3,6882	42,5895	70,98	124 Swierczek, Zbigniew
17	54	14,67	3,6810	42,5056	70,84	1 Kirckpatrick, Paul
18	48	13,09	3,6669	42,3433	70,57	250 Heglas, Jakub
19	47	13,02	3,6098	41,6840	69,47	141 Sery, Jiri
20	52	14,55	3,5739	41,2689	68,78	322 Bielinski, Jaroslav
21	46	12,94	3,5549	41,0494	68,42	184 Klecanda, Kvido
22	54	15,47	3,4906	40,3076	67,18	6 Thompson, David
23	48	13,84	3,4682	40,0487	66,75	55 Mizuro, Maciej
24	55	16,03	3,4311	39,6198	66,03	332 Turkova, Eva
25	56	16,35	3,4251	39,5506	65,92	237 Miglecz, Gyula
26	49	14,44	3,3934	39,1843	65,31	54 Gaweda, Boguslaw
27	52	15,38	3,3810	39,0418	65,07	72 Ziebart, Friedrich
28	50	14,86	3,3647	38,8539	64,76	323 Dobransky, Gabriel
29	55	16,47	3,3394	38,5613	64,27	62 Dumont, Jose
30	54	16,24	3,3251	38,3964	63,99	191 Grigorjev, Konstantin
31	46	13,91	3,3070	38,1868	63,64	123 Skowron, Marcin
32	54	16,41	3,2907	37,9986	63,33	164 Karosas, Linas
33	56	17,16	3,2634	37,6837	62,81	334 Ciesielski, Marcin
34	44	13,63	3,2282	37,2769	62,13	324 Jakoubek, Radoslav
35	50	15,57	3,2113	37,0821	61,80	194 Velicko, Laurius
36	53	16,66	3,1813	36,7353	61,23	51 Znamirovski, Slawomir
37	50	15,76	3,1726	36,6351	61,06	125 Prochazka, Josef
38	47	14,90	3,1544	36,4246	60,71	84 Kohn, Miroslav
39	56	17,77	3,1514	36,3901	60,65	18 Von Gravrock-Goes, Anton
40	48	15,33	3,1311	36,1561	60,26	294 Zarins, Agris
41	52	16,64	3,1250	36,0855	60,14	304 Koos, Zoltan
42	38	12,35	3,0769	35,5304	59,22	331 Horak, Libor
43	48	15,66	3,0651	35,3942	58,99	77 Rehak, Michael
44	45	15,15	2,9703	34,2991	57,17	168 Lisy, Radovan
45	48	16,30	2,9448	34,0045	56,67	19 Warandawicius, Gerutis
46	43	14,97	2,8724	33,1688	55,28	267 Soustar, Ivo

STANDARD -- Overall Stage Results

CRACOW OPEN 2007

Printed wrzesień 1, 2007 at 18:44



Stage 12 -- 12

	PTS	TIME	HIT FACTOR	STAGE POINTS	STAGE PERCENT	COMPETITOR # Name
47	46	16,07	2,8625	33,0541	55,09	4 Ellis, Alexander
48	44	15,56	2,8278	32,6532	54,42	106 GAZDIK, Ladislav
49	52	18,71	2,7793	32,0932	53,49	319 Sventickas, Ramunas
50	55	19,79	2,7792	32,0922	53,49	189 Mc Adoo, John
51	54	19,45	2,7763	32,0595	53,43	159 Madajewski, Leszek
52	55	20,10	2,7363	31,5973	52,66	34 Schuppik, Dariusz
53	38	13,99	2,7162	31,3653	52,28	263 Kosiorek, Waldemar
54	46	17,03	2,7011	31,1908	51,98	338 Kacalková, Irena
55	45	16,77	2,6834	30,9858	51,64	70 Saneczniak, Krzysztof
56	54	20,24	2,6680	30,8082	51,35	25 Noga, Tadeusz
57	40	15,22	2,6281	30,3479	50,58	236 Szarvasii, Peter
58	55	20,94	2,6266	30,3298	50,55	108 Cumming, David
59	40	15,37	2,6025	30,0517	50,09	8 Lyle, Ray
60	44	16,93	2,5989	30,0109	50,02	293 Rudzitis, Edgars
61	39	15,11	2,5811	29,8046	49,67	145 Kebo, Vekoslav
62	38	14,76	2,5745	29,7290	49,55	63 Ostrzycki, Jacek
63	36	14,06	2,5605	29,5665	49,28	240 Widla, Radoslaw
64	53	20,71	2,5592	29,5515	49,25	221 Ejsmont, Jerzy
65	37	14,50	2,5517	29,4657	49,11	61 Korzeniowski, Jarosław
66	37	14,56	2,5412	29,3443	48,91	278 Skukauskas, Kestutis
67	49	19,56	2,5051	28,9275	48,21	5 Collins, Edward
68	32	14,12	2,2663	26,1697	43,62	289 Staszkiwicz, Robert
69	49	21,92	2,2354	25,8130	43,02	26 McQuiston, David
70	46	20,96	2,1947	25,3425	42,24	291 Dzerins, Maris
71	39	18,27	2,1346	24,6496	41,08	82 Zdzitowiecki, Andrzej
72	38	19,33	1,9659	22,7005	37,83	21 Michalowski, Krzysztof
73	50	25,77	1,9402	22,4047	37,34	185 Pazourkova, Eva
74	46	23,88	1,9263	22,2437	37,07	153 Bieniasz, Grzegorz
75	33	17,20	1,9186	22,1548	36,92	310 Lane, Rudi
76	31	16,48	1,8811	21,7214	36,20	171 Molenda, Dariusz
77	48	26,37	1,8203	21,0191	35,03	292 Jirjens, Harijs
78	41	23,59	1,7380	20,0696	33,45	190 Dinkin, Shane
79	38	22,01	1,7265	19,9364	33,23	268 Burzec, Wieslaw
80	24	15,25	1,5738	18,1729	30,29	195 Slunin, Andrej
81	44	28,92	1,5214	17,5686	29,28	152 Kuc, Maciej
82	24	17,21	1,3945	16,1032	26,84	340 Fronczyk, Zbigniew
83	42	31,90	1,3166	15,2034	25,34	186 Pazourkova, Lenka
84	31	24,62	1,2591	14,5397	24,23	222 Ejsmont, Anna
85	29	29,06	0,9979	11,5235	19,21	182 Bałuszyńska, Agnieszka
86	19	19,46	0,9764	11,2744	18,79	76 Dabrowski, Dariusz
87	21	22,89	0,9174	10,5939	17,66	96 Michalik, Stanislaw
88	19	21,34	0,8903	10,2812	17,14	7 Mcconnell, Tom
89	27	31,57	0,8552	9,8758	16,46	104 Canova, Jana
90	22	26,42	0,8327	9,6155	16,03	9 Armstrong, Alastair
91	41	83,06	0,4936	5,7000	9,50	29 Pilch, Janusz
92	3	13,16	0,2280	2,6324	4,39	115 Kolakowski, Jan

STANDARD -- Overall Stage Results

CRACOW OPEN 2007

Printed wrzesień 1, 2007 at 18:44



Stage 12 -- 12

	PTS	TIME	HIT FACTOR	STAGE POINTS	STAGE PERCENT	COMPETITOR # Name
93	0	31,34	0,0000	0,0000	0,00	257 Bazarnik, Monika
94	0	17,08	0,0000	0,0000	0,00	118 Tamborski, Artur
95	0	45,45	0,0000	0,0000	0,00	20 Spychala, Beata
96	0	29,67	0,0000	0,0000	0,00	13 Gallagher sen., Aidan

PRODUCTION -- Overall Stage Results

CRACOW OPEN 2007

Printed wrzesień 1, 2007 at 18:44




Stage 12 -- 12

	PTS	TIME	HIT FACTOR	STAGE POINTS	STAGE PERCENT	COMPETITOR # Name
1	56	11,51	4,8653	60,0000	100,00	330 Tyc, Adam
2	56	13,78	4,0639	50,1161	83,53	283 Hrciarik, Andrej
3	45	11,80	3,8136	47,0294	78,38	57 Pavlik, Jan
4	44	12,09	3,6394	44,8812	74,80	174 Svehla jun., Zdenek
5	44	12,65	3,4783	42,8944	71,49	139 Romer, Jack
6	58	16,78	3,4565	42,6260	71,04	32 Sokolowski, Leszek
7	46	13,63	3,3749	41,6199	69,37	86 Milyukov, Alexander
8	37	11,08	3,3394	41,1813	68,64	212 Nagy, Ernest
9	43	13,02	3,3026	40,7283	67,88	269 Kovar, Zbynek
10	54	16,41	3,2907	40,5811	67,64	92 Karpenko, Valeriy
11	50	15,27	3,2744	40,3803	67,30	336 Liehne, Jan
12	52	16,23	3,2039	39,5115	65,85	30 Miklaszewski, Robert
13	48	15,17	3,1641	39,0206	65,03	327 Olah, Josef
14	44	13,94	3,1564	38,9250	64,87	178 Penov, Anton
15	46	15,24	3,0184	37,2230	62,04	133 Binkevicius, Ramunas
16	48	16,07	2,9869	36,8353	61,39	129 Holicky, Radovan
17	50	16,94	2,9516	36,3995	60,67	325 Fecura, Vladimir
18	46	15,68	2,9337	36,1785	60,30	335 Hoss, Ivan
19	50	17,53	2,8523	35,1744	58,62	242 Kucharski, Tomasz
20	40	14,41	2,7759	34,2322	57,05	100 Redecker, Tomasz
21	38	13,72	2,7697	34,1561	56,93	213 Nagy, Ernest jun.
22	38	13,81	2,7516	33,9335	56,56	114 Lewandowski, Przemek
23	44	16,24	2,7094	33,4122	55,69	316 Kwiecien, Stanislaw
24	42	15,57	2,6975	33,2659	55,44	2 Borkowski, Lukasz
25	52	19,56	2,6585	32,7848	54,64	22 Baluszynski, Grzegorz
26	54	20,89	2,5850	31,8782	53,13	126 Bekier, Piotr
27	46	17,89	2,5713	31,7093	52,85	88 Volskii, Andrei
28	46	18,34	2,5082	30,9312	51,55	256 Bazarnik, Marcin
29	42	17,10	2,4561	30,2895	50,48	83 Korner, Stanislaw
30	37	15,93	2,3227	28,6434	47,74	155 Poplawski, Grzegorz
31	52	22,39	2,3225	28,6410	47,73	23 Kopiec, Marian
32	42	18,29	2,2963	28,3188	47,20	58 Bajerowski, Tomasz
33	44	19,41	2,2669	27,9554	46,59	49 Chrobok, Piotr
34	48	21,29	2,2546	27,8038	46,34	209 Klaus, Peter Dose
35	48	21,45	2,2378	27,5964	45,99	50 Chrobok, Pawel
36	31	14,75	2,1017	25,9184	43,20	37 Santus, Albert
37	56	27,18	2,0603	25,4084	42,35	211 Konik, Slawomir
38	40	19,42	2,0597	25,4009	42,33	135 Swiatek, Janusz
39	39	19,65	1,9847	24,4760	40,79	219 Entl, Zdenek
40	37	19,60	1,8878	23,2801	38,80	162 Ecker, Karol
41	42	22,66	1,8535	22,8575	38,10	59 Zawislak, Marek
42	33	17,88	1,8456	22,7607	37,93	173 Miciński, Bohdan
43	33	19,81	1,6658	20,5432	34,24	53 Grzegorz, Pięta
44	27	17,44	1,5482	19,0922	31,82	329 Szczepanski, Artur
45	35	22,80	1,5351	18,9309	31,55	89 Gushchyn, Boris
46	31	20,78	1,4918	18,3973	30,66	163 Jacek, Zdzislaw

PRODUCTION -- Overall Stage Results
CRACOW OPEN 2007

Printed wrzesień 1, 2007 at 18:44



Stage 12 -- 12

	PTS	TIME	HIT FACTOR	STAGE POINTS	STAGE PERCENT	COMPETITOR # Name
47	25	18,75	1,3333	16,4429	27,40	69 Kopiec, Karol
48	36	29,43	1,2232	15,0852	25,14	33 Stobnicki, Rafal
49	33	27,98	1,1794	14,5447	24,24	38 Santus, Albert - Junior
50	18	15,79	1,1400	14,0582	23,43	35 Sarkany, Peter
51	35	31,55	1,1094	13,6807	22,80	183 Kałuża, Mirosław
52	20	18,23	1,0971	13,5295	22,55	328 Grabarczyk, Jacek
53	18	16,69	1,0785	13,3001	22,17	165 Wrona, Robert
54	23	21,42	1,0738	13,2418	22,07	314 Dudek, Konrad
55	18	17,38	1,0357	12,7721	21,29	272 SIMKIEWICZ, TOMASZ
56	25	24,55	1,0183	12,5582	20,93	260 PIKUL, ADAM
57	31	30,61	1,0127	12,4893	20,82	10 Spychala, Maciej
58	25	28,53	0,8763	10,8063	18,01	255 Mihtiev, Krasimir
59	24	28,66	0,8374	10,3270	17,21	116 Sildiajev, Andrej
60	12	14,80	0,8108	9,9990	16,67	223 Kopanski, Marek
61	14	19,32	0,7246	8,9363	14,89	192 Grigorjev, Kiril
62	10	17,52	0,5708	7,0389	11,73	339 Walkowski, Pawel
63	14	28,16	0,4972	6,1310	10,22	321 Zimny, Maciej
64	10	25,97	0,3851	4,7486	7,91	113 Dąbrowski, Zbigniew
65	6	21,63	0,2774	3,4208	5,70	15 Poniedzialek, Piotr
66	3	14,58	0,2058	2,5375	4,23	279 Ciurzynski, Pawel
67	1	14,27	0,0701	0,8642	1,44	48 Malcharek, Tomasz
68	1	24,92	0,0401	0,4949	0,82	254 Zahariev, Velizar
69	0	18,02	0,0000	0,0000	0,00	140 Bojaruniec, Robert
70	0	15,11	0,0000	0,0000	0,00	148 Ruskiewicz, Pawel
71	0	16,81	0,0000	0,0000	0,00	161 Miklaszewski, Piotr
72	0	20,52	0,0000	0,0000	0,00	90 Tokar, Igor

MODIFIED -- Overall Stage Results**CRACOW OPEN 2007**

Printed wrzesień 1, 2007 at 18:44

**Stage 12 -- 12**

	PTS	TIME	HIT FACTOR	STAGE POINTS	STAGE PERCENT	COMPETITOR # Name
1	58	9,46	6,1311	60,0000	100,00	231 Henes, Zdenek
2	50	12,33	4,0552	39,6845	66,14	309 Blaha, Frantisek
3	50	12,43	4,0225	39,3653	65,61	313 Kiss, Juraj
4	60	16,25	3,6923	36,1337	60,22	230 Novak, Lubor
5	48	13,84	3,4682	33,9406	56,57	315 Zember, Pavol
6	52	15,72	3,3079	32,3717	53,95	320 Grecnar, Ondrej
7	46	14,46	3,1812	31,1318	51,89	103 Szabo, Alex
8	38	14,24	2,6685	26,1149	43,52	295 Jansky, Peter
9	53	22,41	2,3650	23,1445	38,57	232 Kubac, Vitezslav
10	35	15,32	2,2846	22,3575	37,26	285 Brazdil, Peter
11	25	15,25	1,6393	16,0430	26,74	301 Chudoba, Michal

REVOLVER (STANDARD) -- Overall Stage Results
CRACOW OPEN 2007

Printed wrzesień 1, 2007 at 18:44



Stage 12 -- 12

	PTS	TIME	HIT FACTOR	STAGE POINTS	STAGE PERCENT	COMPETITOR # Name
1	50	28,87	1,7319	60,0000	100,00	318 Kycka, Stefan

OPEN -- Overall Stage Results**CRACOW OPEN 2007**

Printed wrzesień 1, 2007 at 18:44

**Stage 13 -- CLC-39**

	PTS	TIME	HIT FACTOR	STAGE POINTS	STAGE PERCENT	COMPETITOR # Name
1	88	13,02	6,7588	120,0000	100,00	246 Kamenicek, Martin
2	110	16,48	6,6748	118,5073	98,76	258 Kirsch, Saul
3	100	15,92	6,2814	111,5235	92,94	248 Havlicek, Miroslav
4	112	18,63	6,0118	106,7369	88,95	247 Pijacek, Petr
5	114	20,61	5,5313	98,2056	81,84	28 Obriot, Emile
6	103	19,07	5,4012	95,8950	79,91	228 Sustr, Milos
7	118	24,71	4,7754	84,7850	70,65	193 Markevicius, Kestas
8	93	20,79	4,4733	79,4215	66,18	27 Obriot, Thierry
9	112	26,92	4,1605	73,8673	61,56	297 Kopuncova, Natalia
10	112	28,35	3,9506	70,1414	58,45	296 Hanes, Drahomir
11	98	26,57	3,6884	65,4853	54,57	127 Spacek, Jaroslav
12	104	30,04	3,4621	61,4671	51,22	24 Kuliś, Janusz
13	70	20,38	3,4347	60,9822	50,82	73 Wylon, Marcin
14	75	22,41	3,3467	59,4195	49,52	74 Wylon, Marek
15	85	26,55	3,2015	56,8413	47,37	333 Sustrova, Katerina
16	91	29,39	3,0963	54,9732	45,81	98 Mikula, Jakub
17	26	26,39	0,9852	17,4922	14,58	220 Oberkiewicz, Jędrzej
18	0	0,00	0,0000	0,0000	0,00	224 Janca, Jindrich

STANDARD -- Overall Stage Results**CRACOW OPEN 2007**

Printed wrzesień 1, 2007 at 18:44

**Stage 13 -- CLC-39**

	PTS	TIME	HIT FACTOR	STAGE POINTS	STAGE PERCENT	COMPETITOR # Name
1	118	19,55	6,0358	120,0000	100,00	111 Batki, György
2	117	20,09	5,8238	115,7849	96,49	326 Rakusan ml., Josef
3	109	20,84	5,2303	103,9860	86,65	337 Liehne, Zdenek
4	115	22,30	5,1570	102,5272	85,44	298 Kopunec, Peter
5	113	22,07	5,1201	101,7940	84,83	331 Horak, Libor
6	104	22,71	4,5795	91,0463	75,87	236 Szarvasii, Peter
7	99	21,62	4,5791	91,0386	75,87	229 Vaclavik, Jaroslav
8	115	25,46	4,5169	89,8019	74,83	72 Ziebart, Friedrich
9	93	21,14	4,3992	87,4629	72,89	143 Sioda, Wieslaw
10	96	21,97	4,3696	86,8735	72,39	324 Jakoubek, Radoslav
11	111	25,70	4,3191	85,8689	71,56	141 Sery, Jiri
12	115	27,24	4,2217	83,9338	69,94	124 Swierczek, Zbigniew
13	85	20,41	4,1646	82,7984	69,00	253 Jensen, Ralf
14	118	29,18	4,0439	80,3975	67,00	319 Sventickas, Ramunas
15	116	28,78	4,0306	80,1333	66,78	6 Thompson, David
16	113	28,41	3,9775	79,0776	65,90	194 Velicko, Laurius
17	98	25,34	3,8674	76,8892	64,07	63 Ostrzycki, Jacek
18	108	28,32	3,8136	75,8187	63,18	338 Kacalková, Irena
19	97	25,55	3,7965	75,4791	62,90	290 Kaufmanis, Eriks
20	90	23,88	3,7688	74,9297	62,44	237 Miglecz, Gyula
21	88	23,49	3,7463	74,4810	62,07	250 Heglas, Jakub
22	87	23,34	3,7275	74,1079	61,76	77 Rehak, Michael
23	94	25,37	3,7052	73,6637	61,39	70 Sanecznik, Krzysztof
24	93	25,18	3,6934	73,4299	61,19	82 Zdzitowiecki, Andrzej
25	107	29,12	3,6745	73,0531	60,88	184 Klecanda, Kvido
26	104	28,89	3,5999	71,5701	59,64	195 Slunin, Andrej
27	102	28,70	3,5540	70,6585	58,88	84 Kohn, Miroslav
28	93	26,21	3,5483	70,5443	58,79	334 Ciesielski, Marcin
29	106	30,73	3,4494	68,5787	57,15	108 Cumming, David
30	94	27,35	3,4369	68,3308	56,94	205 Kubacek, Petr
31	82	24,13	3,3983	67,5620	56,30	4 Ellis, Alexander
32	110	32,43	3,3919	67,4360	56,20	291 Dzerins, Maris
33	99	29,88	3,3133	65,8720	54,89	278 Skukauskas, Kestutis
34	94	28,71	3,2741	65,0940	54,24	62 Dumont, Jose
35	93	28,90	3,2180	63,9781	53,32	292 Jirjens, Harijs
36	97	30,16	3,2162	63,9420	53,29	71 Strasser, Elisabeth
37	92	28,63	3,2134	63,8870	53,24	1 Kirckpatrick, Paul
38	94	29,69	3,1660	62,9453	52,45	268 Burzec, Wieslaw
39	94	29,72	3,1629	62,8818	52,40	51 Znamirovski, Slawomir
40	87	27,78	3,1317	62,2634	51,89	175 Svehla, Zdenek St
41	65	21,09	3,0820	61,2749	51,06	21 Michalowski, Krzysztof
42	78	25,46	3,0636	60,9091	50,76	160 Carrier, Philippe
43	93	30,64	3,0352	60,3448	50,29	164 Karosas, Linas
44	87	28,76	3,0250	60,1418	50,12	332 Turkova, Eva
45	73	24,69	2,9567	58,7825	48,99	191 Grigorjev, Konstantin
46	83	28,24	2,9391	58,4332	48,69	294 Zarins, Agris

STANDARD -- Overall Stage Results

CRACOW OPEN 2007

Printed wrzesień 1, 2007 at 18:44



Stage 13 -- CLC-39

	PTS	TIME	HIT FACTOR	STAGE POINTS	STAGE PERCENT	COMPETITOR # Name
47	101	34,65	2,9149	57,9514	48,29	322 Bielinski, Jaroslaw
48	95	32,68	2,9070	57,7946	48,16	61 Korzeniowski, Jaroslaw
49	104	35,96	2,8921	57,4989	47,92	310 Lane, Rudi
50	88	30,68	2,8683	57,0261	47,52	221 Ejsmont, Jerzy
51	108	37,70	2,8647	56,9545	47,46	171 Molenda, Dariusz
52	76	26,63	2,8539	56,7399	47,28	218 Jablonski, Arnold
53	77	27,00	2,8519	56,6987	47,25	18 Von Gravrock-Goes, Anton
54	88	31,43	2,7999	55,6653	46,39	289 Staszkiwicz, Robert
55	91	33,17	2,7434	54,5434	45,45	34 Schuppik, Dariusz
56	87	32,33	2,6910	53,5007	44,58	118 Tamborski, Artur
57	87	32,54	2,6736	53,1554	44,30	145 Kebo, Vekoslav
58	65	25,03	2,5969	51,6296	43,02	159 Madajewski, Leszek
59	79	30,45	2,5944	51,5805	42,98	267 Soustar, Ivo
60	81	31,27	2,5903	51,4995	42,92	168 Lisy, Radovan
61	66	25,52	2,5862	51,4173	42,85	109 Golab, Tadeusz
62	70	27,29	2,5650	50,9965	42,50	54 Gaweda, Boguslaw
63	78	30,92	2,5226	50,1535	41,79	293 Rudzitis, Edgars
64	98	38,92	2,5180	50,0610	41,72	304 Koos, Zoltan
65	100	40,35	2,4783	49,2723	41,06	55 Mizuro, Maciej
66	55	22,92	2,3997	47,7083	39,76	115 Kolakowski, Jan
67	81	33,78	2,3979	47,6729	39,73	323 Dobransky, Gabriel
68	80	33,64	2,3781	47,2803	39,40	25 Noga, Tadeusz
69	66	28,07	2,3513	46,7463	38,96	125 Prochazka, Josef
70	75	35,38	2,1198	42,1453	35,12	189 Mc Adoo, John
71	76	38,35	1,9817	39,3998	32,83	106 GAZDIK, Ladislav
72	112	59,54	1,8811	37,3986	31,17	29 Pilch, Janusz
73	48	25,74	1,8648	37,0748	30,90	19 Warandawicius, Gerutis
74	50	26,91	1,8580	36,9405	30,78	119 Przybyla, Krystian
75	72	39,26	1,8339	36,4610	30,38	5 Collins, Edward
76	70	38,54	1,8163	36,1104	30,09	222 Ejsmont, Anna
77	72	40,54	1,7760	35,3098	29,42	263 Kosiorek, Waldemar
78	45	26,06	1,7268	34,3308	28,61	123 Skowron, Marcin
79	96	55,71	1,7232	34,2597	28,55	186 Pazourkova, Lenka
80	50	31,19	1,6031	31,8714	26,56	76 Dabrowski, Dariusz
81	44	28,78	1,5288	30,3954	25,33	9 Armstrong, Alastair
82	47	33,76	1,3922	27,6784	23,07	13 Gallagher sen., Aidan
83	46	38,43	1,1970	23,7976	19,83	190 Dinkin, Shane
84	53	52,68	1,0061	20,0021	16,67	185 Pazourkova, Eva
85	29	29,56	0,9811	19,5047	16,25	8 Lyle, Ray
86	63	71,16	0,8853	17,6015	14,67	240 Widla, Radoslaw
87	27	38,23	0,7063	14,0412	11,70	182 Baluszyńska, Agnieszka
88	38	55,60	0,6835	13,5880	11,32	257 Bazarnik, Monika
89	35	52,53	0,6663	13,2467	11,04	153 Bieniasz, Grzegorz
90	20	30,85	0,6483	12,8890	10,74	7 Mcconnell, Tom
91	18	46,55	0,3867	7,6877	6,41	104 Canova, Jana
92	25	80,40	0,3109	6,1820	5,15	340 Fronczyk, Zbigniew

STANDARD -- Overall Stage Results

CRACOW OPEN 2007

Printed wrzesień 1, 2007 at 18:44



Stage 13 -- CLC-39

	PTS	TIME	HIT FACTOR	STAGE POINTS	STAGE PERCENT	COMPETITOR # Name
93	0	30,46	0,0000	0,0000	0,00	152 Kuc, Maciej
94	0	37,99	0,0000	0,0000	0,00	96 Michalik, Stanislaw
95	0	31,30	0,0000	0,0000	0,00	26 McQuiston, David
96	0	59,92	0,0000	0,0000	0,00	20 Spychala, Beata

PRODUCTION -- Overall Stage Results

CRACOW OPEN 2007

Printed wrzesień 1, 2007 at 18:44



Stage 13 -- CLC-39

	PTS	TIME	HIT FACTOR	STAGE POINTS	STAGE PERCENT	COMPETITOR # Name
1	104	18,59	5,5944	120,0000	100,00	178 Penov, Anton
2	116	20,74	5,5931	119,9711	99,98	330 Tyc, Adam
3	106	20,81	5,0937	109,2600	91,05	139 Romer, Jack
4	104	20,48	5,0781	108,9258	90,77	212 Nagy, Ernest
5	110	22,40	4,9107	105,3348	87,78	269 Kovar, Zbynek
6	104	21,82	4,7663	102,2365	85,20	57 Pavlik, Jan
7	112	24,10	4,6473	99,6846	83,07	336 Liehne, Jan
8	100	22,78	4,3898	94,1616	78,47	32 Sokolowski, Leszek
9	90	22,35	4,0268	86,3758	71,98	114 Lewandowski, Przemek
10	114	28,42	4,0113	86,0415	71,70	88 Volskii, Andrei
11	81	21,48	3,7709	80,8869	67,41	327 Olah, Josef
12	100	27,56	3,6284	77,8302	64,86	129 Holicky, Radovan
13	86	24,71	3,4804	74,6540	62,21	316 Kwiecien, Stanislaw
14	96	27,77	3,4570	74,1520	61,79	173 Miciński, Bohdan
15	102	30,12	3,3865	72,6394	60,53	223 Kopanski, Marek
16	96	28,45	3,3743	72,3796	60,32	2 Borkowski, Lukasz
17	100	29,90	3,3445	71,7391	59,78	165 Wrona, Robert
18	106	31,75	3,3386	71,6126	59,68	92 Karpenko, Valeriy
19	79	23,84	3,3138	71,0801	59,23	174 Svehla jun., Zdenek
20	100	30,78	3,2489	69,6881	58,07	155 Poplawski, Grzegorz
21	95	30,23	3,1426	67,4082	56,17	242 Kucharski, Tomasz
22	106	34,22	3,0976	66,4436	55,37	211 Konik, Slawomir
23	110	35,86	3,0675	65,7975	54,83	162 Ecker, Karol
24	75	24,83	3,0205	64,7906	53,99	69 Kopiec, Karol
25	70	24,00	2,9167	62,5625	52,14	133 Binkevicius, Ramunas
26	92	31,64	2,9077	62,3704	51,98	335 Hoss, Ivan
27	98	34,21	2,8647	61,4469	51,21	328 Grabarczyk, Jacek
28	74	25,92	2,8549	61,2384	51,03	48 Malcharek, Tomasz
29	70	24,55	2,8513	61,1609	50,97	100 Redeck, Tomasz
30	102	36,26	2,8130	60,3392	50,28	163 Jacek, Zdzislaw
31	114	40,68	2,8024	60,1106	50,09	256 Bazarnik, Marcin
32	104	37,76	2,7542	59,0784	49,23	135 Swiatek, Janusz
33	72	26,56	2,7108	58,1476	48,46	86 Milyukov, Alexander
34	86	33,27	2,5849	55,4464	46,21	90 Tokar, Igor
35	87	33,76	2,5770	55,2770	46,06	10 Spychala, Maciek
36	77	30,53	2,5221	54,0992	45,08	49 Chrobok, Piotr
37	70	28,50	2,4561	52,6842	43,90	283 Hrniciarik, Andrej
38	74	30,58	2,4199	51,9065	43,26	22 Baluszynski, Grzegorz
39	96	40,02	2,3988	51,4543	42,88	255 Mihtiev, Krasimir
40	61	26,55	2,2976	49,2825	41,07	325 Fecura, Vladimir
41	70	30,54	2,2921	49,1650	40,97	148 Ruszkiewicz, Pawel
42	68	29,67	2,2919	49,1608	40,97	339 Walkowski, Pawel
43	76	34,43	2,2074	47,3482	39,46	219 Entl, Zdenek
44	81	36,89	2,1957	47,0981	39,25	113 Dąbrowski, Zbigniew
45	77	37,67	2,0441	43,8452	36,54	59 Zawislak, Marek
46	68	33,91	2,0053	43,0139	35,84	192 Grigorjev, Kiril

PRODUCTION -- Overall Stage Results
CRACOW OPEN 2007

Printed wrzesień 1, 2007 at 18:44



Stage 13 -- CLC-39

	PTS	TIME	HIT FACTOR	STAGE POINTS	STAGE PERCENT	COMPETITOR # Name
47	42	24,45	1,7178	36,8466	30,71	279 Ciurzynski, Pawel
48	67	39,33	1,7035	36,5408	30,45	83 Korner, Stanislav
49	76	45,58	1,6674	35,7657	29,80	30 Miklaszewski, Robert
50	51	31,08	1,6409	35,1979	29,33	23 Kopiec, Marian
51	61	37,34	1,6336	35,0415	29,20	38 Santus, Albert - Junior
52	52	34,40	1,5116	32,4244	27,02	126 Bekier, Piotr
53	56	40,42	1,3855	29,7180	24,76	53 Grzegorz, Pięta
54	40	29,08	1,3755	29,5048	24,59	35 Sarkany, Peter
55	36	26,56	1,3554	29,0738	24,23	140 Bojaruniec, Robert
56	36	26,85	1,3408	28,7598	23,97	37 Santus, Albert
57	42	31,35	1,3397	28,7368	23,95	116 Sildiajev, Andrej
58	40	31,11	1,2858	27,5796	22,98	209 Klaus, Peter Dose
59	40	32,04	1,2484	26,7790	22,32	321 Zimny, Maciej
60	36	34,61	1,0402	22,3115	18,59	329 Szczepanski, Artur
61	40	40,08	0,9980	21,4072	17,84	254 Zahariev, Velizar
62	51	52,17	0,9776	20,9689	17,47	15 Poniedzialek, Piotr
63	40	43,56	0,9183	19,6970	16,41	183 Kałuża, Mirosław
64	70	79,22	0,8836	18,9535	15,79	314 Dudek, Konrad
65	24	36,01	0,6665	14,2960	11,91	50 Chrobok, Pawel
66	19	45,25	0,4199	9,0066	7,51	260 PIKUL, ADAM
67	15	45,20	0,3319	7,1184	5,93	89 Gushchyn, Boris
68	4	27,79	0,1439	3,0874	2,57	58 Bajerowski, Tomasz
69	0	29,56	0,0000	0,0000	0,00	33 Stobnicki, Rafal
70	0	21,24	0,0000	0,0000	0,00	213 Nagy, Ernest jun.
71	0	34,05	0,0000	0,0000	0,00	272 SIMKIEWICZ, TOMASZ
72	0	0,00	0,0000	0,0000	0,00	161 Miklaszewski, Piotr

MODIFIED -- Overall Stage Results**CRACOW OPEN 2007**

Printed wrzesień 1, 2007 at 18:44

**Stage 13 -- CLC-39**

	PTS	TIME	HIT FACTOR	STAGE POINTS	STAGE PERCENT	COMPETITOR # Name
1	108	19,95	5,4135	120,0000	100,00	231 Henes, Zdenek
2	117	28,05	4,1711	92,4599	77,05	230 Novak, Lubor
3	104	27,42	3,7929	84,0749	70,06	103 Szabo, Alex
4	81	22,55	3,5920	79,6231	66,35	285 Brazdil, Peter
5	93	28,78	3,2314	71,6296	59,69	309 Blaha, Frantisek
6	102	32,46	3,1423	69,6550	58,05	320 Grecnar, Ondrej
7	77	25,67	2,9996	66,4914	55,41	313 Kiss, Juraj
8	69	25,78	2,6765	59,3289	49,44	232 Kubac, Vitezslav
9	93	36,03	2,5812	57,2162	47,68	295 Jansky, Peter
10	57	31,86	1,7891	39,6579	33,05	301 Chudoba, Michal
11	61	35,56	1,7154	38,0249	31,69	315 Zember, Pavol

REVOLVER (STANDARD) -- Overall Stage Results
CRACOW OPEN 2007

Printed wrzesień 1, 2007 at 18:44



Stage 13 -- CLC-39

	PTS	TIME	HIT FACTOR	STAGE POINTS	STAGE PERCENT	COMPETITOR # Name
1	111	48,59	2,2844	120,0000	100,00	318 Kycka, Stefan

OPEN -- Overall Stage Results**CRACOW OPEN 2007**

Printed wrzesień 1, 2007 at 18:44

**Stage 14 -- 14**

	PTS	TIME	HIT FACTOR	STAGE POINTS	STAGE PERCENT	COMPETITOR # Name
1	67	6,38	10,5016	70,0000	100,00	248 Havlicek, Miroslav
2	70	6,82	10,2639	68,4160	97,74	246 Kamenicek, Martin
3	69	6,73	10,2526	68,3405	97,63	258 Kirsch, Saul
4	66	6,72	9,8214	65,4664	93,52	28 Obriot, Emile
5	66	7,15	9,2308	61,5293	87,90	74 Wylon, Marek
6	62	6,94	8,9337	59,5492	85,07	247 Pijacek, Petr
7	66	7,52	8,7766	58,5019	83,57	27 Obriot, Thierry
8	67	7,74	8,6563	57,7003	82,43	98 Mikula, Jakub
9	67	8,34	8,0336	53,5492	76,50	333 Sustrova, Katerina
10	62	8,09	7,6638	51,0843	72,98	297 Kopuncova, Natalia
11	67	10,20	6,5686	43,7843	62,55	127 Spacek, Jaroslav
12	63	10,12	6,2253	41,4958	59,28	228 Sustr, Milos
13	64	10,70	5,9813	39,8694	56,96	193 Markevicius, Kestas
14	66	11,07	5,9621	39,7411	56,77	24 Kuliś, Janusz
15	46	7,96	5,7789	38,5202	55,03	73 Wylon, Marcin
16	49	10,65	4,6009	30,6683	43,81	224 Janca, Jindrich
17	42	13,04	3,2209	21,4692	30,67	296 Hanes, Drahomir
18	37	13,47	2,7468	18,3096	26,16	220 Oberkiewicz, Jędrzej

STANDARD -- Overall Stage Results

CRACOW OPEN 2007

Printed wrzesień 1, 2007 at 18:44



Stage 14 -- 14

	PTS	TIME	HIT FACTOR	STAGE POINTS	STAGE PERCENT	COMPETITOR # Name
1	65	7,66	8,4856	70,0000	100,00	337 Liehne, Zdenek
2	65	7,67	8,4746	69,9087	99,87	253 Jensen, Ralf
3	69	8,15	8,4663	69,8401	99,77	111 Batki, György
4	66	8,07	8,1784	67,4658	96,38	250 Heglas, Jakub
5	66	8,11	8,1381	67,1331	95,90	298 Kopunec, Peter
6	66	8,37	7,8853	65,0477	92,93	237 Miglecz, Gyula
7	69	8,78	7,8588	64,8288	92,61	331 Horak, Libor
8	64	8,37	7,6464	63,0766	90,11	229 Vaclavik, Jaroslav
9	67	8,82	7,5964	62,6642	89,52	326 Rakusan ml., Josef
10	66	8,81	7,4915	61,7990	88,28	290 Kaufmanis, Eriks
11	66	8,92	7,3991	61,0369	87,20	143 Sioda, Wieslaw
12	64	8,86	7,2235	59,5881	85,13	324 Jakoubek, Radoslaw
13	65	9,02	7,2062	59,4457	84,92	141 Sery, Jiri
14	64	8,93	7,1669	59,1210	84,46	218 Jablonski, Arnold
15	59	8,30	7,1084	58,6391	83,77	70 Sanecznic, Krzysztof
16	68	9,59	7,0907	58,4930	83,56	184 Klecanda, Kvido
17	67	9,62	6,9647	57,4531	82,08	84 Kohn, Miroslav
18	68	9,87	6,8896	56,8336	81,19	319 Sventickas, Ramunas
19	67	9,80	6,8367	56,3978	80,57	54 Gaweda, Boguslaw
20	64	9,37	6,8303	56,3448	80,49	236 Szarvasii, Peter
21	63	9,30	6,7742	55,8819	79,83	194 Velicko, Laurius
22	68	10,10	6,7327	55,5394	79,34	72 Ziebart, Friedrich
23	66	9,82	6,7210	55,4429	79,20	164 Karosas, Linas
24	68	10,17	6,6863	55,1571	78,80	268 Burzec, Wieslaw
25	69	10,41	6,6282	54,6779	78,11	240 Widla, Radoslaw
26	67	10,24	6,5430	53,9745	77,11	175 Svehla, Zdenek St
27	58	8,95	6,4804	53,4587	76,37	123 Skowron, Marcin
28	64	9,94	6,4386	53,1138	75,88	195 Slunin, Andrej
29	68	10,68	6,3670	52,5232	75,03	205 Kubacek, Petr
30	67	10,58	6,3327	52,2399	74,63	21 Michalowski, Krzysztof
31	69	10,95	6,3014	51,9815	74,26	160 Carrier, Philippe
32	65	10,72	6,0634	50,0187	71,46	62 Dumont, Jose
33	64	10,56	6,0606	49,9953	71,42	19 Warandawicius, Gerutis
34	62	10,31	6,0136	49,6074	70,87	6 Thompson, David
35	62	10,33	6,0019	49,5114	70,73	338 Kacalková, Irena
36	65	10,91	5,9578	49,1476	70,21	322 Bielinski, Jaroslaw
37	62	10,41	5,9558	49,1309	70,19	124 Swierczek, Zbigniew
38	62	10,42	5,9501	49,0837	70,12	294 Zarins, Agris
39	66	11,11	5,9406	49,0053	70,01	61 Korzeniowski, Jaroslaw
40	65	10,97	5,9253	48,8788	69,83	25 Noga, Tadeusz
41	69	11,67	5,9126	48,7744	69,68	51 Znamirovski, Slawomir
42	68	11,56	5,8824	48,5249	69,32	145 Kebo, Vekoslav
43	66	11,37	5,8047	47,8847	68,41	267 Soustar, Ivo
44	63	11,01	5,7221	47,2027	67,43	71 Strasser, Elisabeth
45	69	12,08	5,7119	47,1190	67,31	332 Turkova, Eva
46	65	11,43	5,6868	46,9116	67,02	1 Kirckpatrick, Paul

STANDARD -- Overall Stage Results

CRACOW OPEN 2007

Printed wrzesień 1, 2007 at 18:44



Stage 14 -- 14

	PTS	TIME	HIT FACTOR	STAGE POINTS	STAGE PERCENT	COMPETITOR # Name
47	69	12,21	5,6511	46,6173	66,60	119 Przybyła, Krystian
48	61	10,86	5,6169	46,3355	66,19	171 Molenda, Dariusz
49	63	11,24	5,6050	46,2368	66,05	108 Cumming, David
50	66	12,01	5,4954	45,3330	64,76	106 GAZDIK, Ladislav
51	55	10,03	5,4835	45,2351	64,62	115 Kolakowski, Jan
52	66	12,05	5,4772	45,1825	64,55	109 Golab, Tadeusz
53	66	12,09	5,4591	45,0330	64,33	304 Koos, Zoltan
54	67	12,28	5,4560	45,0080	64,30	4 Ellis, Alexander
55	66	12,10	5,4545	44,9958	64,28	168 Lisy, Radovan
56	59	11,27	5,2351	43,1859	61,69	191 Grigorjev, Konstantin
57	69	13,22	5,2194	43,0557	61,51	18 Von Gravrock-Goes, Anton
58	67	13,01	5,1499	42,4826	60,69	7 Mcconnell, Tom
59	48	9,37	5,1227	42,2586	60,37	263 Kosiorek, Waldemar
60	64	12,55	5,0996	42,0678	60,10	334 Ciesielski, Marcin
61	64	12,77	5,0117	41,3431	59,06	8 Lyle, Ray
62	60	12,19	4,9221	40,6033	58,00	291 Dzerins, Maris
63	50	10,22	4,8924	40,3583	57,65	278 Skukauskas, Kestutis
64	63	13,02	4,8387	39,9156	57,02	63 Ostrzycki, Jacek
65	62	12,95	4,7876	39,4944	56,42	77 Rehak, Michael
66	68	14,46	4,7026	38,7931	55,42	55 Mizuro, Maciej
67	52	11,06	4,7016	38,7848	55,41	82 Zdzitowiecki, Andrzej
68	64	13,76	4,6512	38,3685	54,81	190 Dinkin, Shane
69	47	10,25	4,5854	37,8257	54,04	76 Dabrowski, Dariusz
70	64	14,25	4,4912	37,0492	52,93	292 Jirjens, Harijs
71	64	14,67	4,3626	35,9885	51,41	189 Mc Adoo, John
72	37	8,51	4,3478	35,8662	51,24	125 Prochazka, Josef
73	52	12,01	4,3297	35,7169	51,02	323 Dobransky, Gabriel
74	46	10,85	4,2396	34,9737	49,96	289 Staszkiwicz, Robert
75	66	16,11	4,0968	33,7957	48,28	221 Ejsmont, Jerzy
76	62	15,71	3,9465	32,5558	46,51	104 Canova, Jana
77	66	16,98	3,8869	32,0641	45,81	34 Schuppik, Dariusz
78	60	15,49	3,8735	31,9531	45,65	26 McQuiston, David
79	50	12,95	3,8610	31,8503	45,50	310 Lane, Rudi
80	67	18,58	3,6060	29,7470	42,50	13 Gallagher sen., Aidan
81	67	19,53	3,4306	28,3000	40,43	159 Madajewski, Leszek
82	45	13,28	3,3886	27,9530	39,93	153 Bieniasz, Grzegorz
83	47	14,28	3,2913	27,1508	38,79	5 Collins, Edward
84	69	21,29	3,2410	26,7354	38,19	29 Pilch, Janusz
85	62	20,86	2,9722	24,5183	35,03	257 Bazarnik, Monika
86	50	17,00	2,9412	24,2624	34,66	152 Kuc, Maciej
87	41	14,08	2,9119	24,0212	34,32	293 Rudzitis, Edgars
88	52	18,34	2,8353	23,3893	33,41	9 Armstrong, Alastair
89	62	22,40	2,7679	22,8327	32,62	20 Spychala, Beata
90	60	21,70	2,7650	22,8089	32,58	185 Pazourkova, Eva
91	66	25,17	2,6222	21,6309	30,90	222 Ejsmont, Anna
92	54	22,76	2,3726	19,5720	27,96	186 Pazourkova, Lenka

STANDARD -- Overall Stage Results

CRACOW OPEN 2007

Printed wrzesień 1, 2007 at 18:44



Stage 14 -- 14

	PTS	TIME	HIT FACTOR	STAGE POINTS	STAGE PERCENT	COMPETITOR # Name
93	39	16,73	2,3311	19,2301	27,47	182 Bałuszyńska, Agnieszka
94	58	30,90	1,8770	15,4840	22,12	340 Fronczyk, Zbigniew
95	19	10,52	1,8061	14,8988	21,28	118 Tamborski, Artur
96	31	22,26	1,3926	11,4881	16,41	96 Michalik, Stanisław

PRODUCTION -- Overall Stage Results

CRACOW OPEN 2007

Printed wrzesień 1, 2007 at 18:44



Stage 14 -- 14

	PTS	TIME	HIT FACTOR	STAGE POINTS	STAGE PERCENT	COMPETITOR # Name
1	64	7,83	8,1737	70,0000	100,00	57 Pavlik, Jan
2	66	8,12	8,1281	69,6094	99,44	330 Tyc, Adam
3	68	8,40	8,0952	69,3281	99,04	336 Liehne, Jan
4	64	8,17	7,8335	67,0869	95,84	174 Svehla jun., Zdenek
5	66	8,71	7,5775	64,8942	92,71	178 Penov, Anton
6	66	8,82	7,4830	64,0848	91,55	269 Kovar, Zbynek
7	60	8,25	7,2727	62,2841	88,98	139 Romer, Jack
8	62	8,53	7,2685	62,2476	88,93	212 Nagy, Ernest
9	60	8,60	6,9767	59,7493	85,36	283 Hrniciarik, Andrej
10	64	9,22	6,9414	59,4469	84,92	69 Kopiec, Karol
11	58	8,56	6,7757	58,0275	82,90	133 Binkevicius, Ramunas
12	66	10,16	6,4961	55,6327	79,48	213 Nagy, Ernest jun.
13	58	8,94	6,4877	55,5610	79,37	30 Miklaszewski, Robert
14	68	10,65	6,3850	54,6813	78,12	129 Holicky, Radovan
15	62	10,06	6,1630	52,7805	75,40	88 Volskii, Andrei
16	62	10,15	6,1084	52,3125	74,73	92 Karpenko, Valeriy
17	66	10,97	6,0164	51,5249	73,61	48 Malcharek, Tomasz
18	70	11,70	5,9829	51,2380	73,20	279 Ciurzynski, Pawel
19	64	10,96	5,8394	50,0091	71,44	335 Hoss, Ivan
20	62	10,95	5,6621	48,4906	69,27	86 Milyukov, Alexander
21	68	12,23	5,5601	47,6170	68,02	83 Korner, Stanislav
22	60	11,00	5,4545	46,7131	66,73	37 Santus, Albert
23	64	12,20	5,2459	44,9262	64,18	155 Poplawski, Grzegorz
24	60	11,62	5,1635	44,2206	63,17	10 Spychala, Maciek
25	49	9,58	5,1148	43,8037	62,58	325 Fecura, Vladimir
26	64	12,62	5,0713	43,4311	62,04	162 Ecker, Karol
27	62	12,36	5,0162	42,9589	61,37	209 Klaus, Peter Dose
28	58	11,58	5,0086	42,8943	61,28	35 Sarkany, Peter
29	60	12,24	4,9020	41,9807	59,97	100 Redeck, Tomasz
30	54	11,18	4,8301	41,3649	59,09	255 Mihtiev, Krasimir
31	62	12,93	4,7951	41,0651	58,66	23 Kopiec, Marian
32	54	11,29	4,7830	40,9619	58,52	148 Ruszkiewicz, Pawel
33	62	12,97	4,7803	40,9385	58,48	321 Zimny, Maciej
34	68	14,53	4,6800	40,0796	57,26	58 Bajerowski, Tomasz
35	64	13,69	4,6749	40,0365	57,20	339 Walkowski, Pawel
36	62	13,31	4,6582	39,8927	56,99	116 Sildiajev, Andrej
37	64	13,92	4,5977	39,3750	56,25	165 Wrona, Robert
38	48	10,47	4,5845	39,2622	56,09	327 Olah, Josef
39	49	11,05	4,4344	37,9764	54,25	2 Borkowski, Lukasz
40	62	14,24	4,3539	37,2873	53,27	49 Chrobok, Piotr
41	62	14,35	4,3206	37,0015	52,86	163 Jacek, Zdzislaw
42	60	14,28	4,2017	35,9835	51,40	38 Santus, Albert - Junior
43	60	14,36	4,1783	35,7830	51,12	135 Swiatek, Janusz
44	64	15,57	4,1105	35,2023	50,29	211 Konik, Slawomir
45	58	14,16	4,0960	35,0788	50,11	192 Grigorjev, Kiril
46	62	15,66	3,9591	33,9063	48,44	126 Bekier, Piotr

PRODUCTION -- Overall Stage Results
CRACOW OPEN 2007

Printed wrzesień 1, 2007 at 18:44



Stage 14 -- 14

	PTS	TIME	HIT FACTOR	STAGE POINTS	STAGE PERCENT	COMPETITOR # Name
47	39	9,96	3,9157	33,5340	47,91	114 Lewandowski, Przemek
48	64	16,46	3,8882	33,2989	47,57	59 Zawislak, Marek
49	56	14,49	3,8647	33,0978	47,28	219 Entl, Zdenek
50	53	13,96	3,7966	32,5140	46,45	242 Kucharski, Tomasz
51	45	11,93	3,7720	32,3037	46,15	173 Miciński, Bohdan
52	45	12,00	3,7500	32,1152	45,88	328 Grabarczyk, Jacek
53	45	12,01	3,7469	32,0885	45,84	22 Baluszynski, Grzegorz
54	62	16,61	3,7327	31,9670	45,67	50 Chrobok, Pawel
55	39	11,39	3,4241	29,3238	41,89	140 Bojaruniec, Robert
56	62	18,24	3,3991	29,1103	41,59	183 Kałuża, Mirosław
57	60	18,51	3,2415	27,7603	39,66	33 Stobnicki, Rafal
58	56	17,78	3,1496	26,9734	38,53	256 Bazarnik, Marcin
59	46	14,90	3,0872	26,4394	37,77	53 Grzegorz, Piętak
60	41	13,29	3,0850	26,4204	37,74	223 Kopanski, Marek
61	60	20,41	2,9397	25,1761	35,97	314 Dudek, Konrad
62	33	11,88	2,7778	23,7891	33,98	329 Szczepanski, Artur
63	22	9,36	2,3504	20,1292	28,76	316 Kwiecien, Stanislaw
64	45	19,21	2,3425	20,0616	28,66	254 Zahariev, Velizar
65	56	26,71	2,0966	17,9554	25,65	260 PIKUL, ADAM
66	48	22,91	2,0952	17,9430	25,63	15 Poniedzialek, Piotr
67	30	17,59	1,7055	14,6061	20,87	32 Sokolowski, Leszek
68	32	21,75	1,4713	12,6000	18,00	272 SIMKIEWICZ, TOMASZ
69	32	22,23	1,4395	12,3279	17,61	113 Dąbrowski, Zbigniew
70	16	23,48	0,6814	5,8358	8,34	89 Gushchyn, Boris
71	2	22,27	0,0898	0,7691	1,10	90 Tokar, Igor
72	0	0,00	0,0000	0,0000	0,00	161 Miklaszewski, Piotr

MODIFIED -- Overall Stage Results**CRACOW OPEN 2007**

Printed wrzesień 1, 2007 at 18:44

**Stage 14 -- 14**

	PTS	TIME	HIT FACTOR	STAGE POINTS	STAGE PERCENT	COMPETITOR # Name
1	67	7,58	8,8391	70,0000	100,00	231 Henes, Zdenek
2	67	9,04	7,4115	58,6947	83,85	230 Novak, Lubor
3	62	9,04	6,8584	54,3145	77,59	309 Blaha, Frantisek
4	60	9,39	6,3898	50,6032	72,29	313 Kiss, Juraj
5	68	11,03	6,1650	48,8232	69,75	315 Zember, Pavol
6	66	10,90	6,0550	47,9524	68,50	320 Grecnar, Ondrej
7	60	10,32	5,8140	46,0430	65,78	103 Szabo, Alex
8	68	12,52	5,4313	43,0127	61,45	301 Chudoba, Michal
9	53	10,05	5,2736	41,7640	59,66	285 Brazdil, Peter
10	64	12,82	4,9922	39,5352	56,48	232 Kubac, Vitezslav
11	49	11,82	4,1455	32,8300	46,90	295 Jansky, Peter

REVOLVER (STANDARD) -- Overall Stage Results
CRACOW OPEN 2007

Printed wrzesień 1, 2007 at 18:44



Stage 14 -- 14

	PTS	TIME	HIT FACTOR	STAGE POINTS	STAGE PERCENT	COMPETITOR # Name
1	63	25,24	2,4960	70,0000	100,00	318 Kycka, Stefan

OPEN -- Overall Stage Results

CRACOW OPEN 2007

Printed wrzesień 1, 2007 at 18:44



Stage 15 -- 15

	PTS	TIME	HIT FACTOR	STAGE POINTS	STAGE PERCENT	COMPETITOR # Name
1	44	5,35	8,2243	45,0000	100,00	258 Kirsch, Saul
2	43	5,93	7,2513	39,6760	88,17	246 Kamenicek, Martin
3	44	6,89	6,3861	34,9419	77,65	27 Obriot, Thierry
4	38	6,12	6,2092	33,9739	75,50	248 Havlicek, Miroslav
5	43	6,94	6,1960	33,9018	75,34	98 Mikula, Jakub
6	44	7,11	6,1885	33,8608	75,25	73 Wylon, Marcin
7	43	7,19	5,9805	32,7230	72,72	247 Pijacek, Petr
8	43	7,23	5,9474	32,5420	72,32	297 Kopuncova, Natalia
9	42	8,01	5,2434	28,6900	63,76	193 Markevicius, Kestas
10	39	8,15	4,7853	26,1831	58,18	296 Hanes, Drahomir
11	41	8,71	4,7072	25,7561	57,24	333 Sustrova, Katerina
12	43	10,06	4,2744	23,3875	51,97	24 Kuliś, Janusz
13	26	6,81	3,8179	20,8901	46,42	228 Sustr, Milos
14	25	6,86	3,6443	19,9402	44,31	74 Wylon, Marek
15	27	7,71	3,5019	19,1612	42,58	28 Obriot, Emile
16	25	7,65	3,2680	17,8810	39,74	127 Spacek, Jaroslav
17	13	10,94	1,1883	6,5019	14,45	220 Oberkiewicz, Jędrzej
18	0	0,00	0,0000	0,0000	0,00	224 Janca, Jindrich

STANDARD -- Overall Stage Results

CRACOW OPEN 2007

Printed wrzesień 1, 2007 at 18:44



Stage 15 -- 15

	PTS	TIME	HIT FACTOR	STAGE POINTS	STAGE PERCENT	COMPETITOR # Name
1	42	5,45	7,7064	45,0000	100,00	253 Jensen, Ralf
2	43	6,81	6,3142	36,8707	81,93	298 Kopunec, Peter
3	43	6,91	6,2229	36,3371	80,75	143 Sioda, Wieslaw
4	42	6,81	6,1674	36,0132	80,03	236 Szarvasii, Peter
5	41	6,94	5,9078	34,4972	76,66	337 Liehne, Zdenek
6	42	7,18	5,8496	34,1574	75,91	70 Sanecznik, Krzysztof
7	40	6,92	5,7803	33,7531	75,01	111 Batki, György
8	42	7,39	5,6834	33,1867	73,75	250 Heglas, Jakub
9	40	7,25	5,5172	32,2168	71,59	229 Vaclavik, Jaroslav
10	41	7,60	5,3947	31,5014	70,00	268 Burzec, Wieslaw
11	42	7,87	5,3367	31,1626	69,25	237 Miglecz, Gyula
12	41	7,76	5,2835	30,8519	68,56	141 Sery, Jiri
13	41	7,82	5,2430	30,6152	68,03	124 Swierczek, Zbigniew
14	44	8,41	5,2319	30,5504	67,89	331 Horak, Libor
15	39	7,50	5,2000	30,3643	67,48	164 Karosas, Linas
16	42	8,16	5,1471	30,0551	66,79	82 Zdzitowiecki, Andrzej
17	43	8,41	5,1130	29,8560	66,35	290 Kaufmanis, Eriks
18	44	8,69	5,0633	29,5660	65,70	175 Svehla, Zdenek St
19	43	8,54	5,0351	29,4016	65,34	123 Skowron, Marcin
20	40	8,04	4,9751	29,0512	64,56	84 Kohn, Miroslav
21	38	7,65	4,9673	29,0056	64,46	326 Rakusan ml., Josef
22	44	8,99	4,8943	28,5794	63,51	205 Kubacek, Petr
23	41	8,47	4,8406	28,2657	62,81	71 Strasser, Elisabeth
24	41	8,47	4,8406	28,2657	62,81	19 Warandawicius, Gerutis
25	37	7,75	4,7742	27,8779	61,95	72 Ziebart, Friedrich
26	40	8,47	4,7226	27,5763	61,28	62 Dumont, Jose
27	43	9,13	4,7097	27,5016	61,11	77 Rehak, Michael
28	38	8,13	4,6740	27,2931	60,65	54 Gaweda, Boguslaw
29	43	9,24	4,6537	27,1742	60,39	194 Velicko, Laurius
30	42	9,30	4,5161	26,3710	58,60	125 Prochazka, Josef
31	37	8,20	4,5122	26,3480	58,55	334 Ciesielski, Marcin
32	41	9,13	4,4907	26,2224	58,27	294 Zarins, Agris
33	42	9,38	4,4776	26,1461	58,10	159 Madajewski, Leszek
34	41	9,17	4,4711	26,1080	58,02	267 Soustar, Ivo
35	41	9,22	4,4469	25,9665	57,70	160 Carrier, Philippe
36	42	9,45	4,4444	25,9524	57,67	109 Golab, Tadeusz
37	42	9,46	4,4397	25,9249	57,61	168 Lisy, Radovan
38	35	7,93	4,4136	25,7724	57,27	195 Slunin, Andrej
39	31	7,05	4,3972	25,6763	57,06	324 Jakoubek, Radoslav
40	42	9,76	4,3033	25,1281	55,84	21 Michalowski, Krzysztof
41	44	10,23	4,3011	25,1152	55,81	332 Turkova, Eva
42	41	9,64	4,2531	24,8351	55,19	338 Kacalková, Irena
43	44	10,42	4,2226	24,6573	54,79	278 Skukauskas, Kestutis
44	39	9,26	4,2117	24,5931	54,65	61 Korzeniowski, Jaroslaw
45	42	10,09	4,1625	24,3062	54,01	6 Thompson, David
46	39	9,44	4,1314	24,1242	53,61	184 Klecanda, Kvido

STANDARD -- Overall Stage Results

CRACOW OPEN 2007

Printed wrzesień 1, 2007 at 18:44



Stage 15 -- 15

	PTS	TIME	HIT FACTOR	STAGE POINTS	STAGE PERCENT	COMPETITOR # Name
47	35	8,52	4,1080	23,9877	53,31	51 Znamirowski, Slawomir
48	40	9,82	4,0733	23,7853	52,86	25 Noga, Tadeusz
49	42	10,45	4,0191	23,4689	52,15	322 Bielinski, Jaroslaw
50	43	10,71	4,0149	23,4444	52,10	118 Tamborski, Artur
51	41	10,35	3,9614	23,1315	51,40	319 Sventickas, Ramunas
52	45	11,55	3,8961	22,7505	50,56	1 Kirckpatrick, Paul
53	44	11,35	3,8767	22,6369	50,30	119 Przybyła, Krystian
54	35	9,06	3,8631	22,5579	50,13	55 Mizuro, Maciej
55	33	8,62	3,8283	22,3546	49,68	323 Dobransky, Gabriel
56	42	11,07	3,7940	22,1545	49,23	4 Ellis, Alexander
57	40	10,55	3,7915	22,1395	49,20	18 Von Gravrock-Goes, Anton
58	37	9,79	3,7794	22,0688	49,04	145 Kebo, Vekoslav
59	44	11,70	3,7607	21,9597	48,80	189 Mc Adoo, John
60	39	10,59	3,6827	21,5045	47,79	292 Jirjens, Harijs
61	40	10,90	3,6697	21,4286	47,62	9 Armstrong, Alastair
62	39	10,73	3,6347	21,2239	47,16	293 Rudzitis, Edgars
63	41	11,47	3,5745	20,8728	46,38	8 Lyle, Ray
64	40	11,46	3,4904	20,3815	45,29	171 Molenda, Dariusz
65	41	11,79	3,4775	20,3063	45,13	191 Grigorjev, Konstantin
66	35	10,17	3,4415	20,0959	44,66	106 GAZDIK, Ladislav
67	45	13,45	3,3457	19,5366	43,41	26 McQuiston, David
68	41	12,66	3,2385	18,9108	42,02	5 Collins, Edward
69	39	12,11	3,2205	18,8053	41,79	310 Lane, Rudi
70	36	11,65	3,0901	18,0441	40,10	218 Jablonski, Arnold
71	27	8,85	3,0508	17,8148	39,59	263 Kosiorek, Waldemar
72	43	14,39	2,9882	17,4489	38,78	221 Ejsmont, Jerzy
73	45	15,28	2,9450	17,1968	38,22	190 Dinkin, Shane
74	33	11,28	2,9255	17,0830	37,96	152 Kuc, Maciej
75	42	14,59	2,8787	16,8095	37,35	34 Schuppik, Dariusz
76	26	9,06	2,8698	16,7573	37,24	115 Kolakowski, Jan
77	39	14,44	2,7008	15,7709	35,05	304 Koos, Zoltan
78	42	15,68	2,6786	15,6409	34,76	63 Ostrzycki, Jacek
79	41	16,01	2,5609	14,9538	33,23	7 Mcconnell, Tom
80	39	15,58	2,5032	14,6170	32,48	222 Ejsmont, Anna
81	25	9,99	2,5025	14,6128	32,47	289 Staszkiwicz, Robert
82	25	10,02	2,4950	14,5691	32,38	76 Dabrowski, Dariusz
83	25	10,04	2,4900	14,5401	32,31	108 Cumming, David
84	42	17,31	2,4263	14,1681	31,48	240 Widla, Radoslaw
85	35	14,85	2,3569	13,7626	30,58	186 Pazourkova, Lenka
86	27	11,52	2,3438	13,6858	30,41	340 Fronczyk, Zbigniew
87	24	10,57	2,2706	13,2585	29,46	291 Dzerins, Maris
88	31	14,09	2,2001	12,8473	28,55	153 Bieniasz, Grzegorz
89	37	17,56	2,1071	12,3037	27,34	182 Bałuszyńska, Agnieszka
90	44	23,23	1,8941	11,0602	24,58	29 Pilch, Janusz
91	39	21,94	1,7776	10,3798	23,07	185 Pazourkova, Eva
92	39	23,18	1,6825	9,8245	21,83	20 Spychala, Beata

STANDARD -- Overall Stage Results

CRACOW OPEN 2007

Printed wrzesień 1, 2007 at 18:44



Stage 15 -- 15

	PTS	TIME	HIT FACTOR	STAGE POINTS	STAGE PERCENT	COMPETITOR # Name
93	22	16,63	1,3229	7,7249	17,17	96 Michalik, Stanislaw
94	31	28,52	1,0870	6,3471	14,10	257 Bazarnik, Monika
95	23	21,37	1,0763	6,2847	13,97	13 Gallagher sen., Aidan
96	13	19,37	0,6711	3,9190	8,71	104 Canova, Jana

PRODUCTION -- Overall Stage Results

CRACOW OPEN 2007

Printed wrzesień 1, 2007 at 18:44



Stage 15 -- 15

	PTS	TIME	HIT FACTOR	STAGE POINTS	STAGE PERCENT	COMPETITOR # Name
1	43	7,21	5,9639	45,0000	100,00	174 Svehla jun., Zdenek
2	43	7,51	5,7257	43,2024	96,01	336 Liehne, Jan
3	41	7,28	5,6319	42,4944	94,43	57 Pavlik, Jan
4	41	7,30	5,6164	42,3780	94,17	330 Tyc, Adam
5	41	7,37	5,5631	41,9755	93,28	213 Nagy, Ernest jun.
6	41	7,39	5,5480	41,8619	93,03	114 Lewandowski, Przemek
7	43	7,93	5,4224	40,9142	90,92	335 Hoss, Ivan
8	39	7,42	5,2561	39,6588	88,13	178 Penov, Anton
9	39	7,46	5,2279	39,4462	87,66	139 Romer, Jack
10	39	7,54	5,1724	39,0277	86,73	212 Nagy, Ernest
11	37	7,43	4,9798	37,5744	83,50	100 Redecker, Tomasz
12	43	8,70	4,9425	37,2931	82,87	69 Kopiec, Karol
13	37	7,63	4,8493	36,5895	81,31	316 Kwiecien, Stanislaw
14	41	8,54	4,8009	36,2247	80,50	283 Hrciarik, Andrej
15	37	7,96	4,6482	35,0726	77,94	325 Fecura, Vladimir
16	37	8,01	4,6192	34,8537	77,45	32 Sokolowski, Leszek
17	37	8,43	4,3891	33,1172	73,59	48 Malcharek, Tomasz
18	41	9,37	4,3757	33,0159	73,37	133 Binkevicius, Ramunas
19	39	8,99	4,3382	32,7329	72,74	86 Milyukov, Alexander
20	45	10,49	4,2898	32,3680	71,93	116 Sildiajev, Andrej
21	37	8,74	4,2334	31,9426	70,98	327 Olah, Josef
22	43	10,29	4,1788	31,5306	70,07	23 Kopiec, Marian
23	39	9,38	4,1578	31,3719	69,72	88 Volskii, Andrei
24	35	8,42	4,1568	31,3643	69,70	155 Poplawski, Grzegorz
25	37	8,93	4,1433	31,2629	69,47	165 Wrona, Robert
26	43	10,41	4,1306	31,1671	69,26	92 Karpenko, Valeriy
27	41	10,21	4,0157	30,2996	67,33	2 Borkowski, Lukasz
28	41	10,50	3,9048	29,4628	65,47	321 Zimny, Maciej
29	39	10,07	3,8729	29,2223	64,94	279 Ciurzynski, Pawel
30	37	9,81	3,7717	28,4585	63,24	173 Miciński, Bohdan
31	35	9,33	3,7513	28,3052	62,90	37 Santus, Albert
32	45	12,24	3,6765	27,7402	61,65	83 Korner, Stanislaw
33	35	9,89	3,5389	26,7024	59,34	255 Mihtiev, Krasimir
34	37	10,61	3,4873	26,3127	58,47	254 Zahariev, Velizar
35	37	10,67	3,4677	26,1648	58,14	328 Grabarczyk, Jacek
36	37	11,12	3,3273	25,1059	55,79	129 Holicky, Radovan
37	37	11,40	3,2456	24,4893	54,42	90 Tokar, Igor
38	27	8,45	3,1953	24,1094	53,58	22 Baluszynski, Grzegorz
39	45	14,16	3,1780	23,9789	53,29	162 Ecker, Karol
40	39	12,66	3,0806	23,2440	51,65	209 Klaus, Peter Dose
41	35	11,42	3,0648	23,1250	51,39	35 Sarkany, Peter
42	39	12,88	3,0280	22,8469	50,77	256 Bazarnik, Marcin
43	43	14,32	3,0028	22,6571	50,35	211 Konik, Slawomir
44	29	9,67	2,9990	22,6282	50,28	329 Szczepanski, Artur
45	43	14,44	2,9778	22,4688	49,93	272 SIMKIEWICZ, TOMASZ
46	41	14,47	2,8334	21,3794	47,51	15 Poniedzialek, Piotr

PRODUCTION -- Overall Stage Results
CRACOW OPEN 2007

Printed wrzesień 1, 2007 at 18:44



Stage 15 -- 15

	PTS	TIME	HIT FACTOR	STAGE POINTS	STAGE PERCENT	COMPETITOR # Name
47	33	12,00	2,7500	20,7497	46,11	38 Santus, Albert - Junior
48	33	12,10	2,7273	20,5782	45,73	339 Walkowski, Pawel
49	31	11,45	2,7074	20,4285	45,40	163 Jacek, Zdzislaw
50	37	13,92	2,6580	20,0559	44,57	59 Zawislak, Marek
51	29	11,03	2,6292	19,8382	44,08	223 Kopanski, Marek
52	35	13,53	2,5868	19,5186	43,37	126 Bekier, Piotr
53	35	13,72	2,5510	19,2483	42,77	49 Chrobok, Piotr
54	39	15,34	2,5424	19,1831	42,63	113 Dąbrowski, Zbigniew
55	31	12,32	2,5162	18,9859	42,19	140 Bojaruniec, Robert
56	24	9,68	2,4793	18,7075	41,57	242 Kucharski, Tomasz
57	39	15,80	2,4684	18,6246	41,39	33 Stobnicki, Rafal
58	35	14,31	2,4458	18,4547	41,01	314 Dudek, Konrad
59	31	12,82	2,4181	18,2454	40,55	50 Chrobok, Pawel
60	39	16,96	2,2995	17,3507	38,56	135 Swiatek, Janusz
61	29	12,63	2,2961	17,3250	38,50	30 Miklaszewski, Robert
62	33	14,82	2,2267	16,8014	37,34	260 PIKUL, ADAM
63	37	17,64	2,0975	15,8264	35,17	53 Grzegorz, Pięta
64	41	19,59	2,0929	15,7917	35,09	183 Kałuża, Mirosław
65	37	17,72	2,0880	15,7550	35,01	89 Gushchyn, Boris
66	24	11,76	2,0408	15,3987	34,22	148 Ruszkiewicz, Pawel
67	24	12,58	1,9078	14,3949	31,99	192 Grigorjev, Kiril
68	16	23,83	0,6714	5,0661	11,26	161 Miklaszewski, Piotr
69	3	6,54	0,4587	3,4612	7,69	269 Kovar, Zbynek
70	3	7,25	0,4138	3,1222	6,94	10 Sychala, Maciek
71	0	9,17	0,0000	0,0000	0,00	58 Bajerowski, Tomasz
72	0	0,00	0,0000	0,0000	0,00	219 Entl, Zdenek

MODIFIED -- Overall Stage Results**CRACOW OPEN 2007**

Printed wrzesień 1, 2007 at 18:44

**Stage 15 -- 15**

	PTS	TIME	HIT FACTOR	STAGE POINTS	STAGE PERCENT	COMPETITOR # Name
1	43	6,42	6,6978	45,0000	100,00	231 Henes, Zdenek
2	44	8,38	5,2506	35,2767	78,39	230 Novak, Lubor
3	35	7,67	4,5632	30,6586	68,13	301 Chudoba, Michal
4	37	8,15	4,5399	30,5016	67,78	285 Brazdil, Peter
5	41	9,08	4,5154	30,3373	67,42	313 Kiss, Juraj
6	39	9,31	4,1890	28,1445	62,54	295 Jansky, Peter
7	35	8,95	3,9106	26,2739	58,39	103 Szabo, Alex
8	41	10,62	3,8606	25,9381	57,64	309 Blaha, Frantisek
9	39	10,15	3,8424	25,8153	57,37	320 Grecnar, Ondrej
10	25	7,43	3,3647	22,6063	50,24	232 Kubac, Vitezslav
11	41	13,64	3,0059	20,1952	44,88	315 Zember, Pavol

REVOLVER (STANDARD) -- Overall Stage Results
CRACOW OPEN 2007

Printed wrzesień 1, 2007 at 18:44




Stage 15 -- 15

	PTS	TIME	HIT FACTOR	STAGE POINTS	STAGE PERCENT	COMPETITOR # Name
1	38	20,06	1,8943	45,0000	100,00	318 Kycka, Stefan

OPEN -- Overall Stage Results

CRACOW OPEN 2007

Printed wrzesień 1, 2007 at 18:44



Stage 16 -- 16

	PTS	TIME	HIT FACTOR	STAGE POINTS	STAGE PERCENT	COMPETITOR # Name
1	43	4,94	8,7045	45,0000	100,00	246 Kamenicek, Martin
2	45	5,57	8,0790	41,7665	92,81	258 Kirsch, Saul
3	45	5,98	7,5251	38,9029	86,45	247 Pijacek, Petr
4	45	6,29	7,1542	36,9856	82,19	28 Obriot, Emile
5	44	6,45	6,8217	35,2666	78,37	248 Havlicek, Miroslav
6	44	7,12	6,1798	31,9480	71,00	228 Sustr, Milos
7	41	6,74	6,0831	31,4481	69,88	297 Kopuncova, Natalia
8	41	6,85	5,9854	30,9431	68,76	98 Mikula, Jakub
9	44	7,79	5,6483	29,2002	64,89	27 Obriot, Thierry
10	39	7,37	5,2917	27,3570	60,79	193 Markevicius, Kestas
11	39	7,42	5,2561	27,1726	60,38	296 Hanes, Drahomir
12	38	7,43	5,1144	26,4403	58,76	333 Sustrova, Katerina
13	44	9,33	4,7160	24,3805	54,18	127 Spacek, Jaroslav
14	39	9,43	4,1357	21,3808	47,51	24 Kuliś, Janusz
15	29	7,04	4,1193	21,2959	47,32	74 Wylon, Marek
16	28	6,84	4,0936	21,1628	47,03	220 Oberkiewicz, Jędrzej
17	27	8,54	3,1616	16,3447	36,32	73 Wylon, Marcin
18	0	0,00	0,0000	0,0000	0,00	224 Janca, Jindrich

STANDARD -- Overall Stage Results

CRACOW OPEN 2007

Printed wrzesień 1, 2007 at 18:44



Stage 16 -- 16

	PTS	TIME	HIT FACTOR	STAGE POINTS	STAGE PERCENT	COMPETITOR # Name
1	42	5,98	7,0234	45,0000	100,00	298 Kopunec, Peter
2	44	6,30	6,9841	44,7483	99,44	337 Liehne, Zdenek
3	44	6,38	6,8966	44,1872	98,19	331 Horak, Libor
4	43	6,52	6,5951	42,2557	93,90	111 Batki, György
5	44	7,28	6,0440	38,7245	86,05	326 Rakusan ml., Josef
6	44	7,28	6,0440	38,7245	86,05	236 Szarvasii, Peter
7	45	7,52	5,9840	38,3406	85,20	253 Jensen, Ralf
8	44	7,38	5,9621	38,1998	84,89	141 Sery, Jiri
9	43	7,62	5,6430	36,1558	80,35	63 Ostrzycki, Jacek
10	44	7,97	5,5207	35,3719	78,60	54 Gaweda, Boguslaw
11	42	7,62	5,5118	35,3150	78,48	250 Heglas, Jakub
12	41	7,54	5,4377	34,8399	77,42	119 Przybyła, Krystian
13	45	8,31	5,4152	34,6957	77,10	194 Velicko, Laurius
14	37	6,88	5,3779	34,4570	76,57	324 Jakoubek, Radoslav
15	38	7,08	5,3672	34,3886	76,42	229 Vaclavik, Jaroslav
16	44	8,25	5,3333	34,1714	75,94	72 Ziebart, Friedrich
17	43	8,22	5,2311	33,5167	74,48	237 Miglecz, Gyula
18	45	8,68	5,1843	33,2168	73,82	267 Soustar, Ivo
19	38	7,33	5,1842	33,2157	73,81	70 Sanecznik, Krzysztof
20	40	7,82	5,1151	32,7731	72,83	143 Sioda, Wieslaw
21	42	8,28	5,0725	32,5000	72,22	319 Sventickas, Ramunas
22	41	8,16	5,0245	32,1928	71,54	71 Strasser, Elisabeth
23	43	8,59	5,0058	32,0730	71,27	175 Svehla, Zdenek St
24	43	8,73	4,9255	31,5587	70,13	6 Thompson, David
25	43	8,76	4,9087	31,4506	69,89	62 Dumont, Jose
26	43	8,76	4,9087	31,4506	69,89	61 Korzeniowski, Jaroslaw
27	40	8,25	4,8485	31,0649	69,03	124 Swierczek, Zbigniew
28	42	8,72	4,8165	30,8601	68,58	160 Carrier, Philippe
29	43	8,98	4,7884	30,6801	68,18	278 Skukauskas, Kestutis
30	43	8,98	4,7884	30,6801	68,18	191 Grigorjev, Konstantin
31	45	9,47	4,7518	30,4458	67,66	332 Turkova, Eva
32	40	8,49	4,7114	30,1868	67,08	76 Dabrowski, Dariusz
33	43	9,18	4,6841	30,0117	66,69	268 Burzec, Wieslaw
34	43	9,25	4,6486	29,7846	66,19	77 Rehak, Michael
35	41	8,86	4,6275	29,6493	65,89	8 Lyle, Ray
36	43	9,32	4,6137	29,5609	65,69	109 Golab, Tadeusz
37	41	9,19	4,4614	28,5846	63,52	195 Slunin, Andrej
38	39	8,78	4,4419	28,4600	63,24	159 Madajewski, Leszek
39	43	9,77	4,4012	28,1993	62,67	338 Kacalková, Irena
40	37	8,42	4,3943	28,1549	62,57	115 Kolakowski, Jan
41	38	8,79	4,3231	27,6987	61,55	82 Zdzitowiecki, Andrzej
42	43	9,97	4,3129	27,6336	61,41	184 Klecanda, Kvido
43	39	9,05	4,3094	27,6109	61,36	19 Warandawicius, Gerutis
44	37	8,72	4,2431	27,1863	60,41	294 Zarins, Agris
45	42	10,08	4,1667	26,6964	59,33	55 Mizuro, Maciej
46	43	10,33	4,1626	26,6706	59,27	106 GAZDIK, Ladislav

STANDARD -- Overall Stage Results**CRACOW OPEN 2007**

Printed wrzesień 1, 2007 at 18:44

**Stage 16 -- 16**

	PTS	TIME	HIT FACTOR	STAGE POINTS	STAGE PERCENT	COMPETITOR # Name
47	41	9,90	4,1414	26,5346	58,97	293 Rudzitis, Edgars
48	43	10,41	4,1306	26,4656	58,81	1 Kirckpatrick, Paul
49	42	10,31	4,0737	26,1009	58,00	240 Widla, Radoslaw
50	39	9,75	4,0000	25,6286	56,95	25 Noga, Tadeusz
51	39	9,75	4,0000	25,6286	56,95	123 Skowron, Marcin
52	41	10,37	3,9537	25,3320	56,29	145 Kebo, Vekoslav
53	43	10,90	3,9450	25,2759	56,17	164 Karosas, Linas
54	44	11,20	3,9286	25,1709	55,94	205 Kubacek, Petr
55	39	10,23	3,8123	24,4261	54,28	84 Kohn, Miroslav
56	43	11,72	3,6689	23,5074	52,24	304 Koos, Zoltan
57	38	10,47	3,6294	23,2542	51,68	218 Jablonski, Arnold
58	42	11,58	3,6269	23,2383	51,64	221 Ejsmont, Jerzy
59	41	11,38	3,6028	23,0837	51,30	322 Bielinski, Jaroslaw
60	41	11,40	3,5965	23,0432	51,21	334 Ciesielski, Marcin
61	36	10,07	3,5750	22,9054	50,90	9 Armstrong, Alastair
62	35	9,90	3,5354	22,6515	50,34	323 Dobransky, Gabriel
63	43	12,21	3,5217	22,5641	50,14	310 Lane, Rudi
64	43	12,29	3,4988	22,4172	49,82	51 Znamirovski, Slawomir
65	43	12,48	3,4455	22,0759	49,06	263 Kosiorek, Waldemar
66	41	11,95	3,4310	21,9827	48,85	108 Cumming, David
67	27	7,92	3,4091	21,8425	48,54	21 Michalowski, Krzysztof
68	41	12,03	3,4081	21,8365	48,53	153 Bieniasz, Grzegorz
69	45	13,32	3,3784	21,6458	48,10	189 Mc Adoo, John
70	40	11,84	3,3784	21,6458	48,10	168 Lisy, Radovan
71	37	11,11	3,3303	21,3379	47,42	290 Kaufmanis, Eriks
72	39	12,02	3,2446	20,7886	46,20	190 Dinkin, Shane
73	41	12,74	3,2182	20,6195	45,82	34 Schuppik, Dariusz
74	43	13,46	3,1947	20,4686	45,49	125 Prochazka, Josef
75	37	11,75	3,1489	20,1757	44,83	292 Jirjens, Harijs
76	42	13,84	3,0347	19,4436	43,21	171 Molenda, Dariusz
77	38	12,62	3,0111	19,2925	42,87	18 Von Gravrock-Goes, Anton
78	25	8,48	2,9481	18,8890	41,98	289 Staszkiwicz, Robert
79	26	8,90	2,9213	18,7175	41,59	4 Ellis, Alexander
80	43	15,16	2,8364	18,1733	40,39	186 Pazourkova, Lenka
81	37	13,75	2,6909	17,2410	38,31	152 Kuc, Maciej
82	40	15,21	2,6298	16,8498	37,44	7 Mcconnell, Tom
83	45	17,35	2,5937	16,6179	36,93	29 Pilch, Janusz
84	41	15,86	2,5851	16,5632	36,81	26 McQuiston, David
85	28	11,02	2,5408	16,2795	36,18	291 Dzerins, Maris
86	24	9,92	2,4194	15,5012	34,45	118 Tamborski, Artur
87	39	16,67	2,3395	14,9897	33,31	5 Collins, Edward
88	39	17,33	2,2504	14,4188	32,04	222 Ejsmont, Anna
89	35	17,01	2,0576	13,1834	29,30	104 Canova, Jana
90	24	13,51	1,7765	11,3820	25,29	340 Fronczyk, Zbigniew
91	43	24,85	1,7304	11,0868	24,64	185 Pazourkova, Eva
92	39	23,05	1,6920	10,8407	24,09	257 Bazarnik, Monika

STANDARD -- Overall Stage Results

CRACOW OPEN 2007

Printed wrzesień 1, 2007 at 18:44



Stage 16 -- 16

	PTS	TIME	HIT FACTOR	STAGE POINTS	STAGE PERCENT	COMPETITOR # Name
93	23	25,15	0,9145	5,8594	13,02	96 Michalik, Stanislaw
94	33	36,17	0,9124	5,8456	12,99	182 Bałuszyńska, Agnieszka
95	20	23,78	0,8410	5,3887	11,97	20 Spychala, Beata
96	0	16,91	0,0000	0,0000	0,00	13 Gallagher sen., Aidan

PRODUCTION -- Overall Stage Results
CRACOW OPEN 2007

Printed wrzesień 1, 2007 at 18:44



Stage 16 -- 16

	PTS	TIME	HIT FACTOR	STAGE POINTS	STAGE PERCENT	COMPETITOR # Name
1	43	5,70	7,5439	45,0000	100,00	330 Tyc, Adam
2	41	6,07	6,7545	40,2916	89,54	174 Svehla jun., Zdenek
3	39	6,18	6,3107	37,6439	83,65	212 Nagy, Ernest
4	41	6,72	6,1012	36,3943	80,88	269 Kovar, Zbynek
5	39	6,66	5,8559	34,9309	77,62	100 Redecker, Tomasz
6	39	6,70	5,8209	34,7223	77,16	178 Penov, Anton
7	39	7,06	5,5241	32,9518	73,23	48 Malcharek, Tomasz
8	39	7,08	5,5085	32,8587	73,02	133 Binkevicius, Ramunas
9	43	7,93	5,4224	32,3455	71,88	283 Hrniciarik, Andrej
10	43	7,94	5,4156	32,3048	71,79	57 Pavlik, Jan
11	37	6,88	5,3779	32,0798	71,29	2 Borkowski, Lukasz
12	35	6,96	5,0287	29,9970	66,66	32 Sokolowski, Leszek
13	41	8,37	4,8984	29,2198	64,93	139 Romer, Jack
14	43	8,96	4,7991	28,6272	63,62	30 Miklaszewski, Robert
15	35	7,33	4,7749	28,4828	63,30	325 Fecura, Vladimir
16	37	7,95	4,6541	27,7622	61,69	88 Volskii, Andrei
17	41	8,88	4,6171	27,5416	61,20	69 Kopiec, Karol
18	41	9,08	4,5154	26,9350	59,86	316 Kwicien, Stanislaw
19	41	9,23	4,4420	26,4973	58,88	279 Ciurzynski, Pawel
20	43	9,95	4,3216	25,7789	57,29	37 Santus, Albert
21	43	10,39	4,1386	24,6872	54,86	336 Liehne, Jan
22	43	10,49	4,0991	24,4519	54,34	335 Hoss, Ivan
23	35	8,58	4,0793	24,3332	54,07	114 Lewandowski, Przemek
24	39	9,62	4,0541	24,1829	53,74	327 Olah, Josef
25	39	9,74	4,0041	23,8850	53,08	90 Tokar, Igor
26	41	10,32	3,9729	23,6986	52,66	83 Korner, Stanislaw
27	35	8,89	3,9370	23,4847	52,19	211 Konik, Slawomir
28	35	9,08	3,8546	22,9933	51,10	35 Sarkany, Peter
29	41	10,66	3,8462	22,9428	50,98	86 Milyukov, Alexander
30	43	11,22	3,8324	22,8610	50,80	321 Zimny, Maciej
31	29	7,57	3,8309	22,8518	50,78	213 Nagy, Ernest jun.
32	39	10,82	3,6044	21,5009	47,78	328 Grabarczyk, Jacek
33	39	10,92	3,5714	21,3040	47,34	129 Holicky, Radovan
34	37	10,41	3,5543	21,2017	47,11	254 Zahariev, Velizar
35	37	10,46	3,5373	21,1003	46,89	23 Kopiec, Marian
36	37	10,66	3,4709	20,7044	46,01	140 Bojaruniec, Robert
37	37	10,73	3,4483	20,5694	45,71	22 Baluszynski, Grzegorz
38	39	11,32	3,4452	20,5512	45,67	116 Sildiajev, Andrej
39	37	10,84	3,4133	20,3606	45,25	10 Spsychala, Maciek
40	39	11,82	3,2995	19,6819	43,74	256 Bazarnik, Marcin
41	39	12,01	3,2473	19,3705	43,05	92 Karpenko, Valeriy
42	37	11,62	3,1842	18,9939	42,21	255 Mihtiev, Krasimir
43	37	11,71	3,1597	18,8479	41,88	192 Grigorjev, Kiril
44	39	12,74	3,0612	18,2606	40,58	209 Klaus, Peter Dose
45	41	13,58	3,0191	18,0096	40,02	50 Chrobok, Pawel
46	33	11,18	2,9517	17,6072	39,13	163 Jacek, Zdzislaw

PRODUCTION -- Overall Stage Results
CRACOW OPEN 2007

Printed wrzesień 1, 2007 at 18:44



Stage 16 -- 16

	PTS	TIME	HIT FACTOR	STAGE POINTS	STAGE PERCENT	COMPETITOR # Name
47	37	12,60	2,9365	17,5166	38,93	162 Ecker, Karol
48	43	14,92	2,8820	17,1917	38,20	135 Swiatek, Janusz
49	28	9,98	2,8056	16,7358	37,19	242 Kucharski, Tomasz
50	41	14,68	2,7929	16,6601	37,02	165 Wrona, Robert
51	39	13,97	2,7917	16,6528	37,01	49 Chrobok, Piotr
52	39	14,23	2,7407	16,3485	36,33	58 Bajerowski, Tomasz
53	37	14,64	2,5273	15,0758	33,50	53 Grzegorz, Pięta
54	35	14,02	2,4964	14,8915	33,09	15 Poniedziałek, Piotr
55	33	13,81	2,3896	14,2541	31,68	59 Zawislak, Marek
56	24	10,99	2,1838	13,0266	28,95	339 Walkowski, Pawel
57	43	19,99	2,1511	12,8314	28,51	183 Kałuża, Mirosław
58	33	15,45	2,1359	12,7410	28,31	126 Bekier, Piotr
59	39	19,52	1,9980	11,9180	26,48	113 Dąbrowski, Zbigniew
60	27	14,08	1,9176	11,4388	25,42	329 Szczepanski, Artur
61	20	10,77	1,8570	11,0773	24,62	38 Santus, Albert - Junior
62	37	20,51	1,8040	10,7611	23,91	272 SIMKIEWICZ, TOMASZ
63	16	8,97	1,7837	10,6401	23,64	173 Miciński, Bohdan
64	26	14,72	1,7663	10,5362	23,41	89 Gushchyn, Boris
65	37	21,19	1,7461	10,4157	23,15	260 PIKUL, ADAM
66	24	14,56	1,6484	9,8326	21,85	33 Stobnicki, Rafal
67	39	30,28	1,2880	7,6829	17,07	314 Dudek, Konrad
68	16	14,26	1,1220	6,6930	14,87	148 Ruskiewicz, Pawel
69	20	19,12	1,0460	6,2397	13,87	161 Miklaszewski, Piotr
70	9	10,15	0,8867	5,2893	11,75	223 Kopanski, Marek
71	5	7,92	0,6313	3,7659	8,37	155 Poplawski, Grzegorz
72	0	0,00	0,0000	0,0000	0,00	219 Entl, Zdenek

MODIFIED -- Overall Stage Results**CRACOW OPEN 2007**

Printed wrzesień 1, 2007 at 18:44

**Stage 16 -- 16**

	PTS	TIME	HIT FACTOR	STAGE POINTS	STAGE PERCENT	COMPETITOR # Name
1	43	5,79	7,4266	45,0000	100,00	231 Henes, Zdenek
2	44	7,35	5,9864	36,2734	80,61	230 Novak, Lubor
3	43	7,28	5,9066	35,7898	79,53	285 Brazdil, Peter
4	42	7,26	5,7851	35,0538	77,90	232 Kubac, Vitezslav
5	39	7,92	4,9242	29,8375	66,31	103 Szabo, Alex
6	37	8,05	4,5963	27,8502	61,89	309 Blaha, Frantisek
7	41	9,05	4,5304	27,4510	61,00	320 Grecnar, Ondrej
8	41	9,45	4,3386	26,2890	58,42	313 Kiss, Juraj
9	35	8,85	3,9548	23,9633	53,25	301 Chudoba, Michal
10	37	11,58	3,1952	19,3605	43,02	295 Jansky, Peter
11	37	12,37	2,9911	18,1240	40,28	315 Zember, Pavol

REVOLVER (STANDARD) -- Overall Stage Results
CRACOW OPEN 2007

Printed wrzesień 1, 2007 at 18:44




Stage 16 -- 16

	PTS	TIME	HIT FACTOR	STAGE POINTS	STAGE PERCENT	COMPETITOR # Name
1	38	16,41	2,3157	45,0000	100,00	318 Kycka, Stefan

CRACOW OPEN 2007

Printed wrzesień 1, 2007 at 18:44



Disqualified Shooters

No.	Name
------------	-------------

117	Trocki, Sebastian
144	Sioda, Katarzyna
217	Socha, Gracjan
277	Kujawa, Pawel