

OPEN -- Overall Stage Results

2 kolo SPL

Printed lipiec 20, 2008 at 10:53



Stage 1 -- 1

	PTS	TIME	HIT FACTOR	STAGE POINTS	STAGE PERCENT	COMPETITOR # Name
1	95	18,41	5,1602	100,0000	100,00	73 Wylon, Marcin
2	96	20,85	4,6043	89,2268	89,23	11 Hanes, Drahomir
3	88	23,93	3,6774	71,2640	71,26	5 Wloczewski, Adam
4	57	18,61	3,0629	59,3552	59,36	21 Spacek, Jaroslav
5	88	42,72	2,0599	39,9192	39,92	72 Wylon, Marek

STANDARD -- Overall Stage Results

2 kolo SPL

Printed lipiec 20, 2008 at 10:53



Stage 1 -- 1

	PTS	TIME	HIT FACTOR	STAGE POINTS	STAGE PERCENT	COMPETITOR # Name
1	95	15,23	6,2377	100,0000	100,00	58 Sioda, Wieslaw
2	96	16,06	5,9776	95,8301	95,83	63 Szabo, Alexander
3	93	15,73	5,9123	94,7830	94,78	62 Zdzitowiecki, Andrzej
4	95	16,32	5,8211	93,3211	93,32	22 Burzec, Wieslaw
5	97	16,80	5,7738	92,5633	92,56	29 Gaweda, Boguslaw
6	82	15,45	5,3074	85,0867	85,09	32 Kebo, Vekoslav
7	95	18,76	5,0640	81,1834	81,18	23 Noga, Tadeusz
8	93	18,59	5,0027	80,2010	80,20	48 Socha, Gracjan
9	94	18,92	4,9683	79,6495	79,65	16 Bielinski, Jaroslaw
10	92	18,79	4,8962	78,4942	78,49	9 Chudoba, Michal
11	91	18,60	4,8925	78,4341	78,43	18 Cichacz, Wlodzimierz
12	89	18,51	4,8082	77,0832	77,08	6 Karas, Rafal
13	98	20,48	4,7852	76,7136	76,71	50 Michalowski, Krzysztof
14	94	19,69	4,7740	76,5347	76,53	82 Pavlik, Peter
15	87	18,31	4,7515	76,1741	76,17	69 Znamirowski, Slawomir
16	90	19,06	4,7219	75,7000	75,70	47 Bieniasz, Grzegorz
17	82	17,40	4,7126	75,5511	75,55	60 Szymanski, Darek
18	92	19,55	4,7059	75,4427	75,44	27 Madajewski, Leszek
19	88	19,00	4,6316	74,2515	74,25	77 Buszkiewicz, Lechoslaw
20	95	20,74	4,5805	73,4330	73,43	59 Sioda, Katarzyna
21	94	20,62	4,5587	73,0829	73,08	3 Lozinski, Pawel
22	95	21,32	4,4559	71,4353	71,44	19 Ruskiewicz, Pawel
23	74	16,69	4,4338	71,0807	71,08	78 Saneczник, Szymon
24	70	16,23	4,3130	69,1442	69,14	52 Lazarowicz, Maciej
25	95	22,19	4,2812	68,6345	68,63	51 Szymanski, Piotr
26	90	22,16	4,0614	65,1102	65,11	64 Figei, Tibor
27	94	23,71	3,9646	63,5583	63,56	15 Schupplik, Dariusz
28	84	22,67	3,7053	59,4024	59,40	7 Kuc, Maciej
29	74	20,66	3,5818	57,4219	57,42	24 Baluszynska, Agnieszka
30	98	28,83	3,3992	54,4951	54,50	4 Pilch, Janusz
31	91	29,30	3,1058	49,7909	49,79	68 Debski, Jaroslaw
32	37	14,72	2,5136	40,2968	40,30	39 Saneczник, Krzystof
33	55	25,85	2,1277	34,1097	34,11	35 Lozinska, Aniela

PRODUCTION -- Overall Stage Results**2 kolo SPL**

Printed lipiec 20, 2008 at 10:53

**Stage 1 -- 1**

	PTS	TIME	HIT FACTOR	STAGE POINTS	STAGE PERCENT	COMPETITOR # Name
1	94	15,19	6,1883	100,0000	100,00	61 Redecki, Tomasz
2	90	15,55	5,7878	93,5281	93,53	54 Kwiecien, Stanislaw
3	94	16,27	5,7775	93,3620	93,36	17 Borkowski, Lukasz
4	94	17,32	5,4273	87,7021	87,70	42 Wasilewski, Artur
5	88	17,17	5,1252	82,8213	82,82	33 Mizuro, Maciej
6	82	16,16	5,0743	81,9978	82,00	71 Jacek, Zdzislaw
7	84	16,57	5,0694	81,9194	81,92	76 Miklaszewski, Robert
8	96	18,96	5,0633	81,8206	81,82	81 Ciurzynski, Pawel
9	84	16,63	5,0511	81,6238	81,62	53 Spychala, Maciej
10	94	19,14	4,9112	79,3626	79,36	8 Wrona, Robert
11	80	16,33	4,8990	79,1651	79,17	65 Malcharek, Tomasz
12	90	18,50	4,8649	78,6141	78,61	28 Nizewicz, Witold
13	77	15,92	4,8367	78,1587	78,16	14 Jansky, Peter
14	84	17,75	4,7324	76,4735	76,47	26 Baluszynski, Grzegorz
15	86	18,62	4,6187	74,6361	74,64	1 Kucharski, Tomasz
16	84	18,30	4,5902	74,1751	74,18	74 Pietak, Grzegorz
17	88	20,40	4,3137	69,7080	69,71	41 Golkowski, Marcin
18	86	19,98	4,3043	69,5557	69,56	67 Zimny, Maciej
19	82	19,68	4,1667	67,3316	67,33	40 Trawinski, Artur
20	82	19,72	4,1582	67,1950	67,19	37 Micinski, Bohdan
21	80	19,34	4,1365	66,8442	66,84	31 Korzeniowski, Jaroslaw
22	98	23,90	4,1004	66,2610	66,26	55 Jaremek, Bortosz
23	88	21,75	4,0460	65,3813	65,38	66 Zawislak, Marek
24	77	19,37	3,9752	64,2379	64,24	10 Sefranko, Karol
25	69	17,72	3,8939	62,9239	62,92	38 Kolakowski, Jan
26	84	21,59	3,8907	62,8719	62,87	2 Kubicz, Zbigniew
27	80	20,73	3,8591	62,3621	62,36	79 Namyslak, Krzysztof
28	86	23,74	3,6226	58,5393	58,54	49 Bekier, Piotr
29	78	21,80	3,5780	57,8187	57,82	43 Wilczynski, Artur
30	84	23,71	3,5428	57,2503	57,25	56 Wochnik, Michal
31	82	23,29	3,5208	56,8950	56,90	83 Entl, Zdenek
32	71	20,47	3,4685	56,0493	56,05	46 Olubiec, Piotr
33	98	28,53	3,4350	55,5078	55,51	13 Sutara, Matej
34	90	26,38	3,4117	55,1312	55,13	36 Bazala, Marcin
35	54	16,54	3,2648	52,7580	52,76	57 Lewandowski, Przemyslaw
36	50	15,81	3,1626	51,1055	51,11	34 Sokolowski, Leszek
37	71	23,70	2,9958	48,4105	48,41	75 Kucharski, Leszek
38	94	31,55	2,9794	48,1458	48,15	20 Stobnicki, Rafal
39	56	19,60	2,8571	46,1702	46,17	44 Cias, Mikołaj
40	94	33,26	2,8262	45,6705	45,67	45 Dudek, Konrad
41	74	26,37	2,8062	45,3473	45,35	70 Prokop, Katarzyna
42	78	28,04	2,7817	44,9517	44,95	25 Baluszynski, Piotr
43	61	25,41	2,4006	38,7932	38,79	80 Simkiewicz, Tomasz

MODIFIED -- Overall Stage Results

2 kolo SPL

Printed lipiec 20, 2008 at 10:53



Stage 1 -- 1

	PTS	TIME	HIT FACTOR	STAGE POINTS	STAGE PERCENT	COMPETITOR # Name
1	94	35,00	2,6857	100,0000	100,00	12 Tretina, Robert

OPEN -- Overall Stage Results

2 kolo SPL

Printed lipiec 20, 2008 at 10:53



Stage 2 -- 2

	PTS	TIME	HIT FACTOR	STAGE POINTS	STAGE PERCENT	COMPETITOR # Name
1	41	3,86	10,6218	45,0000	100,00	73 Wylon, Marcin
2	44	5,22	8,4291	35,7107	79,36	11 Hanes, Drahomir
3	43	9,38	4,5842	19,4214	43,16	21 Spacek, Jaroslav
4	39	9,43	4,1357	17,5214	38,94	5 Wloczewski, Adam
5	0	4,53	0,0000	0,0000	0,00	72 Wylon, Marek

STANDARD -- Overall Stage Results**2 kolo SPL**

Printed lipiec 20, 2008 at 10:53

**Stage 2 -- 2**

	PTS	TIME	HIT FACTOR	STAGE POINTS	STAGE PERCENT	COMPETITOR # Name
1	44	4,74	9,2827	45,0000	100,00	58 Sioda, Wieslaw
2	39	4,67	8,3512	40,4842	89,96	62 Zdzitowiecki, Andrzej
3	42	5,03	8,3499	40,4780	89,95	27 Madajewski, Leszek
4	37	4,50	8,2222	39,8591	88,58	63 Szabo, Alexander
5	40	5,19	7,7071	37,3621	83,03	60 Szymanski, Darek
6	40	5,29	7,5614	36,6558	81,46	6 Karas, Rafal
7	43	5,92	7,2635	35,2115	78,25	29 Gaweda, Boguslaw
8	41	5,73	7,1553	34,6871	77,08	69 Znamirowski, Slawomir
9	44	6,40	6,8750	33,3281	74,06	3 Lozinski, Pawel
10	43	6,60	6,5152	31,5837	70,19	23 Noga, Tadeusz
11	43	6,67	6,4468	31,2522	69,45	9 Chudoba, Michal
12	43	6,84	6,2865	30,4755	67,72	22 Burzec, Wieslaw
13	43	6,86	6,2682	30,3866	67,53	16 Bielinski, Jaroslaw
14	44	7,07	6,2235	30,1697	67,04	39 Sanecznik, Krzystof
15	39	6,29	6,2003	30,0574	66,79	50 Michalowski, Krzysztof
16	41	6,80	6,0294	29,2289	64,95	77 Buszkiewicz, Lechoslaw
17	40	6,75	5,9259	28,7273	63,84	18 Cichacz, Wlodzimierz
18	35	5,94	5,8923	28,5640	63,48	48 Socha, Gracjan
19	41	7,00	5,8571	28,3938	63,10	32 Kebo, Vekoslav
20	43	7,40	5,8108	28,1692	62,60	47 Bieniasz, Grzegorz
21	37	6,40	5,7813	28,0259	62,28	82 Pavlik, Peter
22	37	6,41	5,7722	27,9822	62,18	35 Lozinska, Aniela
23	41	7,55	5,4305	26,3254	58,50	59 Sioda, Katarzyna
24	45	8,58	5,2448	25,4251	56,50	4 Pilch, Janusz
25	38	8,36	4,5455	22,0351	48,97	68 Debski, Jaroslaw
26	39	9,07	4,2999	20,8447	46,32	51 Szymanski, Piotr
27	35	8,65	4,0462	19,6151	43,59	24 Baluszynska, Agnieszka
28	44	10,94	4,0219	19,4973	43,33	15 Schuppik, Dariusz
29	43	11,04	3,8949	18,8815	41,96	64 Figei, Tibor
30	40	10,62	3,7665	18,2589	40,58	19 Ruskiewicz, Pawel
31	33	8,77	3,7628	18,2412	40,54	78 Sanecznik, Szymon
32	29	8,65	3,3526	16,2525	36,12	7 Kuc, Maciej
33	27	9,00	3,0000	14,5432	32,32	52 Lazarowicz, Maciej

PRODUCTION -- Overall Stage Results**2 kolo SPL**

Printed lipiec 20, 2008 at 10:53

**Stage 2 -- 2**

	PTS	TIME	HIT FACTOR	STAGE POINTS	STAGE PERCENT	COMPETITOR # Name
1	41	5,21	7,8695	45,0000	100,00	17 Borkowski, Lukasz
2	45	5,95	7,5630	43,2476	96,11	42 Wasilewski, Artur
3	39	5,24	7,4427	42,5598	94,58	61 Redecker, Tomasz
4	41	5,55	7,3874	42,2432	93,87	54 Kwiecien, Stanislaw
5	43	6,11	7,0376	40,2433	89,43	26 Baluszynski, Grzegorz
6	37	5,38	6,8773	39,3265	87,39	34 Sokolowski, Leszek
7	41	6,04	6,7881	38,8162	86,26	38 Kolakowski, Jan
8	43	6,56	6,5549	37,4827	83,29	14 Jansky, Peter
9	37	6,01	6,1564	35,2041	78,23	37 Micinski, Bohdan
10	35	5,81	6,0241	34,4475	76,55	55 Jaremek, Bortosz
11	33	5,51	5,9891	34,2475	76,11	33 Mizuro, Maciej
12	39	6,52	5,9816	34,2045	76,01	74 Pietak, Grzegorz
13	41	6,94	5,9078	33,7824	75,07	28 Nizewicz, Witold
14	39	6,71	5,8122	33,2360	73,86	65 Malcharek, Tomasz
15	39	7,05	5,5319	31,6331	70,30	80 Simkiewicz, Tomasz
16	43	8,03	5,3549	30,6210	68,05	53 Spychala, Maciek
17	39	7,37	5,2917	30,2596	67,24	41 Golkowski, Marcin
18	43	8,36	5,1435	29,4123	65,36	75 Kucharski, Leszek
19	43	8,56	5,0234	28,7251	63,83	10 Sefranko, Karol
20	33	6,59	5,0076	28,6348	63,63	2 Kubicz, Zbigniew
21	43	8,63	4,9826	28,4921	63,32	1 Kucharski, Tomasz
22	39	8,32	4,6875	26,8045	59,57	43 Wilczynski, Artur
23	41	8,78	4,6697	26,7027	59,34	81 Ciurzynski, Pawel
24	39	8,39	4,6484	26,5809	59,07	8 Wrona, Robert
25	45	10,02	4,4910	25,6810	57,07	66 Zawislak, Marek
26	35	7,89	4,4360	25,3663	56,37	20 Stobnicki, Rafal
27	37	8,42	4,3943	25,1279	55,84	76 Miklaszewski, Robert
28	37	8,45	4,3787	25,0387	55,64	40 Trawinski, Artur
29	35	8,04	4,3532	24,8931	55,32	25 Baluszynski, Piotr
30	39	9,10	4,2857	24,5070	54,46	45 Dudek, Konrad
31	39	9,48	4,1139	23,5246	52,28	83 Entl, Zdenek
32	26	6,49	4,0062	22,9084	50,91	57 Lewandowski, Przemyslaw
33	43	11,15	3,8565	22,0526	49,01	13 Sutara, Matej
34	37	9,84	3,7602	21,5017	47,78	49 Bekier, Piotr
35	37	9,99	3,7037	21,1789	47,06	79 Namyslak, Krzysztof
36	33	9,00	3,6667	20,9671	46,59	71 Jacek, Zdzislaw
37	35	9,56	3,6611	20,9352	46,52	56 Wochnik, Michal
38	39	11,60	3,3621	19,2253	42,72	44 Cias, Mikołaj
39	26	8,13	3,1980	18,2873	40,64	31 Korzeniowski, Jaroslaw
40	22	8,11	2,7127	15,5120	34,47	36 Bazala, Marcin
41	37	14,37	2,5748	14,7235	32,72	70 Prokop, Katarzyna
42	22	8,56	2,5701	14,6965	32,66	67 Zimny, Maciej
43	24	14,48	1,6575	9,4778	21,06	46 Olubiec, Piotr

MODIFIED -- Overall Stage Results

2 kolo SPL

Printed lipiec 20, 2008 at 10:53



Stage 2 -- 2

	PTS	TIME	HIT FACTOR	STAGE POINTS	STAGE PERCENT	COMPETITOR # Name
1	43	9,72	4,4239	45,0000	100,00	12 Tretina, Robert

OPEN -- Overall Stage Results

2 kolo SPL

Printed lipiec 20, 2008 at 10:53



Stage 3 -- 3

	PTS	TIME	HIT FACTOR	STAGE POINTS	STAGE PERCENT	COMPETITOR # Name
1	84	9,18	9,1503	90,0000	100,00	21 Spacek, Jaroslav
2	83	11,21	7,4041	72,8246	80,92	11 Hanes, Drahomir
3	70	9,96	7,0281	69,1265	76,81	73 Wylon, Marcin
4	88	14,16	6,2147	61,1259	67,92	72 Wylon, Marek
5	72	13,79	5,2212	51,3540	57,06	5 Wloczewski, Adam

STANDARD -- Overall Stage Results**2 kolo SPL**

Printed lipiec 20, 2008 at 10:53

**Stage 3 -- 3**

	PTS	TIME	HIT FACTOR	STAGE POINTS	STAGE PERCENT	COMPETITOR # Name
1	80	9,25	8,6486	90,0000	100,00	58 Sioda, Wieslaw
2	84	10,70	7,8505	81,6939	90,77	62 Zdzitowiecki, Andrzej
3	74	9,44	7,8390	81,5744	90,64	63 Szabo, Alexander
4	77	10,00	7,7000	80,1281	89,03	39 Sanecznik, Krzysztof
5	81	10,67	7,5914	78,9978	87,78	29 Gaweda, Boguslaw
6	81	11,01	7,3569	76,5582	85,06	22 Burzec, Wieslaw
7	75	10,25	7,3171	76,1433	84,60	6 Karas, Rafal
8	84	12,41	6,7687	70,4372	78,26	3 Lozinski, Pawel
9	83	12,29	6,7535	70,2782	78,09	27 Madajewski, Leszek
10	74	11,11	6,6607	69,3126	77,01	9 Chudoba, Michal
11	82	13,11	6,2548	65,0887	72,32	51 Szymanski, Piotr
12	82	14,01	5,8530	60,9074	67,67	18 Cichacz, Wlodzimierz
13	78	13,82	5,6440	58,7328	65,26	77 Buszkiewicz, Lechoslaw
14	79	14,02	5,6348	58,6372	65,15	59 Sioda, Katarzyna
15	62	11,15	5,5605	57,8644	64,29	48 Socha, Gracjan
16	60	10,89	5,5096	57,3347	63,71	78 Sanecznik, Szymon
17	79	14,38	5,4937	57,1693	63,52	19 Ruszkiewicz, Pawel
18	75	13,90	5,3957	56,1488	62,39	16 Bielinski, Jaroslaw
19	70	13,09	5,3476	55,6484	61,83	24 Baluszynska, Agnieszka
20	80	15,00	5,3333	55,5000	61,67	23 Noga, Tadeusz
21	68	12,76	5,3292	55,4565	61,62	52 Lazarowicz, Maciej
22	70	13,15	5,3232	55,3945	61,55	82 Pavlik, Peter
23	68	13,08	5,1988	54,0998	60,11	64 Figei, Tibor
24	57	10,97	5,1960	54,0708	60,08	32 Kebo, Vekoslav
25	64	13,45	4,7584	49,5167	55,02	7 Kuc, Maciej
26	85	18,22	4,6652	48,5473	53,94	50 Michalowski, Krzysztof
27	68	14,95	4,5485	47,3328	52,59	35 Lozinska, Aniela
28	68	15,36	4,4271	46,0693	51,19	47 Bieniasz, Grzegorz
29	66	15,05	4,3854	45,6354	50,71	15 Schuppik, Dariusz
30	53	13,25	4,0000	41,6250	46,25	68 Debski, Jaroslaw
31	82	20,93	3,9178	40,7698	45,30	4 Pilch, Janusz
32	40	12,03	3,3250	34,6010	38,45	60 Szymanski, Darek
33	32	12,04	2,6578	27,6578	30,73	69 Znamirowski, Slawomir

PRODUCTION -- Overall Stage Results**2 kolo SPL**

Printed lipiec 20, 2008 at 10:53

**Stage 3 -- 3**

	PTS	TIME	HIT FACTOR	STAGE POINTS	STAGE PERCENT	COMPETITOR # Name
1	84	10,28	8,1712	90,0000	100,00	61 Redecki, Tomasz
2	72	9,09	7,9208	87,2419	96,94	76 Miklaszewski, Robert
3	84	10,94	7,6782	84,5704	93,97	17 Borkowski, Lukasz
4	76	9,96	7,6305	84,0448	93,38	65 Malcharek, Tomasz
5	82	10,90	7,5229	82,8598	92,07	33 Mizuro, Maciej
6	72	9,65	7,4611	82,1791	91,31	54 Kwiecien, Stanislaw
7	82	11,03	7,4343	81,8832	90,98	81 Ciurzynski, Pawel
8	78	10,60	7,3585	81,0485	90,05	57 Lewandowski, Przemyslaw
9	72	10,41	6,9164	76,1795	84,64	28 Nizewicz, Witold
10	78	11,50	6,7826	74,7056	83,01	10 Sefranko, Karol
11	84	12,43	6,7578	74,4328	82,70	37 Micinski, Bohdan
12	68	10,37	6,5574	72,2248	80,25	26 Baluszynski, Grzegorz
13	90	13,91	6,4702	71,2642	79,18	42 Wasilewski, Artur
14	76	11,99	6,3386	69,8153	77,57	79 Namyslak, Krzysztof
15	84	13,34	6,2969	69,3553	77,06	1 Kucharski, Tomasz
16	68	11,43	5,9493	65,5268	72,81	2 Kubicz, Zbigniew
17	84	14,64	5,7377	63,1967	70,22	41 Golkowski, Marcin
18	68	12,01	5,6619	62,3623	69,29	38 Kolakowski, Jan
19	72	13,10	5,4962	60,5365	67,26	8 Wrona, Robert
20	66	12,29	5,3702	59,1491	65,72	31 Korzeniowski, Jaroslaw
21	68	12,70	5,3543	58,9741	65,53	83 Entl, Zdenek
22	72	13,72	5,2478	57,8009	64,22	67 Zimny, Maciej
23	68	13,13	5,1790	57,0428	63,38	71 Jacek, Zdzislaw
24	70	13,72	5,1020	56,1953	62,44	80 Simkiewicz, Tomasz
25	49	9,79	5,0051	55,1277	61,25	34 Sokolowski, Leszek
26	49	9,81	4,9949	55,0153	61,13	14 Jansky, Peter
27	78	15,88	4,9118	54,1004	60,11	20 Stobnicki, Rafal
28	63	12,85	4,9027	54,0000	60,00	53 Spychala, Maciej
29	74	15,51	4,7711	52,5504	58,39	55 Jaremek, Bortosz
30	65	14,76	4,4038	48,5046	53,89	40 Trawinski, Artur
31	84	19,23	4,3682	48,1123	53,46	13 Sutara, Matej
32	80	18,69	4,2804	47,1451	52,38	43 Wilczynski, Artur
33	72	16,91	4,2578	46,8970	52,11	66 Zawislak, Marek
34	80	19,51	4,1005	45,1637	50,18	45 Dudek, Konrad
35	74	18,41	4,0196	44,2725	49,19	46 Olubiec, Piotr
36	62	15,44	4,0155	44,2283	49,14	49 Bekier, Piotr
37	72	18,01	3,9978	44,0327	48,93	44 Cias, Mikolaj
38	62	15,84	3,9141	43,1115	47,90	25 Baluszynski, Piotr
39	51	14,28	3,5714	39,3367	43,71	75 Kucharski, Leszek
40	60	17,42	3,4443	37,9367	42,15	74 Pietak, Grzegorz
41	60	17,90	3,3520	36,9194	41,02	70 Prokop, Katarzyna
42	58	20,65	2,8087	30,9360	34,37	36 Bazala, Marcin
43	56	22,41	2,4989	27,5234	30,58	56 Wochnik, Michal

MODIFIED -- Overall Stage Results

2 kolo SPL

Printed lipiec 20, 2008 at 10:53



Stage 3 -- 3

	PTS	TIME	HIT FACTOR	STAGE POINTS	STAGE PERCENT	COMPETITOR # Name
1	78	21,65	3,6028	90,0000	100,00	12 Tretina, Robert

OPEN -- Overall Stage Results

2 kolo SPL

Printed lipiec 20, 2008 at 10:53



Stage 4 -- 4

	PTS	TIME	HIT FACTOR	STAGE POINTS	STAGE PERCENT	COMPETITOR # Name
1	151	23,66	6,3821	160,0000	100,00	11 Hanes, Drahomir
2	138	34,85	3,9598	99,2737	62,05	21 Spacek, Jaroslav
3	129	40,38	3,1947	80,0905	50,06	73 Wylon, Marcin
4	109	52,23	2,0869	52,3196	32,70	5 Wloczewski, Adam
5	119	59,89	1,9870	49,8139	31,13	72 Wylon, Marek

STANDARD -- Overall Stage Results

2 kolo SPL

Printed lipiec 20, 2008 at 10:53



Stage 4 -- 4

	PTS	TIME	HIT FACTOR	STAGE POINTS	STAGE PERCENT	COMPETITOR # Name
1	144	22,61	6,3689	160,0000	100,00	58 Sioda, Wieslaw
2	148	28,31	5,2278	131,3348	82,08	62 Zdzitowiecki, Andrzej
3	138	28,13	4,9058	123,2445	77,03	32 Kebo, Vekoslav
4	144	30,70	4,6906	117,8371	73,65	22 Burzec, Wieslaw
5	130	27,83	4,6712	117,3514	73,34	63 Szabo, Alexander
6	129	28,85	4,4714	112,3316	70,21	39 Sanecznik, Krzysztof
7	151	34,15	4,4217	111,0822	69,43	29 Gaweda, Boguslaw
8	106	24,29	4,3639	109,6318	68,52	69 Znamirowski, Slawomir
9	121	27,91	4,3354	108,9140	68,07	9 Chudoba, Michal
10	122	30,33	4,0224	101,0521	63,16	60 Szymanski, Darek
11	106	28,38	3,7350	93,8321	58,65	27 Madajewski, Leszek
12	128	35,03	3,6540	91,7969	57,37	51 Szymanski, Piotr
13	138	39,28	3,5132	88,2604	55,16	3 Lozinski, Pawel
14	131	39,51	3,3156	83,2957	52,06	19 Ruskiewicz, Pawel
15	146	45,90	3,1808	79,9095	49,94	50 Michalowski, Krzysztof
16	120	39,72	3,0211	75,8979	47,44	47 Bieniasz, Grzegorz
17	94	33,29	2,8237	70,9369	44,34	77 Buszkiewicz, Lechoslaw
18	85	31,14	2,7296	68,5738	42,86	16 Bielski, Jaroslaw
19	86	31,69	2,7138	68,1764	42,61	6 Karas, Rafal
20	143	52,75	2,7109	68,1039	42,56	15 Schuppik, Dariusz
21	107	40,88	2,6174	65,7553	41,10	59 Sioda, Katarzyna
22	84	32,35	2,5966	65,2324	40,77	52 Lazarowicz, Maciej
23	65	27,67	2,3491	59,0150	36,88	23 Noga, Tadeusz
24	119	53,12	2,2402	56,2791	35,17	68 Debski, Jaroslaw
25	150	70,89	2,1160	53,1575	33,22	4 Pilch, Janusz
26	61	29,10	2,0962	52,6617	32,91	18 Cichacz, Wlodzimierz
27	64	32,34	1,9790	49,7162	31,07	82 Pavlik, Peter
28	93	47,17	1,9716	49,5308	30,96	35 Lozinska, Aniela
29	82	43,27	1,8951	47,6086	29,76	64 Figei, Tibor
30	94	50,11	1,8759	47,1261	29,45	78 Sanecznik, Szymon
31	41	36,16	1,1338	28,4848	17,80	48 Socha, Gracjan
32	41	43,13	0,9506	23,8815	14,93	7 Kuc, Maciej
33	29	36,01	0,8053	20,2317	12,64	24 Baluszynska, Agnieszka

PRODUCTION -- Overall Stage Results

2 kolo SPL

Printed lipiec 20, 2008 at 10:53



Stage 4 -- 4

	PTS	TIME	HIT FACTOR	STAGE POINTS	STAGE PERCENT	COMPETITOR # Name
1	128	24,70	5,1822	160,0000	100,00	81 Ciurzynski, Pawel
2	123	27,15	4,5304	139,8757	87,42	34 Sokolowski, Leszek
3	120	27,41	4,3780	135,1697	84,48	53 Spychala, Maciek
4	106	24,58	4,3124	133,1469	83,22	61 Redecker, Tomasz
5	123	29,09	4,2283	130,5475	81,59	65 Malcharek, Tomasz
6	144	34,09	4,2241	130,4195	81,51	42 Wasilewski, Artur
7	134	32,24	4,1563	128,3266	80,20	26 Baluszynski, Grzegorz
8	125	31,52	3,9657	122,4421	76,53	28 Nizewicz, Witold
9	87	21,98	3,9581	122,2077	76,38	57 Lewandowski, Przemyslaw
10	134	34,26	3,9113	120,7604	75,48	10 Sefranko, Karol
11	132	34,27	3,8518	118,9233	74,33	2 Kubicz, Zbigniew
12	113	29,50	3,8305	118,2670	73,92	71 Jacek, Zdzislaw
13	103	27,36	3,7646	116,2326	72,65	14 Jansky, Peter
14	136	36,43	3,7332	115,2621	72,04	37 Micinski, Bohdan
15	124	33,53	3,6982	114,1813	71,36	76 Miklaszewski, Robert
16	107	29,05	3,6833	113,7220	71,08	1 Kucharski, Tomasz
17	131	35,62	3,6777	113,5493	70,97	54 Kwiecien, Stanislaw
18	117	34,31	3,4101	105,2864	65,80	8 Wrona, Robert
19	142	44,84	3,1668	97,7754	61,11	83 Entl, Zdenek
20	138	46,30	2,9806	92,0248	57,52	75 Kucharski, Leszek
21	124	41,61	2,9801	92,0091	57,51	56 Wochnik, Michal
22	115	41,02	2,8035	86,5584	54,10	38 Kolakowski, Jan
23	113	40,66	2,7791	85,8061	53,63	55 Jaremek, Bortosz
24	114	41,25	2,7636	85,3273	53,33	17 Borkowski, Lukasz
25	108	39,78	2,7149	83,8235	52,39	41 Golkowski, Marcin
26	128	47,59	2,6896	83,0427	51,90	31 Korzeniowski, Jaroslaw
27	144	56,09	2,5673	79,2655	49,54	44 Cias, Mikolaj
28	120	48,13	2,4932	76,9790	48,11	20 Stobnicki, Rafal
29	102	40,92	2,4927	76,9611	48,10	43 Wilczynski, Artur
30	133	54,17	2,4552	75,8053	47,38	13 Sutara, Matej
31	78	33,87	2,3029	71,1027	44,44	40 Trawinski, Artur
32	73	31,74	2,2999	71,0106	44,38	25 Baluszynski, Piotr
33	122	53,69	2,2723	70,1574	43,85	36 Bazala, Marcin
34	72	32,02	2,2486	69,4254	43,39	33 Mizuro, Maciej
35	110	50,35	2,1847	67,4528	42,16	49 Bekier, Piotr
36	88	41,89	2,1007	64,8604	40,54	66 Zawislak, Marek
37	93	52,96	1,7560	54,2178	33,89	45 Dudek, Konrad
38	76	49,16	1,5460	47,7319	29,83	80 Simkiewicz, Tomasz
39	57	37,38	1,5249	47,0807	29,43	79 Namyslak, Krzysztof
40	68	48,47	1,4029	43,3155	27,07	74 Pietak, Grzegorz
41	61	47,06	1,2962	40,0207	25,01	46 Olubiec, Piotr
42	28	29,45	0,9508	29,3548	18,35	67 Zimny, Maciej
43	22	64,24	0,3425	10,5736	6,61	70 Prokop, Katarzyna

MODIFIED -- Overall Stage Results

2 kolo SPL

Printed lipiec 20, 2008 at 10:53



Stage 4 -- 4

	PTS	TIME	HIT FACTOR	STAGE POINTS	STAGE PERCENT	COMPETITOR # Name
1	133	56,42	2,3573	160,0000	100,00	12 Tretina, Robert

OPEN -- Overall Stage Results

2 kolo SPL

Printed lipiec 20, 2008 at 10:53



Stage 5 -- 5

	PTS	TIME	HIT FACTOR	STAGE POINTS	STAGE PERCENT	COMPETITOR # Name
1	43	5,46	7,8755	45,0000	100,00	73 Wylon, Marcin
2	45	7,30	6,1644	35,2230	78,27	5 Wloczewski, Adam
3	30	5,27	5,6926	32,5273	72,28	11 Hanes, Drahomir
4	41	7,92	5,1768	29,5798	65,73	21 Spacek, Jaroslav
5	23	4,89	4,7035	26,8754	59,72	72 Wylon, Marek

STANDARD -- Overall Stage Results

2 kolo SPL

Printed lipiec 20, 2008 at 10:53




Stage 5 -- 5

	PTS	TIME	HIT FACTOR	STAGE POINTS	STAGE PERCENT	COMPETITOR # Name
1	44	5,39	8,1633	45,0000	100,00	6 Karas, Rafal
2	45	6,58	6,8389	37,6995	83,78	50 Michalowski, Krzysztof
3	45	6,73	6,6865	36,8592	81,91	82 Pavlik, Peter
4	43	6,52	6,5951	36,3554	80,79	23 Noga, Tadeusz
5	41	6,49	6,3174	34,8247	77,39	69 Znamirowski, Slawomir
6	44	7,27	6,0523	33,3631	74,14	18 Cichacz, Wlodzimierz
7	45	7,53	5,9761	32,9432	73,21	63 Szabo, Alexander
8	44	7,51	5,8589	32,2969	71,77	29 Gaweda, Boguslaw
9	42	7,20	5,8333	32,1563	71,46	60 Szymanski, Darek
10	43	7,40	5,8108	32,0321	71,18	32 Kebo, Vekoslav
11	45	7,84	5,7398	31,6406	70,31	19 Ruszkiewicz, Pawel
12	43	7,54	5,7029	31,4373	69,86	27 Madajewski, Leszek
13	43	7,73	5,5627	30,6646	68,14	62 Zdzitowiecki, Andrzej
14	44	8,20	5,3659	29,5793	65,73	16 Bielinski, Jaroslaw
15	43	8,30	5,1807	28,5587	63,46	59 Sioda, Katarzyna
16	45	9,56	4,7071	25,9480	57,66	15 Schuppik, Dariusz
17	43	9,62	4,4699	24,6401	54,76	39 Sanecznic, Krzystof
18	30	6,77	4,4313	24,4276	54,28	58 Sioda, Wieslaw
19	37	8,88	4,1667	22,9687	51,04	47 Bieniasz, Grzegorz
20	45	11,00	4,0909	22,5511	50,11	4 Pilch, Janusz
21	39	9,61	4,0583	22,3712	49,71	35 Lozinska, Aniela
22	41	10,77	3,8069	20,9854	46,63	7 Kuc, Maciej
23	33	9,05	3,6464	20,1008	44,67	51 Szymanski, Piotr
24	26	7,29	3,5665	19,6605	43,69	77 Buszkiewicz, Lechoslaw
25	26	7,96	3,2663	18,0057	40,01	9 Chudoba, Michal
26	43	13,44	3,1994	17,6367	39,19	68 Debski, Jaroslaw
27	37	12,77	2,8974	15,9720	35,49	48 Socha, Gracjan
28	24	8,64	2,7778	15,3125	34,03	3 Lozinski, Pawel
29	24	8,69	2,7618	15,2244	33,83	22 Burzec, Wieslaw
30	31	11,88	2,6094	14,3845	31,97	64 Figei, Tibor
31	29	14,34	2,0223	11,1480	24,77	78 Sanecznic, Szymon
32	21	12,36	1,6990	9,3659	20,81	24 Baluszynska, Agnieszka
33	0	10,96	0,0000	0,0000	0,00	52 Lazarowicz, Maciej

PRODUCTION -- Overall Stage Results**2 kolo SPL**

Printed lipiec 20, 2008 at 10:53

**Stage 5 -- 5**

	PTS	TIME	HIT FACTOR	STAGE POINTS	STAGE PERCENT	COMPETITOR # Name
1	41	5,44	7,5368	45,0000	100,00	61 Redecki, Tomasz
2	43	6,05	7,1074	42,4366	94,30	54 Kwiecien, Stanislaw
3	39	5,75	6,7826	40,4971	89,99	34 Sokolowski, Leszek
4	43	6,36	6,7610	40,3682	89,71	81 Ciurzynski, Pawel
5	45	6,92	6,5029	38,8270	86,28	38 Kolakowski, Jan
6	43	6,73	6,3893	38,1488	84,78	33 Mizuro, Maciej
7	43	7,32	5,8743	35,0740	77,94	42 Wasilewski, Artur
8	43	7,52	5,7181	34,1412	75,87	44 Cias, Mikolaj
9	45	8,23	5,4678	32,6468	72,55	36 Bazala, Marcin
10	37	6,77	5,4653	32,6318	72,52	67 Zimny, Maciej
11	43	8,20	5,2439	31,3099	69,58	65 Malcharek, Tomasz
12	39	7,52	5,1862	30,9652	68,81	76 Miklaszewski, Robert
13	39	7,83	4,9808	29,7393	66,09	53 Spychala, Maciek
14	45	9,10	4,9451	29,5256	65,61	41 Golkowski, Marcin
15	43	8,75	4,9143	29,3419	65,20	17 Borkowski, Lukasz
16	39	8,33	4,6819	27,9542	62,12	28 Nizewicz, Witold
17	39	8,33	4,6819	27,9542	62,12	66 Zawislak, Marek
18	41	8,89	4,6119	27,5366	61,19	8 Wrona, Robert
19	45	9,81	4,5872	27,3887	60,86	45 Dudek, Konrad
20	43	9,51	4,5216	26,9970	59,99	55 Jaremek, Bortosz
21	28	6,22	4,5016	26,8779	59,73	57 Lewandowski, Przemyslaw
22	39	8,71	4,4776	26,7346	59,41	37 Micinski, Bohdan
23	41	9,69	4,2312	25,2632	56,14	1 Kucharski, Tomasz
24	26	6,30	4,1270	24,6411	54,76	10 Sefranko, Karol
25	45	10,98	4,0984	24,4702	54,38	56 Wochnik, Michal
26	31	7,62	4,0682	24,2904	53,98	71 Jacek, Zdzislaw
27	41	10,16	4,0354	24,0945	53,54	80 Simkiewicz, Tomasz
28	41	10,17	4,0315	24,0708	53,49	79 Namyslak, Krzysztof
29	41	10,43	3,9310	23,4708	52,16	25 Baluszynski, Piotr
30	45	11,68	3,8527	23,0037	51,12	26 Baluszynski, Grzegorz
31	31	8,40	3,6905	22,0348	48,97	14 Jansky, Peter
32	37	10,06	3,6779	21,9599	48,80	75 Kucharski, Leszek
33	35	11,56	3,0277	18,0775	40,17	83 Entl, Zdenek
34	29	9,79	2,9622	17,6865	39,30	40 Trawinski, Artur
35	33	11,48	2,8746	17,1633	38,14	20 Stobnicki, Rafal
36	31	12,01	2,5812	15,4115	34,25	2 Kubicz, Zbigniew
37	43	17,31	2,4841	14,8320	32,96	70 Prokop, Katarzyna
38	28	11,86	2,3609	14,0962	31,32	13 Sutara, Matej
39	39	17,87	2,1824	13,0307	28,96	43 Wilczynski, Artur
40	25	12,06	2,0730	12,3771	27,50	46 Olubiec, Piotr
41	31	22,56	1,3741	8,2045	18,23	31 Korzeniowski, Jaroslaw
42	25	18,81	1,3291	7,9356	17,63	49 Bekier, Piotr
43	23	18,20	1,2637	7,5454	16,77	74 Pietak, Grzegorz

MODIFIED -- Overall Stage Results

2 kolo SPL

Printed lipiec 20, 2008 at 10:53



Stage 5 -- 5

	PTS	TIME	HIT FACTOR	STAGE POINTS	STAGE PERCENT	COMPETITOR # Name
1	17	12,38	1,3732	45,0000	100,00	12 Tretina, Robert

OPEN -- Overall Stage Results

2 kolo SPL

Printed lipiec 20, 2008 at 10:53



Stage 6 -- 6

	PTS	TIME	HIT FACTOR	STAGE POINTS	STAGE PERCENT	COMPETITOR # Name
1	88	14,80	5,9459	90,0000	100,00	73 Wylon, Marcin
2	86	16,99	5,0618	76,6173	85,13	11 Hanes, Drahomir
3	89	18,06	4,9280	74,5923	82,88	21 Spacek, Jaroslav
4	69	18,74	3,6820	55,7315	61,92	72 Wylon, Marek
5	80	25,33	3,1583	47,8053	53,12	5 Wloczewski, Adam

STANDARD -- Overall Stage Results

2 kolo SPL

Printed lipiec 20, 2008 at 10:53



Stage 6 -- 6

	PTS	TIME	HIT FACTOR	STAGE POINTS	STAGE PERCENT	COMPETITOR # Name
1	86	16,75	5,1343	90,0000	100,00	63 Szabo, Alexander
2	89	17,84	4,9888	87,4488	97,17	62 Zdzitowiecki, Andrzej
3	88	17,87	4,9245	86,3211	95,91	16 Bielinski, Jaroslaw
4	85	17,79	4,7780	83,7533	93,06	39 Sanecznik, Krzystof
5	84	17,98	4,6719	81,8933	90,99	69 Znamirowski, Slawomir
6	77	16,55	4,6526	81,5552	90,62	23 Noga, Tadeusz
7	84	18,15	4,6281	81,1263	90,14	50 Michalowski, Krzysztof
8	84	18,50	4,5405	79,5915	88,43	60 Szymanski, Darek
9	88	20,38	4,3180	75,6898	84,10	29 Gaweda, Boguslaw
10	78	18,15	4,2975	75,3315	83,70	9 Chudoba, Michal
11	86	20,10	4,2786	75,0000	83,33	51 Szymanski, Piotr
12	83	19,42	4,2739	74,9183	83,24	48 Socha, Gracjan
13	86	20,38	4,2198	73,9696	82,19	3 Lozinski, Pawel
14	88	21,34	4,1237	72,2848	80,32	52 Lazarowicz, Maciej
15	69	17,46	3,9519	69,2730	76,97	19 Ruszkiewicz, Pawel
16	83	21,22	3,9114	68,5633	76,18	18 Cichacz, Wlodzimierz
17	82	21,57	3,8016	66,6381	74,04	82 Pavlik, Peter
18	80	21,91	3,6513	64,0039	71,12	7 Kuc, Maciej
19	70	19,55	3,5806	62,7639	69,74	58 Sioda, Wieslaw
20	78	21,84	3,5714	62,6038	69,56	24 Baluszynska, Agnieszka
21	85	24,15	3,5197	61,6965	68,55	27 Madajewski, Leszek
22	63	18,88	3,3369	58,4921	64,99	22 Burzec, Wieslaw
23	88	26,75	3,2897	57,6657	64,07	15 Schuppik, Dariusz
24	74	22,86	3,2371	56,7433	63,05	32 Kebo, Vekoslav
25	87	27,35	3,1810	55,7597	61,96	4 Pilch, Janusz
26	86	27,16	3,1664	55,5044	61,67	47 Bieniasz, Grzegorz
27	56	18,57	3,0156	52,8610	58,73	77 Buszkiewicz, Lechoslaw
28	84	28,06	2,9936	52,4748	58,31	59 Sioda, Katarzyna
29	83	27,95	2,9696	52,0541	57,84	6 Karas, Rafal
30	76	25,71	2,9560	51,8168	57,57	35 Lozinska, Aniela
31	69	23,55	2,9299	51,3591	57,07	64 Figei, Tibor
32	58	30,89	1,8776	32,9131	36,57	68 Debski, Jaroslaw
33	36	22,01	1,6356	28,6709	31,86	78 Sanecznik, Szymon

PRODUCTION -- Overall Stage Results**2 kolo SPL**

Printed lipiec 20, 2008 at 10:53

**Stage 6 -- 6**

	PTS	TIME	HIT FACTOR	STAGE POINTS	STAGE PERCENT	COMPETITOR # Name
1	86	15,68	5,4847	90,0000	100,00	42 Wasilewski, Artur
2	76	14,03	5,4170	88,8886	98,77	57 Lewandowski, Przemyslaw
3	88	17,23	5,1074	83,8084	93,12	14 Jansky, Peter
4	86	16,93	5,0797	83,3550	92,62	81 Ciurzynski, Pawel
5	76	14,97	5,0768	83,3071	92,56	17 Borkowski, Lukasz
6	84	16,93	4,9616	81,4165	90,46	33 Mizuro, Maciej
7	88	18,63	4,7236	77,5104	86,12	54 Kwiecien, Stanislaw
8	67	15,06	4,4489	73,0029	81,11	34 Sokolowski, Leszek
9	66	15,01	4,3971	72,1528	80,17	61 Redecker, Tomasz
10	84	19,31	4,3501	71,3817	79,31	71 Jacek, Zdzislaw
11	82	19,79	4,1435	67,9921	75,55	79 Namyslak, Krzysztof
12	72	17,49	4,1166	67,5512	75,06	26 Baluszynski, Grzegorz
13	69	16,82	4,1023	67,3152	74,79	28 Nizewicz, Witold
14	82	20,05	4,0898	67,1104	74,57	10 Sefranko, Karol
15	82	20,32	4,0354	66,2186	73,58	37 Micinski, Bohdan
16	82	20,34	4,0315	66,1535	73,50	40 Trawinski, Artur
17	82	20,55	3,9903	65,4775	72,75	41 Golkowski, Marcin
18	71	18,44	3,8503	63,1811	70,20	53 Sychala, Maciej
19	78	20,70	3,7681	61,8321	68,70	80 Simkiewicz, Tomasz
20	71	19,37	3,6655	60,1477	66,83	43 Wilczynski, Artur
21	84	22,92	3,6649	60,1388	66,82	1 Kucharski, Tomasz
22	78	21,40	3,6449	59,8096	66,46	31 Korzeniowski, Jaroslaw
23	84	23,41	3,5882	58,8800	65,42	8 Wrona, Robert
24	74	21,44	3,4515	56,6366	62,93	74 Pietak, Grzegorz
25	74	21,74	3,4039	55,8550	62,06	38 Kolakowski, Jan
26	84	24,69	3,4022	55,8275	62,03	46 Olubiec, Piotr
27	68	20,04	3,3932	55,6803	61,87	65 Malcharek, Tomasz
28	84	25,19	3,3347	54,7194	60,80	66 Zawislak, Marek
29	86	26,45	3,2514	53,3535	59,28	55 Jaremek, Bortosz
30	67	20,81	3,2196	52,8315	58,70	76 Miklaszewski, Robert
31	72	22,66	3,1774	52,1390	57,93	67 Zimny, Maciej
32	68	21,66	3,1394	51,5158	57,24	25 Baluszynski, Piotr
33	86	27,48	3,1295	51,3537	57,06	20 Stobnicki, Rafal
34	88	28,94	3,0408	49,8970	55,44	36 Bazala, Marcin
35	86	29,50	2,9153	47,8373	53,15	45 Dudek, Konrad
36	63	22,15	2,8442	46,6721	51,86	44 Cias, Mikolaj
37	50	19,90	2,5126	41,2294	45,81	49 Bekier, Piotr
38	59	24,89	2,3704	38,8971	43,22	56 Wochnik, Michal
39	50	23,57	2,1213	34,8097	38,68	13 Sutara, Matej
40	64	31,55	2,0285	33,2867	36,99	83 Entl, Zdenek
41	34	18,17	1,8712	30,7054	34,12	2 Kubicz, Zbigniew
42	70	44,90	1,5590	25,5824	28,42	70 Prokop, Katarzyna
43	14	21,28	0,6579	10,7956	12,00	75 Kucharski, Leszek

MODIFIED -- Overall Stage Results

2 kolo SPL

Printed lipiec 20, 2008 at 10:53




Stage 6 -- 6

	PTS	TIME	HIT FACTOR	STAGE POINTS	STAGE PERCENT	COMPETITOR # Name
1	57	23,38	2,4380	90,0000	100,00	12 Tretina, Robert

OPEN -- Overall Stage Results

2 kolo SPL

Printed lipiec 20, 2008 at 10:53



Stage 7 -- 7

	PTS	TIME	HIT FACTOR	STAGE POINTS	STAGE PERCENT	COMPETITOR # Name
1	42	5,53	7,5949	45,0000	100,00	73 Wylon, Marcin
2	43	5,67	7,5838	44,9339	99,85	72 Wylon, Marek
3	43	6,46	6,6563	39,4389	87,64	21 Spacek, Jaroslav
4	28	5,34	5,2434	31,0674	69,04	11 Hanes, Drahomir
5	39	14,68	2,6567	15,7408	34,98	5 Wloczewski, Adam

STANDARD -- Overall Stage Results

2 kolo SPL

Printed lipiec 20, 2008 at 10:53



Stage 7 -- 7

	PTS	TIME	HIT FACTOR	STAGE POINTS	STAGE PERCENT	COMPETITOR # Name
1	43	6,25	6,8800	45,0000	100,00	27 Madajewski, Leszek
2	42	6,20	6,7742	44,3080	98,46	39 Sanecznik, Krzysztof
3	42	6,31	6,6561	43,5355	96,75	18 Cichacz, Wlodzimierz
4	44	7,70	5,7143	37,3754	83,06	60 Szymanski, Darek
5	43	7,58	5,6728	37,1042	82,45	69 Znamirovski, Slawomir
6	39	6,92	5,6358	36,8623	81,92	77 Buszkiewicz, Lechoslaw
7	40	7,13	5,6101	36,6940	81,54	22 Burzec, Wieslaw
8	42	7,51	5,5925	36,5791	81,29	62 Zdzitowiecki, Andrzej
9	39	7,19	5,4242	35,4781	78,84	63 Szabo, Alexander
10	38	7,01	5,4208	35,4560	78,79	16 Bielinski, Jaroslaw
11	42	7,77	5,4054	35,3551	78,57	29 Gaweda, Boguslaw
12	43	8,07	5,3284	34,8513	77,45	3 Lozinski, Pawel
13	41	8,66	4,7344	30,9664	68,81	23 Noga, Tadeusz
14	35	7,45	4,6980	30,7281	68,28	9 Chudoba, Michal
15	33	7,08	4,6610	30,4863	67,75	82 Pavlik, Peter
16	41	8,80	4,6591	30,4737	67,72	15 Schuppik, Dariusz
17	27	6,13	4,4046	28,8089	64,02	50 Michalowski, Krzysztof
18	41	9,57	4,2842	28,0218	62,27	47 Bieniasz, Grzegorz
19	41	9,57	4,2842	28,0218	62,27	35 Lozinska, Aniela
20	31	7,39	4,1949	27,4373	60,97	32 Kebo, Vekoslav
21	39	9,92	3,9315	25,7144	57,14	19 Ruszkiewicz, Pawel
22	43	11,84	3,6318	23,7542	52,79	24 Baluszynska, Agnieszka
23	37	10,19	3,6310	23,7493	52,78	6 Karas, Rafal
24	44	12,17	3,6154	23,6476	52,55	4 Pilch, Janusz
25	26	7,83	3,3206	21,7188	48,26	58 Sioda, Wieslaw
26	26	7,84	3,3163	21,6911	48,20	59 Sioda, Katarzyna
27	25	7,56	3,3069	21,6293	48,07	51 Szymanski, Piotr
28	20	8,09	2,4722	16,1698	35,93	7 Kuc, Maciej
29	32	14,44	2,2161	14,4946	32,21	48 Socha, Gracjan
30	33	15,38	2,1456	14,0340	31,19	64 Figei, Tibor
31	7	11,47	0,6103	3,9917	8,87	68 Debski, Jaroslaw
32	5	11,96	0,4181	2,7344	6,08	52 Lazarowicz, Maciej
33	1	6,56	0,1524	0,9971	2,22	78 Sanecznik, Szymon

PRODUCTION -- Overall Stage Results**2 kolo SPL**

Printed lipiec 20, 2008 at 10:53

**Stage 7 -- 7**

	PTS	TIME	HIT FACTOR	STAGE POINTS	STAGE PERCENT	COMPETITOR # Name
1	43	6,97	6,1693	45,0000	100,00	37 Micinski, Bohdan
2	39	6,48	6,0185	43,9002	97,56	67 Zimny, Maciej
3	33	5,51	5,9891	43,6857	97,08	57 Lewandowski, Przemyslaw
4	35	5,86	5,9727	43,5660	96,81	33 Mizuro, Maciej
5	37	6,24	5,9295	43,2508	96,11	54 Kwiecien, Stanislaw
6	41	7,01	5,8488	42,6621	94,80	14 Jansky, Peter
7	37	6,41	5,7722	42,1037	93,56	76 Miklaszewski, Robert
8	33	5,74	5,7491	41,9352	93,19	34 Sokolowski, Leszek
9	45	7,96	5,6533	41,2360	91,64	42 Wasilewski, Artur
10	39	7,06	5,5241	40,2937	89,54	74 Pietak, Grzegorz
11	33	6,52	5,0613	36,9184	82,04	40 Trawinski, Artur
12	41	8,16	5,0245	36,6497	81,44	26 Baluszynski, Grzegorz
13	39	7,81	4,9936	36,4242	80,94	81 Ciurzynski, Pawel
14	39	7,82	4,9872	36,3777	80,84	53 Spychala, Maciek
15	39	8,05	4,8447	35,3383	78,53	31 Korzeniowski, Jaroslaw
16	27	5,62	4,8043	35,0432	77,87	38 Kolakowski, Jan
17	39	8,18	4,7677	34,7767	77,28	17 Borkowski, Lukasz
18	39	8,19	4,7619	34,7342	77,19	41 Golkowski, Marcin
19	37	7,84	4,7194	34,4241	76,50	8 Wrona, Robert
20	45	9,66	4,6584	33,9791	75,51	71 Jacek, Zdzislaw
21	39	8,60	4,5349	33,0783	73,51	75 Kucharski, Leszek
22	43	9,66	4,4513	32,4689	72,15	49 Bekier, Piotr
23	33	7,86	4,1985	30,6244	68,05	61 Redeki, Tomasz
24	37	8,92	4,1480	30,2562	67,24	65 Malcharek, Tomasz
25	37	9,04	4,0929	29,8545	66,34	79 Namyslak, Krzysztof
26	31	7,78	3,9846	29,0642	64,59	44 Cias, Mikolaj
27	41	10,33	3,9690	28,9508	64,34	20 Stobnicki, Rafal
28	39	10,16	3,8386	27,9993	62,22	66 Zawislak, Marek
29	39	10,50	3,7143	27,0927	60,21	2 Kubicz, Zbigniew
30	35	9,52	3,6765	26,8169	59,59	10 Sefranko, Karol
31	39	11,01	3,5422	25,8377	57,42	83 Entl, Zdenek
32	35	9,91	3,5318	25,7615	57,25	1 Kucharski, Tomasz
33	35	10,21	3,4280	25,0046	55,57	45 Dudek, Konrad
34	33	9,79	3,3708	24,5871	54,64	36 Bazala, Marcin
35	33	10,02	3,2934	24,0228	53,38	55 Jaremek, Bortosz
36	31	12,10	2,5620	18,6876	41,53	56 Wochnik, Michal
37	25	10,51	2,3787	17,3506	38,56	28 Nizewicz, Witold
38	20	8,58	2,3310	17,0028	37,78	43 Wilczynski, Artur
39	26	14,68	1,7711	12,9189	28,71	13 Sutara, Matej
40	18	10,85	1,6590	12,1010	26,89	25 Baluszynski, Piotr
41	16	13,92	1,1494	8,3841	18,63	46 Olubiec, Piotr
42	26	34,83	0,7465	5,4450	12,10	70 Prokop, Katarzyna
43	0	17,75	0,0000	0,0000	0,00	80 Simkiewicz, Tomasz

MODIFIED -- Overall Stage Results

2 kolo SPL

Printed lipiec 20, 2008 at 10:53




Stage 7 -- 7

	PTS	TIME	HIT FACTOR	STAGE POINTS	STAGE PERCENT	COMPETITOR # Name
1	20	12,63	1,5835	45,0000	100,00	12 Tretina, Robert

OPEN -- Overall Stage Results

2 kolo SPL

Printed lipiec 20, 2008 at 10:53



Stage 8 -- 8

	PTS	TIME	HIT FACTOR	STAGE POINTS	STAGE PERCENT	COMPETITOR # Name
1	150	26,04	5,7604	155,0000	100,00	11 Hanes, Drahomir
2	129	26,26	4,9124	132,1832	85,28	73 Wylon, Marcin
3	130	32,22	4,0348	108,5673	70,04	21 Spacek, Jaroslav
4	114	45,88	2,4847	66,8595	43,14	5 Wloczewski, Adam
5	0	18,03	0,0000	0,0000	0,00	72 Wylon, Marek

STANDARD -- Overall Stage Results

2 kolo SPL

Printed lipiec 20, 2008 at 10:53



Stage 8 -- 8

	PTS	TIME	HIT FACTOR	STAGE POINTS	STAGE PERCENT	COMPETITOR # Name
1	137	25,43	5,3873	155,0000	100,00	32 Kebo, Vekoslav
2	148	31,92	4,6366	133,4001	86,06	69 Znamirovski, Slawomir
3	116	25,10	4,6215	132,9664	85,78	16 Bielinski, Jaroslaw
4	129	28,93	4,4590	128,2918	82,77	9 Chudoba, Michal
5	143	32,62	4,3838	126,1274	81,37	50 Michalowski, Krzysztof
6	145	34,20	4,2398	121,9830	78,70	39 Saneczник, Krzystof
7	146	34,78	4,1978	120,7760	77,92	29 Gaweda, Boguslaw
8	147	36,40	4,0385	116,1913	74,96	22 Burzec, Wieslaw
9	149	37,82	3,9397	113,3502	73,13	19 Ruszkiewicz, Pawel
10	120	30,76	3,9012	112,2412	72,41	63 Szabo, Alexander
11	139	36,41	3,8176	109,8377	70,86	82 Pavlik, Peter
12	142	37,61	3,7756	108,6282	70,08	27 Madajewski, Leszek
13	141	37,62	3,7480	107,8345	69,57	47 Bieniasz, Grzegorz
14	125	33,76	3,7026	106,5283	68,73	18 Cichacz, Wlodzimierz
15	140	37,84	3,6998	106,4472	68,68	62 Zdzitowiecki, Andrzej
16	141	38,25	3,6863	106,0584	68,42	60 Szymanski, Darek
17	150	40,70	3,6855	106,0362	68,41	3 Lozinski, Pawel
18	139	38,10	3,6483	104,9657	67,72	51 Szymanski, Piotr
19	143	40,04	3,5714	102,7542	66,29	58 Sioda, Wieslaw
20	131	39,72	3,2981	94,8898	61,22	23 Noga, Tadeusz
21	122	40,53	3,0101	86,6045	55,87	52 Lazarowicz, Maciej
22	153	53,90	2,8386	81,6695	52,69	4 Pilch, Janusz
23	140	52,37	2,6733	76,9136	49,62	15 Schuppik, Dariusz
24	80	32,42	2,4676	70,9961	45,80	48 Socha, Gracjan
25	137	55,87	2,4521	70,5504	45,52	7 Kuc, Maciej
26	103	43,55	2,3651	68,0466	43,90	77 Buszkiewicz, Lechoslaw
27	106	46,55	2,2771	65,5154	42,27	59 Sioda, Katarzyna
28	99	44,26	2,2368	64,3549	41,52	78 Saneczник, Szymon
29	104	47,13	2,2067	63,4883	40,96	35 Lozinska, Aniela
30	108	51,05	2,1156	60,8675	39,27	68 Debski, Jaroslaw
31	122	63,89	1,9095	54,9395	35,44	24 Baluszynska, Agnieszka
32	79	53,51	1,4764	42,4766	27,40	64 Figei, Tibor
33	0	17,66	0,0000	0,0000	0,00	6 Karas, Rafal

PRODUCTION -- Overall Stage Results**2 kolo SPL**

Printed lipiec 20, 2008 at 10:53


**Stage 8 -- 8**

	PTS	TIME	HIT FACTOR	STAGE POINTS	STAGE PERCENT	COMPETITOR # Name
1	143	25,79	5,5448	155,0000	100,00	61 Redeki, Tomasz
2	139	26,01	5,3441	149,3900	96,38	54 Kwecien, Stanislaw
3	137	25,77	5,3163	148,6118	95,88	17 Borkowski, Lukasz
4	145	28,55	5,0788	141,9740	91,60	14 Jansky, Peter
5	127	26,99	4,7054	131,5370	84,86	34 Sokolowski, Leszek
6	135	29,38	4,5950	128,4485	82,87	57 Lewandowski, Przemyslaw
7	145	31,70	4,5741	127,8662	82,49	2 Kubicz, Zbigniew
8	149	32,88	4,5316	126,6781	81,73	42 Wasilewski, Artur
9	135	30,48	4,4291	123,8129	79,88	65 Malcharek, Tomasz
10	129	29,37	4,3922	122,7814	79,21	33 Mizuro, Maciej
11	134	30,63	4,3748	122,2939	78,90	26 Baluszynski, Grzegorz
12	126	29,69	4,2439	118,6335	76,54	81 Ciurzynski, Pawel
13	141	35,35	3,9887	111,5005	71,94	76 Miklaszewski, Robert
14	137	36,34	3,7700	105,3859	67,99	8 Wrona, Robert
15	135	36,59	3,6895	103,1379	66,54	25 Baluszynski, Piotr
16	117	33,37	3,5061	98,0114	63,23	79 Namyslak, Krzysztof
17	119	34,11	3,4887	97,5242	62,92	1 Kucharski, Tomasz
18	131	37,60	3,4840	97,3936	62,83	31 Korzeniowski, Jaroslaw
19	133	39,07	3,4041	95,1602	61,39	40 Trawinski, Artur
20	128	38,30	3,3420	93,4240	60,27	41 Golkowski, Marcin
21	124	37,57	3,3005	92,2630	59,52	10 Sefranko, Karol
22	113	34,35	3,2897	91,9600	59,33	28 Nizewicz, Witold
23	94	28,78	3,2662	91,3028	58,91	53 Sychala, Maciej
24	141	43,94	3,2089	89,7028	57,87	83 Entl, Zdenek
25	137	43,96	3,1165	87,1184	56,21	66 Zawislak, Marek
26	106	35,07	3,0225	84,4923	54,51	46 Olubiec, Piotr
27	143	48,18	2,9680	82,9691	53,53	44 Cias, Mikolaj
28	147	50,63	2,9034	81,1627	52,36	20 Stobnicki, Rafal
29	143	51,32	2,7864	77,8926	50,25	45 Dudek, Konrad
30	116	41,92	2,7672	77,3542	49,91	75 Kucharski, Leszek
31	114	41,21	2,7663	77,3302	49,89	67 Zimny, Maciej
32	127	45,93	2,7651	77,2955	49,87	74 Pietak, Grzegorz
33	118	43,49	2,7133	75,8472	48,93	56 Wochnik, Michal
34	94	35,22	2,6689	74,6080	48,13	71 Jacek, Zdzislaw
35	93	37,40	2,4866	69,5118	44,85	37 Micinski, Bohdan
36	99	43,02	2,3013	64,3297	41,50	49 Bekier, Piotr
37	105	49,44	2,1238	59,3687	38,30	43 Wilczynski, Artur
38	83	41,85	1,9833	55,4408	35,77	38 Kolakowski, Jan
39	109	56,19	1,9398	54,2269	34,99	13 Sutara, Matej
40	85	46,67	1,8213	50,9129	32,85	36 Bazala, Marcin
41	70	44,77	1,5635	43,7077	28,20	80 Simkiewicz, Tomasz
42	64	50,70	1,2623	35,2873	22,77	55 Jaremek, Bortosz
43	36	84,21	0,4275	11,9505	7,71	70 Prokop, Katarzyna

MODIFIED -- Overall Stage Results

2 kolo SPL

Printed lipiec 20, 2008 at 10:53



Stage 8 -- 8

	PTS	TIME	HIT FACTOR	STAGE POINTS	STAGE PERCENT	COMPETITOR # Name
1	112	51,86	2,1597	155,0000	100,00	12 Tretina, Robert

OPEN -- Overall Stage Results

2 kolo SPL

Printed lipiec 20, 2008 at 10:53



Stage 9 -- 9

	PTS	TIME	HIT FACTOR	STAGE POINTS	STAGE PERCENT	COMPETITOR # Name
1	65	10,43	6,2320	70,0000	100,00	11 Hanes, Drahomir
2	65	10,94	5,9415	66,7367	95,34	72 Wylon, Marek
3	53	13,23	4,0060	44,9972	64,28	21 Spacek, Jaroslav
4	45	14,03	3,2074	36,0266	51,47	73 Wylon, Marcin
5	47	22,70	2,0705	23,2563	33,22	5 Wloczewski, Adam

STANDARD -- Overall Stage Results

2 kolo SPL

Printed lipiec 20, 2008 at 10:53



Stage 9 -- 9

	PTS	TIME	HIT FACTOR	STAGE POINTS	STAGE PERCENT	COMPETITOR # Name
1	56	9,68	5,7851	70,0000	100,00	50 Michalowski, Krzysztof
2	58	10,74	5,4004	65,3445	93,35	9 Chudoba, Michal
3	65	12,21	5,3235	64,4144	92,02	62 Zdzitowiecki, Andrzej
4	63	12,54	5,0239	60,7895	86,84	51 Szymanski, Piotr
5	63	12,57	5,0119	60,6444	86,63	29 Gaweda, Boguslaw
6	65	13,28	4,8946	59,2244	84,61	16 Bielinski, Jaroslaw
7	62	12,83	4,8324	58,4723	83,53	18 Cichacz, Wlodzimierz
8	63	13,07	4,8202	58,3244	83,32	69 Znamirowski, Slawomir
9	68	14,20	4,7887	57,9437	82,78	63 Szabo, Alexander
10	51	10,87	4,6918	56,7709	81,10	39 Sanecznik, Krzystof
11	61	13,07	4,6672	56,4728	80,68	27 Madajewski, Leszek
12	54	11,69	4,6193	55,8939	79,85	77 Buszkiewicz, Lechoslaw
13	47	10,55	4,4550	53,9052	77,01	58 Sioda, Wieslaw
14	60	14,68	4,0872	49,4550	70,65	19 Ruskiewicz, Pawel
15	63	15,50	4,0645	49,1806	70,26	59 Sioda, Katarzyna
16	64	15,91	4,0226	48,6738	69,53	3 Lozinski, Pawel
17	60	16,04	3,7406	45,2618	64,66	15 Schupplik, Dariusz
18	50	14,21	3,5186	42,5757	60,82	35 Lozinska, Aniela
19	45	13,53	3,3259	40,2439	57,49	60 Szymanski, Darek
20	41	13,70	2,9927	36,2117	51,73	6 Karas, Rafal
21	43	14,38	2,9903	36,1822	51,69	48 Socha, Gracjan
22	42	17,87	2,3503	28,4387	40,63	82 Pavlik, Peter
23	25	11,49	2,1758	26,3272	37,61	22 Burzec, Wieslaw
24	35	18,67	1,8747	22,6835	32,40	4 Pilch, Janusz
25	47	26,82	1,7524	21,2043	30,29	47 Bieniasz, Grzegorz
26	26	17,57	1,4798	17,9055	25,58	7 Kuc, Maciej
27	21	15,73	1,3350	16,1538	23,08	24 Baluszynska, Agnieszka
28	18	20,04	0,8982	10,8683	15,53	64 Figei, Tibor
29	4	11,60	0,3448	4,1724	5,96	32 Kebo, Vekoslav
30	0	18,25	0,0000	0,0000	0,00	68 Debski, Jaroslaw
31	0	20,28	0,0000	0,0000	0,00	78 Sanecznik, Szymon
32	0	14,88	0,0000	0,0000	0,00	52 Lazarowicz, Maciej
33	0	9,81	0,0000	0,0000	0,00	23 Noga, Tadeusz

PRODUCTION -- Overall Stage Results**2 kolo SPL**

Printed lipiec 20, 2008 at 10:53

**Stage 9 -- 9**

	PTS	TIME	HIT FACTOR	STAGE POINTS	STAGE PERCENT	COMPETITOR # Name
1	64	10,45	6,1244	70,0000	100,00	57 Lewandowski, Przemyslaw
2	56	9,88	5,6680	64,7837	92,55	33 Mizuro, Maciej
3	62	11,14	5,5655	63,6123	90,87	10 Sefranko, Karol
4	68	12,49	5,4444	62,2273	88,90	42 Wasilewski, Artur
5	62	11,55	5,3680	61,3542	87,65	14 Jansky, Peter
6	62	11,56	5,3633	61,3011	87,57	54 Kwiecien, Stanislaw
7	66	13,23	4,9887	57,0188	81,46	1 Kucharski, Tomasz
8	56	12,73	4,3991	50,2799	71,83	17 Borkowski, Lukasz
9	58	14,50	4,0000	45,7188	65,31	8 Wrona, Robert
10	45	11,71	3,8429	43,9228	62,75	81 Ciurzynski, Pawel
11	54	14,09	3,8325	43,8043	62,58	26 Baluszynski, Grzegorz
12	56	14,93	3,7508	42,8709	61,24	65 Malcharek, Tomasz
13	68	18,46	3,6836	42,1029	60,15	28 Nizewicz, Witold
14	44	12,10	3,6364	41,5625	59,37	61 Redecker, Tomasz
15	64	17,72	3,6117	41,2810	58,97	83 Entl, Zdenek
16	62	17,60	3,5227	40,2637	57,52	55 Jaremek, Bortosz
17	62	18,98	3,2666	37,3362	53,34	45 Dudek, Konrad
18	58	18,24	3,1798	36,3444	51,92	74 Pietak, Grzegorz
19	45	14,50	3,1034	35,4714	50,67	41 Golkowski, Marcin
20	37	12,85	2,8794	32,9104	47,01	40 Trawinski, Artur
21	43	15,77	2,7267	31,1653	44,52	76 Miklaszewski, Robert
22	36	13,62	2,6432	30,2106	43,16	36 Bazala, Marcin
23	64	24,37	2,6262	30,0164	42,88	53 Sychala, Maciek
24	44	17,24	2,5522	29,1709	41,67	79 Namyslak, Krzysztof
25	41	16,73	2,4507	28,0106	40,02	25 Baluszynski, Piotr
26	23	9,51	2,4185	27,6428	39,49	38 Kolakowski, Jan
27	33	15,22	2,1682	24,7818	35,40	2 Kubicz, Zbigniew
28	24	11,21	2,1409	24,4703	34,96	37 Micinski, Bohdan
29	31	15,09	2,0543	23,4805	33,54	75 Kucharski, Leszek
30	19	9,40	2,0213	23,1026	33,00	34 Sokolowski, Leszek
31	29	18,84	1,5393	17,5935	25,13	56 Wochnik, Michal
32	33	21,60	1,5278	17,4620	24,95	13 Sutara, Matej
33	17	11,30	1,5044	17,1951	24,56	67 Zimny, Maciej
34	18	12,64	1,4241	16,2765	23,25	71 Jacek, Zdzislaw
35	25	20,61	1,2130	13,8642	19,81	66 Zawislak, Marek
36	14	12,90	1,0853	12,4043	17,72	43 Wilczynski, Artur
37	16	23,53	0,6800	7,7720	11,10	80 Simkiewicz, Tomasz
38	10	18,10	0,5525	6,3147	9,02	49 Bekier, Piotr
39	5	18,36	0,2723	3,1127	4,45	44 Cias, Mikołaj
40	0	17,41	0,0000	0,0000	0,00	46 Olubiec, Piotr
41	0	26,45	0,0000	0,0000	0,00	70 Prokop, Katarzyna
42	0	151,90	0,0000	0,0000	0,00	20 Stobnicki, Rafal
43	0	13,22	0,0000	0,0000	0,00	31 Korzeniowski, Jaroslaw

MODIFIED -- Overall Stage Results

2 kolo SPL

Printed lipiec 20, 2008 at 10:53



Stage 9 -- 9

	PTS	TIME	HIT FACTOR	STAGE POINTS	STAGE PERCENT	COMPETITOR # Name
1	16	20,07	0,7972	70,0000	100,00	12 Tretina, Robert