

OPEN -- Overall Stage Results

Cracow Open 2008

Printed wrzesień 25, 2008 at 9:46



Stage 1 --

	PTS	TIME	HIT FACTOR	STAGE POINTS	STAGE PERCENT	COMPETITOR # Name
1	73	6,91	10,5644	80,0000	100,00	40 Henes, Zdenek
2	74	10,00	7,4000	56,0373	70,05	101 Pixken, Erwin
3	68	9,42	7,2187	54,6642	68,33	98 Pedrana, Marco
4	72	10,28	7,0039	53,0377	66,30	157 Wylon, Marcin
5	75	10,79	6,9509	52,6363	65,80	158 Wylon, Marek
6	80	11,81	6,7739	51,2962	64,12	68 Kulis, Janusz
7	75	11,21	6,6905	50,6642	63,33	42 Homonicky, Martin
8	53	9,28	5,7112	43,2487	54,06	37 Hanes, Drahomir
9	68	12,03	5,6525	42,8044	53,51	152 Weglarczyk, Mariusz
10	77	16,47	4,6752	35,4032	44,25	23 Cucagna, Giulio Cesare

STANDARD -- Overall Stage Results**Cracow Open 2008**

Printed wrzesień 25, 2008 at 9:46

**Stage 1 --**

	PTS	TIME	HIT FACTOR	STAGE POINTS	STAGE PERCENT	COMPETITOR # Name
1	79	8,27	9,5526	80,0000	100,00	5 Batki, Gyorgy
2	75	8,06	9,3052	77,9282	97,41	60 Kopunec, Peter
3	77	8,47	9,0909	76,1335	95,17	146 Vaclavik, Jaroslav
4	76	8,42	9,0261	75,5910	94,49	119 Sioda, Wieslaw
5	77	8,76	8,7900	73,6131	92,02	179 Sanecznik, Szymon
6	79	9,11	8,6718	72,6235	90,78	39 Helan, Vit
7	76	8,99	8,4538	70,7982	88,50	121 Slunin, Andrej
8	78	9,55	8,1675	68,4006	85,50	161 Zdzitowiecki, Andrzej
9	78	9,59	8,1335	68,1153	85,14	19 Cieselski, Marcin
10	75	9,35	8,0214	67,1766	83,97	30 Gaweda, Boguslaw
11	76	9,61	7,9084	66,2306	82,79	82 Miglecz, Gyula
12	76	9,62	7,9002	66,1617	82,70	133 Szarvas, Peter
13	78	9,88	7,8947	66,1159	82,64	35 Grigorjev, Konstantin
14	74	9,39	7,8807	65,9986	82,50	153 Widla, Radoslaw
15	76	9,67	7,8594	65,8196	82,27	148 Velicko, Laurius
16	77	9,86	7,8093	65,4007	81,75	171 Burzec, Wieslaw
17	77	10,14	7,5937	63,5947	79,49	80 Michalowski, Krzysztof
18	78	10,43	7,4784	62,6295	78,29	15 Buskiewicz, Lechoslaw
19	72	9,78	7,3620	61,6541	77,07	53 Kohn, Miroslav
20	76	10,47	7,2588	60,7904	75,99	75 Madajewski, Leszek
21	60	8,48	7,0755	59,2548	74,07	165 Znamirovski, Slawek
22	74	10,46	7,0746	59,2473	74,06	92 Noga, Tadeusz
23	75	11,12	6,7446	56,4839	70,60	109 Ritvas, Alonas
24	74	11,08	6,6787	55,9320	69,92	120 Skowron, Marcin
25	79	11,94	6,6164	55,4104	69,26	174 RUSZKIEWICZ, PAWEL
26	78	11,84	6,5878	55,1711	68,96	69 Kunovsky, Lukas
27	76	12,04	6,3123	52,8634	66,08	16 Chan, Mario
28	72	11,49	6,2663	52,4784	65,60	24 Dabrowski, Darek
29	74	11,84	6,2500	52,3418	65,43	170 Koos, Zoltan
30	79	12,67	6,2352	52,2178	65,27	181 Molenda, Dariusz
31	78	12,59	6,1954	51,8845	64,86	26 Dlouha, Helena
32	66	10,82	6,0998	51,0840	63,86	108 Rehak, Michael
33	74	12,37	5,9822	50,0992	62,62	114 Sedina, Jiri
34	78	13,16	5,9271	49,6372	62,05	118 Sioda, Katarzyna
35	78	13,25	5,8868	49,3000	61,63	113 Schuppik, Dariusz
36	76	12,96	5,8642	49,1108	61,39	168 Kasal, Zdenek
37	77	13,36	5,7635	48,2673	60,33	87 Moller, Jerzy
38	74	13,05	5,6705	47,4886	59,36	74 Lozinsky, Pawel
39	75	13,68	5,4825	45,9138	57,39	167 Von Grawrock-Goes, Anton
40	70	13,76	5,0872	42,6038	53,25	2 Baluszynska, Agnieszka
41	76	14,97	5,0768	42,5168	53,15	73 Lozinska, Aniela
42	67	13,77	4,8657	40,7483	50,94	72 LAZAROWICZ, MACIEJ
43	70	14,53	4,8176	40,3460	50,43	50 Dose, Klaus-Peter
44	55	11,64	4,7251	39,5711	49,46	122 Socha, Gracjan
45	62	13,22	4,6899	39,2761	49,10	141 Tomczak, Andrzej
46	75	16,06	4,6700	39,1097	48,89	136 Szymanski, Dariusz

STANDARD -- Overall Stage Results

Cracow Open 2008

Printed wrzesień 25, 2008 at 9:46



Stage 1 --

	PTS	TIME	HIT FACTOR	STAGE POINTS	STAGE PERCENT	COMPETITOR # Name
47	76	17,23	4,4109	36,9400	46,17	97 Pazourkova, Lenka
48	58	13,71	4,2305	35,4290	44,29	178 Bielinski, Jaroslaw
49	46	12,67	3,6306	30,4053	38,01	11 Bieniasz, Grzegorz
50	68	19,11	3,5583	29,8000	37,25	95 Patena, Pawel
51	58	16,67	3,4793	29,1381	36,42	25 Debski, Jaroslaw
52	70	21,17	3,3066	27,6914	34,61	172 Rzadek, Krzystof
53	34	10,45	3,2536	27,2478	34,06	138 Swierczek, Zbigniew
54	80	27,94	2,8633	23,9791	29,97	143 Trocki, Sebastian
55	33	11,54	2,8596	23,9484	29,94	21 Clarke, Malcom
56	57	19,99	2,8514	23,8798	29,85	127 Spychala, Beata
57	58	25,34	2,2889	19,1686	23,96	22 Clarke, Pam
58	76	34,23	2,2203	18,5941	23,24	96 Pazourkova, Eva
59	0	0,00	0,0000	0,0000	0,00	112 Sanecznik, Krzysztof

PRODUCTION -- Overall Stage Results**Cracow Open 2008**

Printed wrzesień 25, 2008 at 9:46

**Stage 1 --**

	PTS	TIME	HIT FACTOR	STAGE POINTS	STAGE PERCENT	COMPETITOR # Name
1	76	9,00	8,4444	80,0000	100,00	29 Frolo, Milan
2	80	9,69	8,2559	78,2141	97,77	78 Michalak, Norbert
3	72	8,82	8,1633	77,3362	96,67	124 Sokolowski, Leszek
4	74	9,37	7,8975	74,8188	93,52	13 Borkowski, Lukasz
5	70	8,99	7,7864	73,7662	92,21	57 Kopiec, Karol
6	80	10,42	7,6775	72,7346	90,92	184 Acs, Stefan
7	70	9,21	7,6004	72,0041	90,01	180 Malcharek, Tomasz
8	72	9,62	7,4844	70,9049	88,63	128 Spychala, Maciej
9	74	9,97	7,4223	70,3162	87,90	54 Kolakowski, Jan
10	74	9,99	7,4074	70,1754	87,72	107 Redecker, Tomasz
11	74	10,06	7,3559	69,6871	87,11	86 Mizuro, Maciej
12	78	10,79	7,2289	68,4845	85,61	149 Volskii, Andrej
13	74	10,47	7,0678	66,9582	83,70	28 Eschler, Ronald
14	61	8,65	7,0520	66,8086	83,51	115 Sedy, Roman
15	57	8,17	6,9767	66,0955	82,62	173 Kwiecien, Stanislaw
16	66	9,66	6,8323	64,7270	80,91	14 Braun, Jurgen
17	64	9,38	6,8230	64,6392	80,80	83 Miklaszewski, Robert
18	74	10,94	6,7642	64,0816	80,10	155 Wochnik, Michal
19	66	9,94	6,6398	62,9037	78,63	34 Grigorjev, Kiril
20	80	12,07	6,6280	62,7916	78,49	61 Körner, Stanislaw
21	78	11,80	6,6102	62,6227	78,28	106 Holicky, Radovan
22	72	10,91	6,5995	62,5211	78,15	20 Ciurzynski, Pawel
23	70	10,84	6,4576	61,1769	76,47	49 Karpenko, Valerij
24	70	10,90	6,4220	60,8402	76,05	3 Baluszynski, Grzegorz
25	72	11,22	6,4171	60,7937	75,99	7 Bazarnik, Marcin
26	62	9,83	6,3072	59,7526	74,69	47 Kala, Richard
27	74	11,78	6,2818	59,5121	74,39	156 Wrona, Robert
28	80	13,01	6,1491	58,2548	72,82	17 Cias, Mikolaj
29	74	12,09	6,1208	57,9862	72,48	76 Mecwel, Przemyslaw
30	63	10,34	6,0928	57,7217	72,15	44 Hrciarik, Andrej
31	76	12,49	6,0849	57,6461	72,06	104 Poplawski, Grzegorz
32	72	11,86	6,0708	57,5131	71,89	67 Kucharski, Tomasz
33	60	9,98	6,0120	56,9560	71,20	55 Kolinski, Robert
34	70	11,85	5,9072	55,9627	69,95	32 Golkowski, Marcin
35	66	11,47	5,7541	54,5129	68,14	58 Kopiec, Marian
36	70	12,60	5,5556	52,6316	65,79	12 Bojaruniec, Robert
37	72	13,03	5,5257	52,3488	65,44	176 Jaros, Rafal
38	76	14,22	5,3446	50,6329	63,29	65 Kubicz, Zbigniew
39	68	12,91	5,2672	49,9001	62,38	145 Ullman, Josef
40	78	15,10	5,1656	48,9369	61,17	64 Kruger, Jurgen
41	61	11,88	5,1347	48,6443	60,81	130 Streltsov, Sergey
42	76	14,83	5,1247	48,5502	60,69	154 Wilczynski, Artur
43	76	15,04	5,0532	47,8723	59,84	182 Grabarczyk, Jacek
44	68	13,68	4,9708	47,0914	58,86	8 Bekier, Piotr
45	80	16,15	4,9536	46,9285	58,66	185 Jaremek, Bartosz
46	76	15,64	4,8593	46,0358	57,54	125 Soltys, Maciej

PRODUCTION -- Overall Stage Results

Cracow Open 2008

Printed wrzesień 25, 2008 at 9:46



Stage 1 --

	PTS	TIME	HIT FACTOR	STAGE POINTS	STAGE PERCENT	COMPETITOR # Name
47	57	11,84	4,8142	45,6081	57,01	56 Konik, Slawek
48	70	14,71	4,7587	45,0821	56,35	90 Munkiak, Maciej
49	78	16,66	4,6819	44,3546	55,44	4 Baluszynski, Piotr
50	64	13,95	4,5878	43,4635	54,33	175 Pajorski, Pawel
51	44	9,94	4,4266	41,9358	52,42	62 Korzeniowski, Jaroslaw
52	78	17,63	4,4243	41,9142	52,39	27 Dudek, Konrad
53	70	16,10	4,3478	41,1899	51,49	129 Stobnicki, Rafal
54	76	17,66	4,3035	40,7701	50,96	6 Bazala, Marcin
55	80	18,77	4,2621	40,3780	50,47	100 Pilch, Janusz
56	53	12,45	4,2570	40,3297	50,41	134 Szczepanski, Artur
57	74	17,81	4,1550	39,3629	49,20	177 Jaksa, Dariusz
58	66	16,71	3,9497	37,4185	46,77	135 Szpakowicz, Jarek
59	76	19,80	3,8384	36,3636	45,45	159 Zawislak, Marek
60	51	13,40	3,8060	36,0566	45,07	36 Guschyn, Borys
61	51	14,37	3,5491	33,6227	42,03	151 Wetzel, Thomas
62	25	7,74	3,2300	30,5998	38,25	71 Lewandowski, Przemyslaw
63	78	24,25	3,2165	30,4721	38,09	105 Prokop, Katka
64	62	20,65	3,0024	28,4440	35,55	183 Zdzislaw, Jacek
65	57	19,48	2,9261	27,7207	34,65	103 Poniedzialek, Piotr
66	17	14,57	1,1668	11,0537	13,82	70 Kwatyra, Marcin
67	14	12,75	1,0980	10,4025	13,00	81 Micinski, Bohdan

MODIFIED -- Overall Stage Results

Cracow Open 2008

Printed wrzesień 25, 2008 at 9:46



Stage 1 --

	PTS	TIME	HIT FACTOR	STAGE POINTS	STAGE PERCENT	COMPETITOR # Name
1	77	8,72	8,8303	80,0000	100,00	43 Horinek, Milos
2	78	9,78	7,9755	72,2556	90,32	93 Novak, Lubor
3	72	9,43	7,6352	69,1730	86,47	169 Szabo, Alexander
4	72	9,51	7,5710	68,5911	85,74	51 Klecanda, Kvido
5	74	10,95	6,7580	61,2256	76,53	33 Grecnar, Ondrej

OPEN -- Overall Stage Results

Cracow Open 2008

Printed wrzesień 25, 2008 at 9:46



Stage 2 --

	PTS	TIME	HIT FACTOR	STAGE POINTS	STAGE PERCENT	COMPETITOR # Name
1	43	2,91	14,7766	45,0000	100,00	101 Pixken, Erwin
2	40	2,91	13,7457	41,8605	93,02	40 Henes, Zdenek
3	41	3,48	11,7816	35,8791	79,73	37 Hanes, Drahomir
4	41	3,66	11,2022	34,1146	75,81	157 Wylon, Marcin
5	45	4,35	10,3448	31,5036	70,01	68 Kulis, Janusz
6	42	4,15	10,1205	30,8204	68,49	42 Homonicky, Martin
7	37	3,69	10,0271	30,5360	67,86	98 Pedrana, Marco
8	35	4,40	7,9545	24,2244	53,83	152 Weglarczyk, Mariusz
9	39	5,25	7,4286	22,6226	50,27	158 Wylon, Marek
10	42	6,54	6,4220	19,5573	43,46	23 Cucagna, Giulio Cesare

STANDARD -- Overall Stage Results**Cracow Open 2008**

Printed wrzesień 25, 2008 at 9:46

**Stage 2 --**

	PTS	TIME	HIT FACTOR	STAGE POINTS	STAGE PERCENT	COMPETITOR # Name
1	42	3,07	13,6808	45,0000	100,00	146 Vaclavik, Jaroslav
2	43	3,39	12,6844	41,7225	92,72	39 Helan, Vit
3	44	3,54	12,4294	40,8838	90,85	5 Batki, Gyorgy
4	44	3,56	12,3596	40,6541	90,34	75 Madajewski, Leszek
5	40	3,38	11,8343	38,9265	86,50	119 Sioda, Wieslaw
6	44	3,78	11,6402	38,2880	85,08	133 Szarvas, Peter
7	43	3,75	11,4667	37,7171	83,82	30 Gaweda, Boguslaw
8	39	3,47	11,2392	36,9689	82,15	35 Grigorjev, Konstantin
9	45	4,15	10,8434	35,6670	79,26	121 Slunin, Andrej
10	43	4,10	10,4878	34,4974	76,66	148 Velicko, Laurius
11	41	3,95	10,3797	34,1420	75,87	171 Burzec, Wieslaw
12	42	4,13	10,1695	33,4504	74,33	153 Widla, Radoslaw
13	45	4,44	10,1351	33,3374	74,08	108 Rehak, Michael
14	42	4,17	10,0719	33,1295	73,62	74 Lozinsky, Pawel
15	43	4,31	9,9768	32,8165	72,93	69 Kunovsky, Lukas
16	42	4,21	9,9762	32,8147	72,92	16 Chan, Mario
17	42	4,27	9,8361	32,3536	71,90	165 Znamirovski, Slawek
18	35	3,58	9,7765	32,1578	71,46	120 Skowron, Marcin
19	36	3,69	9,7561	32,0906	71,31	21 Clarke, Malcom
20	45	4,63	9,7192	31,9693	71,04	82 Miglecz, Gyula
21	40	4,13	9,6852	31,8575	70,79	179 Sanecznic, Szymon
22	41	4,24	9,6698	31,8068	70,68	15 Buskiewicz, Lechoslaw
23	44	4,61	9,5445	31,3945	69,77	87 Moller, Jerzy
24	39	4,22	9,2417	30,3986	67,55	138 Swierczek, Zbigniew
25	45	4,90	9,1837	30,2077	67,13	19 Cieselski, Marcin
26	43	4,69	9,1684	30,1576	67,02	167 Von Grawrock-Goes, Anton
27	37	4,04	9,1584	30,1246	66,94	114 Sedina, Jiri
28	43	4,72	9,1102	29,9660	66,59	24 Dabrowski, Darek
29	27	3,00	9,0000	29,6036	65,79	60 Kopunec, Peter
30	39	4,35	8,9655	29,4901	65,53	11 Bieniasz, Grzegorz
31	43	5,07	8,4813	27,8973	61,99	118 Sioda, Katarzyna
32	45	5,40	8,3333	27,4107	60,91	143 Trocki, Sebastian
33	39	4,74	8,2278	27,0637	60,14	168 Kasal, Zdenek
34	42	5,20	8,0769	26,5673	59,04	174 RUSZKIEWICZ, PAWEL
35	43	5,51	7,8040	25,6696	57,04	181 Molenda, Dariusz
36	42	5,44	7,7206	25,3952	56,43	92 Noga, Tadeusz
37	28	3,71	7,5472	24,8248	55,17	161 Zdzitowiecki, Andrzej
38	41	5,46	7,5092	24,6998	54,89	170 Koos, Zoltan
39	35	4,72	7,4153	24,3909	54,20	178 Bielinski, Jaroslaw
40	35	4,77	7,3375	24,1352	53,63	26 Dlouha, Helena
41	31	4,42	7,0136	23,0697	51,27	2 Baluszynska, Agnieszka
42	38	5,42	7,0111	23,0614	51,25	113 Schuppik, Dariusz
43	28	4,17	6,7146	22,0863	49,08	109 Ritvas, Alonas
44	45	7,20	6,2500	20,5580	45,68	80 Michalowski, Krzysztof
45	40	6,65	6,0150	19,7852	43,97	136 Szymanski, Dariusz
46	39	6,71	5,8122	19,1181	42,48	25 Debski, Jaroslaw

STANDARD -- Overall Stage Results

Cracow Open 2008

Printed wrzesień 25, 2008 at 9:46



Stage 2 --

	PTS	TIME	HIT FACTOR	STAGE POINTS	STAGE PERCENT	COMPETITOR # Name
47	37	6,67	5,5472	18,2464	40,55	97 Pazourkova, Lenka
48	27	5,32	5,0752	16,6937	37,10	73 Lozinska, Aniela
49	33	6,53	5,0536	16,6227	36,94	53 Kohn, Miroslav
50	35	7,23	4,8409	15,9232	35,38	95 Patena, Pawel
51	37	8,74	4,2334	13,9249	30,94	141 Tomczak, Andrzej
52	18	4,68	3,8462	12,6511	28,11	122 Socha, Gracjan
53	35	9,28	3,7716	12,4057	27,57	22 Clarke, Pam
54	31	8,53	3,6342	11,9540	26,56	96 Pazourkova, Eva
55	29	8,51	3,4078	11,2091	24,91	50 Dose, Klaus-Peter
56	13	4,57	2,8446	9,3568	20,79	72 LAZAROWICZ, MACIEJ
57	22	8,48	2,5943	8,5335	18,96	172 Rzadek, Krzystof
58	33	20,96	1,5744	5,1787	11,51	127 Spychala, Beata
59	0	0,00	0,0000	0,0000	0,00	112 Sanecznik, Krzysztof

PRODUCTION -- Overall Stage Results**Cracow Open 2008**

Printed wrzesień 25, 2008 at 9:46

**Stage 2 --**

	PTS	TIME	HIT FACTOR	STAGE POINTS	STAGE PERCENT	COMPETITOR # Name
1	43	3,18	13,5220	45,0000	100,00	71 Lewandowski, Przemyslaw
2	43	3,23	13,3127	44,3034	98,45	107 Redecker, Tomasz
3	45	3,61	12,4654	41,4836	92,19	44 Hrciarik, Andrej
4	45	3,85	11,6883	38,8976	86,44	78 Michalak, Norbert
5	43	3,68	11,6848	38,8859	86,41	124 Sokolowski, Leszek
6	43	3,70	11,6216	38,6757	85,95	86 Mizuro, Maciej
7	41	3,56	11,5169	38,3270	85,17	115 Sedy, Roman
8	41	3,76	10,9043	36,2883	80,64	83 Miklaszewski, Robert
9	45	4,13	10,8959	36,2605	80,58	128 Spychala, Maciej
10	39	3,59	10,8635	36,1527	80,34	76 Mecwel, Przemyslaw
11	41	3,91	10,4859	34,8962	77,55	57 Kopiec, Karol
12	43	4,11	10,4623	34,8175	77,37	180 Malcharek, Tomasz
13	45	4,42	10,1810	33,8814	75,29	183 Zdzislaw, Jacek
14	35	3,45	10,1449	33,7614	75,03	54 Kolakowski, Jan
15	41	4,05	10,1235	33,6899	74,87	14 Braun, Jurgen
16	37	3,69	10,0271	33,3693	74,15	55 Kolinski, Robert
17	43	4,44	9,6847	32,2297	71,62	184 Acs, Stefan
18	39	4,09	9,5355	31,7331	70,52	34 Grigorjev, Kiril
19	43	4,52	9,5133	31,6593	70,35	29 Frolo, Milan
20	41	4,32	9,4907	31,5843	70,19	13 Borkowski, Lukasz
21	35	3,69	9,4851	31,5655	70,15	20 Ciurzynski, Pawel
22	41	4,33	9,4688	31,5114	70,03	47 Kala, Richard
23	39	4,20	9,2857	30,9020	68,67	64 Kruger, Jurgen
24	45	4,85	9,2784	30,8775	68,62	49 Karpenko, Valerij
25	45	4,85	9,2784	30,8775	68,62	159 Zawislak, Marek
26	39	4,22	9,2417	30,7555	68,35	149 Volskii, Andrej
27	39	4,23	9,2199	30,6828	68,18	65 Kubicz, Zbigniew
28	39	4,39	8,8838	29,5646	65,70	173 Kwiecien, Stanislaw
29	45	5,08	8,8583	29,4795	65,51	61 Körner, Stanislaw
30	39	4,52	8,6283	28,7142	63,81	90 Munkiak, Maciej
31	35	4,11	8,5158	28,3398	62,98	156 Wrona, Robert
32	41	5,04	8,1349	27,0723	60,16	130 Streltsov, Sergey
33	45	5,66	7,9505	26,4586	58,80	154 Wilczynski, Artur
34	43	5,42	7,9336	26,4022	58,67	28 Eschler, Ronald
35	41	5,34	7,6779	25,5513	56,78	182 Grabarczyk, Jacek
36	41	5,37	7,6350	25,4086	56,46	176 Jaros, Rafal
37	33	4,36	7,5688	25,1883	55,97	145 Ullman, Josef
38	37	5,07	7,2978	24,2865	53,97	155 Wochnik, Michal
39	29	4,00	7,2500	24,1273	53,62	3 Baluszynski, Grzegorz
40	43	5,94	7,2391	24,0909	53,54	17 Cias, Mikolaj
41	31	4,29	7,2261	24,0478	53,44	12 Bojaruniec, Robert
42	45	6,24	7,2115	23,9993	53,33	27 Dudek, Konrad
43	37	5,20	7,1154	23,6793	52,62	58 Kopiec, Marian
44	35	4,93	7,0994	23,6261	52,50	8 Bekier, Piotr
45	43	6,16	6,9805	23,2305	51,62	4 Baluszynski, Piotr
46	35	5,10	6,8627	22,8386	50,75	32 Golkowski, Marcin

PRODUCTION -- Overall Stage Results

Cracow Open 2008

Printed wrzesień 25, 2008 at 9:46



Stage 2 --

	PTS	TIME	HIT FACTOR	STAGE POINTS	STAGE PERCENT	COMPETITOR # Name
47	33	4,85	6,8041	22,6435	50,32	81 Micinski, Bohdan
48	39	5,79	6,7358	22,4160	49,81	106 Holicky, Radovan
49	35	5,24	6,6794	22,2284	49,40	185 Jaremek, Bartosz
50	39	5,89	6,6214	22,0354	48,97	104 Poplawski, Grzegorz
51	43	6,53	6,5850	21,9142	48,70	6 Bazala, Marcin
52	41	6,30	6,5079	21,6578	48,13	151 Wetzel, Thomas
53	37	5,85	6,3248	21,0483	46,77	129 Stobnicki, Rafal
54	39	6,37	6,1224	20,3749	45,28	125 Soltys, Maciej
55	29	5,04	5,7540	19,1487	42,55	175 Pajorski, Pawel
56	39	6,82	5,7185	19,0306	42,29	100 Pilch, Janusz
57	27	4,79	5,6367	18,7586	41,69	7 Bazarnik, Marcin
58	26	4,91	5,2953	17,6223	39,16	56 Konik, Slawek
59	43	8,66	4,9654	16,5242	36,72	135 Szpakowicz, Jarek
60	33	7,61	4,3364	14,4311	32,07	62 Korzeniowski, Jaroslaw
61	23	5,54	4,1516	13,8162	30,70	103 Poniedzialek, Piotr
62	41	10,37	3,9537	13,1576	29,24	67 Kucharski, Tomasz
63	29	8,14	3,5627	11,8562	26,35	70 Kwatyra, Marcin
64	24	6,84	3,5088	11,6769	25,95	177 Jaksa, Dariusz
65	35	10,38	3,3719	11,2213	24,94	105 Prokop, Katka
66	37	12,27	3,0155	10,0353	22,30	36 Guschyn, Borys
67	31	15,09	2,0543	6,8367	15,19	134 Szczepanski, Artur

MODIFIED -- Overall Stage Results

Cracow Open 2008

Printed wrzesień 25, 2008 at 9:46



Stage 2 --

	PTS	TIME	HIT FACTOR	STAGE POINTS	STAGE PERCENT	COMPETITOR # Name
1	44	3,42	12,8655	45,0000	100,00	93 Novak, Lubor
2	43	3,88	11,0825	38,7635	86,14	33 Grecnar, Ondrej
3	43	4,55	9,4505	33,0554	73,46	43 Horinek, Milos
4	33	3,79	8,7071	30,4551	67,68	51 Klecanda, Kvido
5	39	4,88	7,9918	27,9531	62,12	169 Szabo, Alexander

OPEN -- Overall Stage Results

Cracow Open 2008

Printed wrzesień 25, 2008 at 9:46



Stage 3 --

	PTS	TIME	HIT FACTOR	STAGE POINTS	STAGE PERCENT	COMPETITOR # Name
1	68	9,37	7,2572	70,0000	100,00	40 Henes, Zdenek
2	66	10,48	6,2977	60,7451	86,78	37 Hanes, Drahomir
3	66	11,04	5,9783	57,6638	82,38	157 Wylon, Marcin
4	69	11,68	5,9075	56,9816	81,40	158 Wylon, Marek
5	65	11,62	5,5938	53,9555	77,08	98 Pedrana, Marco
6	68	14,96	4,5455	43,8436	62,63	101 Pixken, Erwin
7	66	15,58	4,2362	40,8606	58,37	68 Kulis, Janusz
8	61	16,57	3,6814	35,5088	50,73	42 Homonicky, Martin
9	66	18,53	3,5618	34,3556	49,08	23 Cucagna, Giulio Cesare
10	68	22,58	3,0115	29,0478	41,50	152 Weglarczyk, Mariusz

STANDARD -- Overall Stage Results**Cracow Open 2008**

Printed wrzesień 25, 2008 at 9:46

**Stage 3 --**

	PTS	TIME	HIT FACTOR	STAGE POINTS	STAGE PERCENT	COMPETITOR # Name
1	69	10,26	6,7251	70,0000	100,00	5 Batki, Gyorgy
2	68	10,93	6,2214	64,7568	92,51	19 Cieselski, Marcin
3	66	10,84	6,0886	63,3740	90,53	146 Vaclavik, Jaroslav
4	65	10,75	6,0465	62,9363	89,91	39 Helan, Vit
5	70	12,64	5,5380	57,6431	82,35	69 Kunovsky, Lukas
6	66	11,92	5,5369	57,6320	82,33	120 Skowron, Marcin
7	66	12,00	5,5000	57,2478	81,78	82 Miglecz, Gyula
8	54	9,84	5,4878	57,1209	81,60	60 Kopunec, Peter
9	64	12,30	5,2033	54,1591	77,37	108 Rehak, Michael
10	65	12,89	5,0427	52,4876	74,98	179 Saneczник, Szymon
11	64	12,77	5,0117	52,1657	74,52	138 Swierczek, Zbigniew
12	67	13,43	4,9888	51,9272	74,18	80 Michalowski, Krzysztof
13	65	13,13	4,9505	51,5282	73,61	161 Zdzitowiecki, Andrzej
14	62	12,54	4,9442	51,4625	73,52	53 Kohn, Miroslav
15	65	13,22	4,9168	51,1774	73,11	133 Szarvas, Peter
16	67	13,70	4,8905	50,9038	72,72	92 Noga, Tadeusz
17	63	13,19	4,7763	49,7155	71,02	165 Znamirovski, Slawek
18	68	14,67	4,6353	48,2475	68,93	114 Sedina, Jiri
19	59	12,74	4,6311	48,2035	68,86	24 Dabrowski, Darek
20	61	13,18	4,6282	48,1738	68,82	35 Grigorjev, Konstantin
21	66	14,32	4,6089	47,9730	68,53	30 Gaweda, Boguslaw
22	69	15,01	4,5969	47,8481	68,35	181 Molenda, Dariusz
23	61	13,40	4,5522	47,3829	67,69	16 Chan, Mario
24	69	15,46	4,4631	46,4554	66,36	109 Ritvas, Alonas
25	66	14,89	4,4325	46,1366	65,91	174 RUSZKIEWICZ, PAWEL
26	66	14,99	4,4029	45,8288	65,47	26 Dlouha, Helena
27	63	14,46	4,3568	45,3491	64,78	148 Velicko, Laurius
28	52	12,45	4,1767	43,4741	62,11	75 Madajewski, Leszek
29	68	16,43	4,1388	43,0792	61,54	167 Von Grawrock-Goes, Anton
30	69	16,94	4,0732	42,3967	60,57	171 Burzec, Wieslaw
31	65	16,23	4,0049	41,6861	59,55	153 Widla, Radoslaw
32	57	14,44	3,9474	41,0870	58,70	119 Sioda, Wieslaw
33	68	17,35	3,9193	40,7949	58,28	118 Sioda, Katarzyna
34	68	17,53	3,8791	40,3760	57,68	74 Lozinsky, Pawel
35	60	15,50	3,8710	40,2917	57,56	113 Schuppik, Dariusz
36	64	16,65	3,8438	40,0094	57,16	21 Clarke, Malcom
37	60	15,61	3,8437	40,0078	57,15	168 Kasal, Zdenek
38	60	16,11	3,7244	38,7661	55,38	170 Koos, Zoltan
39	67	19,07	3,5134	36,5696	52,24	87 Moller, Jerzy
40	63	17,94	3,5117	36,5523	52,22	136 Szymanski, Dariusz
41	67	19,08	3,5115	36,5505	52,21	72 LAZAROWICZ, MACIEJ
42	58	16,78	3,4565	35,9776	51,40	143 Trocki, Sebastian
43	60	17,55	3,4188	35,5853	50,84	2 Baluszynska, Agnieszka
44	61	17,86	3,4155	35,5504	50,79	95 Patena, Pawel
45	66	20,06	3,2901	34,2460	48,92	50 Dose, Klaus-Peter
46	62	19,99	3,1016	32,2831	46,12	73 Lozinska, Aniela

STANDARD -- Overall Stage Results

Cracow Open 2008

Printed wrzesień 25, 2008 at 9:46



Stage 3 --

	PTS	TIME	HIT FACTOR	STAGE POINTS	STAGE PERCENT	COMPETITOR # Name
47	61	19,81	3,0793	32,0510	45,79	122 Socha, Gracjan
48	52	16,97	3,0642	31,8946	45,56	141 Tomczak, Andrzej
49	62	20,28	3,0572	31,8215	45,46	97 Pazourkova, Lenka
50	52	17,48	2,9748	30,9641	44,23	11 Bieniasz, Grzegorz
51	60	21,16	2,8355	29,5143	42,16	15 Buskiewicz, Lechoslaw
52	58	25,51	2,2736	23,6654	33,81	127 Spsychala, Beata
53	66	32,02	2,0612	21,4545	30,65	121 Slunin, Andrej
54	65	32,67	1,9896	20,7091	29,58	25 Debski, Jaroslaw
55	66	34,19	1,9304	20,0928	28,70	178 Bielinski, Jaroslaw
56	54	30,69	1,7595	18,3144	26,16	96 Pazourkova, Eva
57	56	35,90	1,5599	16,2364	23,19	172 Rzadek, Krzystof
58	56	59,89	0,9350	9,7326	13,90	22 Clarke, Pam
59	0	0,00	0,0000	0,0000	0,00	112 Sanecznik, Krzystof

PRODUCTION -- Overall Stage Results**Cracow Open 2008**

Printed wrzesień 25, 2008 at 9:46

**Stage 3 --**

	PTS	TIME	HIT FACTOR	STAGE POINTS	STAGE PERCENT	COMPETITOR # Name
1	66	10,47	6,3037	70,0000	100,00	29 Frolo, Milan
2	62	10,71	5,7890	64,2840	91,83	115 Sedy, Roman
3	64	11,29	5,6687	62,9487	89,93	107 Redecker, Tomasz
4	66	11,85	5,5696	61,8481	88,35	14 Braun, Jurgen
5	66	11,93	5,5323	61,4334	87,76	173 Kwiecien, Stanislaw
6	66	11,94	5,5276	61,3819	87,69	57 Kopiec, Karol
7	64	11,89	5,3827	59,7722	85,39	55 Kolinski, Robert
8	66	12,50	5,2800	58,6320	83,76	44 Hrniciarik, Andrej
9	60	11,37	5,2770	58,5992	83,71	3 Baluszynski, Grzegorz
10	64	12,54	5,1037	56,6739	80,96	128 Sychala, Maciej
11	62	12,23	5,0695	56,2945	80,42	86 Mizuro, Maciej
12	68	13,46	5,0520	56,1002	80,14	149 Volskii, Andrej
13	64	12,88	4,9689	55,1779	78,83	184 Acs, Stefan
14	64	12,96	4,9383	54,8373	78,34	13 Borkowski, Lukasz
15	66	13,46	4,9034	54,4502	77,79	78 Michalak, Norbert
16	70	14,68	4,7684	52,9508	75,64	7 Bazarnik, Marcin
17	70	14,75	4,7458	52,6995	75,29	49 Karpenko, Valerij
18	66	14,23	4,6381	51,5039	73,58	67 Kucharski, Tomasz
19	64	13,80	4,6377	51,4993	73,57	20 Ciurzynski, Pawel
20	66	14,27	4,6251	51,3595	73,37	34 Grigorjev, Kiril
21	66	14,38	4,5897	50,9666	72,81	104 Poplawski, Grzegorz
22	60	13,81	4,3447	48,2457	68,92	47 Kala, Richard
23	64	15,09	4,2412	47,0968	67,28	71 Lewandowski, Przemyslaw
24	58	14,06	4,1252	45,8082	65,44	124 Sokolowski, Leszek
25	62	15,05	4,1196	45,7463	65,35	58 Kopiec, Marian
26	58	14,24	4,0730	45,2292	64,61	156 Wrona, Robert
27	70	17,19	4,0721	45,2192	64,60	106 Holicky, Radovan
28	66	16,21	4,0716	45,2128	64,59	65 Kubicz, Zbigniew
29	70	17,33	4,0392	44,8539	64,08	180 Malcharek, Tomasz
30	64	15,88	4,0302	44,7538	63,93	32 Golkowski, Marcin
31	66	16,38	4,0293	44,7436	63,92	185 Jaremek, Bartosz
32	66	16,52	3,9952	44,3644	63,38	90 Munkiak, Maciej
33	66	16,68	3,9568	43,9389	62,77	81 Micinski, Bohdan
34	64	16,24	3,9409	43,7618	62,52	4 Baluszynski, Piotr
35	56	14,23	3,9353	43,7002	62,43	182 Grabarczyk, Jacek
36	60	15,45	3,8835	43,1244	61,61	155 Wochnik, Michal
37	70	18,16	3,8546	42,8039	61,15	61 Körner, Stanislaw
38	58	15,38	3,7711	41,8767	59,82	56 Konik, Slawek
39	66	18,70	3,5294	39,1925	55,99	27 Dudek, Konrad
40	66	18,82	3,5069	38,9426	55,63	100 Pilch, Janusz
41	58	16,56	3,5024	38,8927	55,56	176 Jaros, Rafal
42	70	20,13	3,4774	38,6149	55,16	135 Szpakowicz, Jarek
43	68	19,62	3,4659	38,4867	54,98	83 Miklaszewski, Robert
44	49	14,19	3,4531	38,3455	54,78	76 Mecwel, Przemyslaw
45	64	18,63	3,4353	38,1477	54,50	17 Cias, Mikolaj
46	54	15,78	3,4221	38,0003	54,29	54 Kolakowski, Jan

PRODUCTION -- Overall Stage Results

Cracow Open 2008

Printed wrzesień 25, 2008 at 9:46



Stage 3 --

	PTS	TIME	HIT FACTOR	STAGE POINTS	STAGE PERCENT	COMPETITOR # Name
47	60	17,63	3,4033	37,7920	53,99	183 Zdzislaw, Jacek
48	58	17,20	3,3721	37,4456	53,49	130 Streltsov, Sergey
49	54	16,02	3,3708	37,4310	53,47	12 Bojaruniec, Robert
50	60	17,90	3,3520	37,2219	53,17	103 Poniedzialek, Piotr
51	52	15,55	3,3441	37,1342	53,05	129 Stobnicki, Rafal
52	66	20,09	3,2852	36,4808	52,12	159 Zawislak, Marek
53	64	20,31	3,1512	34,9922	49,99	64 Kruger, Jurgen
54	62	19,72	3,1440	34,9129	49,88	6 Bazala, Marcin
55	56	17,96	3,1180	34,6244	49,46	62 Korzeniowski, Jaroslaw
56	68	22,32	3,0466	33,8311	48,33	151 Wetzel, Thomas
57	58	19,18	3,0240	33,5800	47,97	36 Guschyn, Borys
58	62	20,92	2,9637	32,9102	47,01	177 Jaksa, Dariusz
59	64	22,24	2,8777	31,9555	45,65	154 Wilczynski, Artur
60	62	27,78	2,2318	24,7834	35,40	125 Soltys, Maciej
61	54	24,39	2,2140	24,5857	35,12	145 Ullman, Josef
62	50	23,66	2,1133	23,4669	33,52	105 Prokop, Katka
63	54	27,13	1,9904	22,1027	31,58	8 Bekier, Piotr
64	33	16,69	1,9772	21,9563	31,37	175 Pajorski, Pawel
65	36	20,60	1,7476	19,4060	27,72	70 Kwatyra, Marcin
66	45	27,13	1,6587	18,4189	26,31	134 Szczepanski, Artur
67	68	45,97	1,4792	16,4261	23,47	28 Eschler, Ronald

MODIFIED -- Overall Stage Results

Cracow Open 2008

Printed wrzesień 25, 2008 at 9:46



Stage 3 --

	PTS	TIME	HIT FACTOR	STAGE POINTS	STAGE PERCENT	COMPETITOR # Name
1	66	10,01	6,5934	70,0000	100,00	43 Horinek, Milos
2	67	10,58	6,3327	67,2322	96,05	93 Novak, Lubor
3	66	11,59	5,6946	60,4573	86,37	169 Szabo, Alexander
4	60	13,46	4,4577	47,3254	67,61	51 Klecanda, Kvido
5	62	15,95	3,8871	41,2685	58,96	33 Grecnar, Ondrej

OPEN -- Overall Stage Results

Cracow Open 2008

Printed wrzesień 25, 2008 at 9:46



Stage 4 --

	PTS	TIME	HIT FACTOR	STAGE POINTS	STAGE PERCENT	COMPETITOR # Name
1	147	21,76	6,7555	160,0000	100,00	40 Henes, Zdenek
2	149	25,36	5,8754	139,1549	86,97	98 Pedrana, Marco
3	153	26,77	5,7154	135,3644	84,60	101 Pixken, Erwin
4	142	26,08	5,4448	128,9562	80,60	37 Hanes, Drahomir
5	150	31,13	4,8185	114,1231	71,33	157 Wylon, Marcin
6	149	32,00	4,6563	110,2803	68,93	42 Homonicky, Martin
7	154	34,09	4,5175	106,9930	66,87	158 Wylon, Marek
8	144	40,01	3,5991	85,2424	53,28	152 Węglarczyk, Mariusz
9	140	48,63	2,8789	68,1844	42,62	23 Cucagna, Giulio Cesare
10	144	53,09	2,7124	64,2409	40,15	68 Kulis, Janusz

STANDARD -- Overall Stage Results

Cracow Open 2008

Printed wrzesień 25, 2008 at 9:46



Stage 4 --

	PTS	TIME	HIT FACTOR	STAGE POINTS	STAGE PERCENT	COMPETITOR # Name
1	153	22,82	6,7046	160,0000	100,00	5 Batki, Gyorgy
2	150	24,82	6,0435	144,2227	90,14	146 Vaclavik, Jaroslav
3	153	25,51	5,9976	143,1282	89,46	119 Sioda, Wieslaw
4	154	26,64	5,7808	137,9529	86,22	60 Kopunec, Peter
5	144	25,84	5,5728	132,9885	83,12	108 Rehak, Michael
6	153	27,48	5,5677	132,8675	83,04	109 Ritvas, Alonas
7	158	28,82	5,4823	130,8300	81,77	19 Cieselski, Marcin
8	151	27,89	5,4141	129,2030	80,75	39 Helan, Vit
9	150	28,85	5,1993	124,0765	77,55	133 Szarvas, Peter
10	153	29,61	5,1672	123,3097	77,07	171 Burzec, Wieslaw
11	151	30,53	4,9460	118,0305	73,77	80 Michalowski, Krzysztof
12	152	30,85	4,9271	117,5798	73,49	153 Widla, Radoslaw
13	150	30,71	4,8844	116,5616	72,85	35 Grigorjev, Konstantin
14	157	33,03	4,7533	113,4319	70,89	69 Kunovsky, Lukas
15	155	32,70	4,7401	113,1171	70,70	148 Velicko, Laurius
16	134	28,33	4,7300	112,8762	70,55	120 Skowron, Marcin
17	154	33,14	4,6470	110,8951	69,31	92 Noga, Tadeusz
18	140	30,56	4,5812	109,3248	68,33	53 Kohn, Miroslav
19	156	34,06	4,5802	109,3010	68,31	181 Molenda, Dariusz
20	151	33,05	4,5688	109,0309	68,14	161 Zdzitowiecki, Andrzej
21	146	32,21	4,5328	108,1699	67,61	15 Buskiewicz, Lechoslaw
22	146	33,16	4,4029	105,0709	65,67	82 Miglecz, Gyula
23	146	33,49	4,3595	104,0356	65,02	26 Dlouha, Helena
24	150	34,52	4,3453	103,6966	64,81	24 Dabrowski, Darek
25	149	34,75	4,2878	102,3236	63,95	167 Von Grawrock-Goes, Anton
26	144	33,96	4,2403	101,1903	63,24	178 Bielinski, Jaroslav
27	145	34,85	4,1607	99,2909	62,06	136 Szymanski, Dariusz
28	144	34,79	4,1391	98,7762	61,74	16 Chan, Mario
29	136	32,90	4,1337	98,6478	61,65	114 Sedina, Jiri
30	150	36,75	4,0816	97,4043	60,88	112 Sanecznic, Krzysztof
31	156	38,50	4,0519	96,6959	60,43	121 Slunin, Andrej
32	144	37,75	3,8146	91,0311	56,89	74 Lozinsky, Pawel
33	150	40,28	3,7239	88,8681	55,54	138 Swierczek, Zbigniew
34	151	40,95	3,6874	87,9969	55,00	30 Gaweda, Boguslaw
35	148	40,37	3,6661	87,4877	54,68	87 Moller, Jerzy
36	149	40,87	3,6457	87,0013	54,38	113 Schuppik, Dariusz
37	143	39,37	3,6322	86,6792	54,17	75 Madajewski, Leszek
38	136	37,80	3,5979	85,8601	53,66	143 Trocki, Sebastian
39	138	38,85	3,5521	84,7681	52,98	170 Koos, Zoltan
40	116	32,81	3,5355	84,3715	52,73	179 Sanecznic, Szymon
41	151	45,68	3,3056	78,8851	49,30	165 Znamirovski, Slawek
42	141	43,73	3,2243	76,9456	48,09	122 Socha, Gracjan
43	110	34,87	3,1546	75,2809	47,05	21 Clarke, Malcom
44	119	37,87	3,1423	74,9887	46,87	168 Kasal, Zdenek
45	148	47,15	3,1389	74,9073	46,82	73 Lozinska, Aniela
46	160	51,57	3,1026	74,0401	46,28	50 Dose, Klaus-Peter

STANDARD -- Overall Stage Results

Cracow Open 2008

Printed wrzesień 25, 2008 at 9:46



Stage 4 --

	PTS	TIME	HIT FACTOR	STAGE POINTS	STAGE PERCENT	COMPETITOR # Name
47	150	48,76	3,0763	73,4128	45,88	174 RUSZKIEWICZ, PAWEL
48	133	46,28	2,8738	68,5808	42,86	118 Sioda, Katarzyna
49	150	52,55	2,8544	68,1181	42,57	95 Patena, Pawel
50	134	47,85	2,8004	66,8293	41,77	22 Clarke, Pam
51	126	50,29	2,5055	59,7906	37,37	72 LAZAROWICZ, MACIEJ
52	142	59,91	2,3702	56,5631	35,35	127 Spychala, Beata
53	149	66,20	2,2508	53,7121	33,57	25 Debski, Jaroslaw
54	142	63,63	2,2317	53,2563	33,29	141 Tomczak, Andrzej
55	138	63,60	2,1698	51,7805	32,36	97 Pazourkova, Lenka
56	116	56,88	2,0394	48,6679	30,42	11 Bieniasz, Grzegorz
57	107	54,91	1,9486	46,5025	29,06	2 Baluszynska, Agnieszka
58	109	80,47	1,3545	32,3249	20,20	96 Pazourkova, Eva
59	0	0,00	0,0000	0,0000	0,00	172 Rzadek, Krzysztof

PRODUCTION -- Overall Stage Results**Cracow Open 2008**

Printed wrzesień 25, 2008 at 9:46

**Stage 4 --**

	PTS	TIME	HIT FACTOR	STAGE POINTS	STAGE PERCENT	COMPETITOR # Name
1	148	24,75	5,9798	160,0000	100,00	29 Frolo, Milan
2	144	25,42	5,6648	151,5725	94,73	78 Michalak, Norbert
3	152	28,07	5,4150	144,8887	90,56	44 Hrciarik, Andrej
4	152	28,08	5,4131	144,8372	90,52	180 Malcharek, Tomasz
5	144	27,09	5,3156	142,2286	88,89	13 Borkowski, Lukasz
6	148	28,15	5,2575	140,6750	87,92	107 Redecki, Tomasz
7	138	26,37	5,2332	140,0240	87,51	71 Lewandowski, Przemyslaw
8	148	28,29	5,2315	139,9788	87,49	115 Sedy, Roman
9	138	26,39	5,2293	139,9179	87,45	173 Kwiecien, Stanislaw
10	146	29,03	5,0293	134,5672	84,10	184 Acs, Stefan
11	150	30,62	4,8988	131,0749	81,92	149 Volskii, Andrej
12	150	31,71	4,7304	126,5693	79,11	86 Mizuro, Maciej
13	131	27,71	4,7275	126,4935	79,06	14 Braun, Jurgen
14	148	31,65	4,6761	125,1185	78,20	106 Holicky, Radovan
15	138	29,93	4,6108	123,3689	77,11	55 Kolinski, Robert
16	136	29,62	4,5915	122,8534	76,78	128 Spychala, Maciek
17	152	33,93	4,4798	119,8652	74,92	61 Körner, Stanislaw
18	124	27,94	4,4381	118,7487	74,22	124 Sokolowski, Leszek
19	152	34,48	4,4084	117,9532	73,72	49 Karpenko, Valerij
20	158	36,01	4,3877	117,3998	73,37	90 Munkiak, Maciej
21	142	32,64	4,3505	116,4050	72,75	104 Poplawski, Grzegorz
22	150	34,85	4,3042	115,1654	71,98	4 Baluszynski, Piotr
23	144	33,68	4,2755	114,3994	71,50	65 Kubicz, Zbigniew
24	144	33,84	4,2553	113,8585	71,16	76 Mecwel, Przemyslaw
25	121	28,60	4,2308	113,2017	70,75	34 Grigorjev, Kiril
26	150	35,59	4,2147	112,7708	70,48	81 Micinski, Bohdan
27	158	38,21	4,1350	110,6403	69,15	130 Streltsov, Sergey
28	148	36,43	4,0626	108,7016	67,94	58 Kopiec, Marian
29	138	34,14	4,0422	108,1556	67,60	83 Miklaszewski, Robert
30	136	34,16	3,9813	106,5257	66,58	67 Kucharski, Tomasz
31	134	34,08	3,9319	105,2056	65,75	3 Baluszynski, Grzegorz
32	144	36,75	3,9184	104,8428	65,53	182 Grabarczyk, Jacek
33	148	37,85	3,9102	104,6235	65,39	62 Korzeniowski, Jaroslaw
34	142	36,36	3,9054	104,4956	65,31	57 Kopiec, Karol
35	138	35,52	3,8851	103,9536	64,97	56 Konik, Slawek
36	154	40,37	3,8147	102,0694	63,79	32 Golkowski, Marcin
37	136	36,06	3,7715	100,9129	63,07	47 Kala, Richard
38	122	32,46	3,7585	100,5645	62,85	7 Bazarnik, Marcin
39	129	34,65	3,7229	99,6139	62,26	20 Ciurzynski, Pawel
40	138	37,07	3,7227	99,6070	62,25	156 Wrona, Robert
41	140	38,66	3,6213	96,8946	60,56	134 Szczepanski, Artur
42	158	44,53	3,5482	94,9375	59,34	6 Bazala, Marcin
43	138	39,21	3,5195	94,1707	58,86	54 Kolakowski, Jan
44	136	39,59	3,4352	91,9151	57,45	12 Bojaruniec, Robert
45	142	42,50	3,3412	89,3990	55,87	175 Pajorski, Pawel
46	140	42,71	3,2779	87,7065	54,82	28 Eschler, Ronald

PRODUCTION -- Overall Stage Results

Cracow Open 2008

Printed wrzesień 25, 2008 at 9:46



Stage 4 --

	PTS	TIME	HIT FACTOR	STAGE POINTS	STAGE PERCENT	COMPETITOR # Name
47	152	46,94	3,2382	86,6431	54,15	135 Szpakowicz, Jarek
48	152	47,59	3,1939	85,4597	53,41	100 Pilch, Janusz
49	132	41,74	3,1624	84,6165	52,89	17 Cias, Mikolaj
50	125	39,73	3,1462	84,1831	52,61	155 Wochnik, Michal
51	146	48,75	2,9949	80,1331	50,08	27 Dudek, Konrad
52	112	37,68	2,9724	79,5318	49,71	185 Jaremek, Bartosz
53	140	48,96	2,8595	76,5103	47,82	176 Jaros, Rafal
54	142	49,98	2,8411	76,0196	47,51	64 Kruger, Jurgen
55	102	37,67	2,7077	72,4499	45,28	154 Wilczynski, Artur
56	116	43,02	2,6964	72,1475	45,09	8 Bekier, Piotr
57	138	56,50	2,4425	65,3528	40,85	151 Wetzel, Thomas
58	109	46,48	2,3451	62,7471	39,22	159 Zawislak, Marek
59	136	59,47	2,2869	61,1892	38,24	129 Stobnicki, Rafal
60	90	39,99	2,2506	60,2178	37,64	125 Soltys, Maciej
61	140	65,16	2,1486	57,4884	35,93	177 Jaksa, Dariusz
62	130	61,93	2,0991	56,1663	35,10	145 Ullman, Josef
63	104	49,58	2,0976	56,1255	35,08	70 Kwatyra, Marcin
64	81	47,92	1,6903	45,2274	28,27	36 Guschyn, Borys
65	96	58,98	1,6277	43,5512	27,22	183 Zdzislaw, Jacek
66	50	37,44	1,3355	35,7328	22,33	103 Poniedzialek, Piotr
67	81	65,75	1,2319	32,9627	20,60	105 Prokop, Katka

MODIFIED -- Overall Stage Results

Cracow Open 2008

Printed wrzesień 25, 2008 at 9:46




Stage 4 --

	PTS	TIME	HIT FACTOR	STAGE POINTS	STAGE PERCENT	COMPETITOR # Name
1	152	27,40	5,5474	160,0000	100,00	93 Novak, Lubor
2	141	26,71	5,2789	152,2552	95,16	43 Horinek, Milos
3	140	27,19	5,1490	148,5066	92,82	169 Szabo, Alexander
4	148	33,15	4,4646	128,7672	80,48	33 Grecnar, Ondrej
5	140	34,45	4,0639	117,2103	73,26	51 Klecanda, Kvido

OPEN -- Overall Stage Results

Cracow Open 2008

Printed wrzesień 25, 2008 at 9:46



Stage 5 --

	PTS	TIME	HIT FACTOR	STAGE POINTS	STAGE PERCENT	COMPETITOR # Name
1	42	5,86	7,1672	45,0000	100,00	40 Henes, Zdenek
2	43	6,38	6,7398	42,3164	94,04	98 Pedrana, Marco
3	41	6,15	6,6667	41,8571	93,02	157 Wylon, Marcin
4	30	5,22	5,7471	36,0837	80,19	37 Hanes, Drahomir
5	37	6,47	5,7187	35,9053	79,79	42 Homonicky, Martin
6	38	6,65	5,7143	35,8776	79,73	101 Pixken, Erwin
7	42	8,60	4,8837	30,6628	68,14	158 Wylon, Marek
8	43	11,59	3,7101	23,2941	51,76	23 Cucagna, Giulio Cesare
9	28	8,16	3,4314	21,5441	47,88	68 Kulis, Janusz
10	0	10,08	0,0000	0,0000	0,00	152 Weglarczyk, Mariusz

STANDARD -- Overall Stage Results**Cracow Open 2008**

Printed wrzesień 25, 2008 at 9:46

**Stage 5 --**

	PTS	TIME	HIT FACTOR	STAGE POINTS	STAGE PERCENT	COMPETITOR # Name
1	44	5,75	7,6522	45,0000	100,00	119 Sioda, Wieslaw
2	43	5,74	7,4913	44,0539	97,90	5 Batki, Gyorgy
3	43	5,80	7,4138	43,5982	96,88	60 Kopunec, Peter
4	41	5,95	6,8908	40,5223	90,05	19 Cieselski, Marcin
5	42	6,18	6,7961	39,9658	88,81	179 Saneczник, Szymon
6	45	6,95	6,4748	38,0764	84,61	108 Rehak, Michael
7	42	6,58	6,3830	37,5363	83,41	146 Vaclavik, Jaroslav
8	43	6,94	6,1960	36,4365	80,97	30 Gaweda, Boguslaw
9	39	6,51	5,9908	35,2299	78,29	120 Skowron, Marcin
10	41	7,25	5,6552	33,2563	73,90	165 Znamirowski, Slawek
11	42	7,52	5,5851	32,8442	72,99	153 Widla, Radoslaw
12	40	7,38	5,4201	31,8736	70,83	133 Szarvas, Peter
13	44	8,32	5,2885	31,0998	69,11	148 Velicko, Laurius
14	43	8,16	5,2696	30,9889	68,86	75 Madajewski, Leszek
15	43	8,18	5,2567	30,9131	68,70	82 Miglecz, Gyula
16	37	7,39	5,0068	29,4432	65,43	143 Trocki, Sebastian
17	43	9,00	4,7778	28,0966	62,44	35 Grigorjev, Konstantin
18	35	7,38	4,7425	27,8894	61,98	26 Dlouha, Helena
19	42	9,04	4,6460	27,3218	60,72	113 Schuppik, Dariusz
20	41	9,23	4,4420	26,1222	58,05	109 Ritvas, Alonas
21	41	9,51	4,3113	25,3531	56,34	167 Von Grawrock-Goes, Anton
22	41	9,52	4,3067	25,3265	56,28	92 Noga, Tadeusz
23	41	9,97	4,1123	24,1833	53,74	178 Bielinski, Jaroslav
24	40	9,77	4,0942	24,0765	53,50	161 Zdzitowiecki, Andrzej
25	37	9,20	4,0217	23,6506	52,56	121 Slunin, Andrej
26	39	9,95	3,9196	23,0499	51,22	21 Clarke, Malcom
27	43	10,98	3,9162	23,0300	51,18	74 Lozinsky, Pawel
28	41	10,49	3,9085	22,9846	51,08	174 RUSZKIEWICZ, PAWEL
29	42	10,81	3,8853	22,8482	50,77	171 Burzec, Wieslaw
30	41	10,58	3,8752	22,7890	50,64	114 Sedina, Jiri
31	39	10,13	3,8500	22,6403	50,31	138 Swierczek, Zbigniew
32	40	10,44	3,8314	22,5313	50,07	112 Saneczник, Krzysztof
33	37	9,93	3,7261	21,9119	48,69	15 Buskiewicz, Lechoslaw
34	40	10,77	3,7140	21,8410	48,54	16 Chan, Mario
35	42	11,77	3,5684	20,9846	46,63	24 Dabrowski, Darek
36	39	11,08	3,5199	20,6992	46,00	168 Kasal, Zdenek
37	40	11,38	3,5149	20,6702	45,93	80 Michalowski, Krzysztof
38	40	11,41	3,5057	20,6159	45,81	39 Helan, Vit
39	27	7,73	3,4929	20,5405	45,65	69 Kunovsky, Lukas
40	30	8,94	3,3557	19,7338	43,85	181 Molenda, Dariusz
41	25	7,98	3,1328	18,4232	40,94	136 Szymanski, Dariusz
42	37	12,16	3,0428	17,8935	39,76	11 Bieniasz, Grzegorz
43	37	12,25	3,0204	17,7621	39,47	170 Koos, Zoltan
44	40	13,37	2,9918	17,5937	39,10	122 Socha, Gracjan
45	35	12,35	2,8340	16,6659	37,04	97 Pazourkova, Lenka
46	24	8,80	2,7273	16,0382	35,64	2 Baluszynska, Agnieszka

STANDARD -- Overall Stage Results

Cracow Open 2008

Printed wrzesień 25, 2008 at 9:46



Stage 5 --

	PTS	TIME	HIT FACTOR	STAGE POINTS	STAGE PERCENT	COMPETITOR # Name
47	26	10,13	2,5666	15,0936	33,54	53 Kohn, Miroslav
48	43	18,86	2,2800	13,4077	29,79	141 Tomczak, Andrzej
49	37	16,67	2,2196	13,0525	29,01	73 Lozinska, Aniela
50	26	13,18	1,9727	11,6007	25,78	50 Dose, Klaus-Peter
51	37	20,93	1,7678	10,3959	23,10	127 Spychala, Beata
52	39	23,37	1,6688	9,8137	21,81	72 LAZAROWICZ, MACIEJ
53	40	25,37	1,5767	9,2719	20,60	87 Moller, Jerzy
54	35	28,10	1,2456	7,3247	16,28	96 Pazourkova, Eva
55	13	16,00	0,8125	4,7781	10,62	25 Debski, Jaroslaw
56	14	20,20	0,6931	4,0757	9,06	118 Sioda, Katarzyna
57	13	37,89	0,3431	2,0177	4,48	95 Patena, Pawel
58	11	37,42	0,2940	1,7287	3,84	22 Clarke, Pam
59	0	0,00	0,0000	0,0000	0,00	172 Rzadek, Krzystof

PRODUCTION -- Overall Stage Results**Cracow Open 2008**

Printed wrzesień 25, 2008 at 9:46

**Stage 5 --**

	PTS	TIME	HIT FACTOR	STAGE POINTS	STAGE PERCENT	COMPETITOR # Name
1	41	5,62	7,2954	45,0000	100,00	29 Frolo, Milan
2	43	6,30	6,8254	42,1010	93,56	149 Volskii, Andrej
3	41	6,60	6,2121	38,3182	85,15	107 Redecker, Tomasz
4	39	6,53	5,9724	36,8397	81,87	57 Kopiec, Karol
5	41	7,33	5,5935	34,5020	76,67	180 Malcharek, Tomasz
6	45	8,32	5,4087	33,3622	74,14	184 Acs, Stefan
7	37	6,85	5,4015	33,3178	74,04	3 Baluszynski, Grzegorz
8	41	7,65	5,3595	33,0588	73,46	78 Michalak, Norbert
9	41	7,65	5,3595	33,0588	73,46	128 Spychala, Maciek
10	43	8,04	5,3483	32,9896	73,31	124 Sokolowski, Leszek
11	41	7,74	5,2972	32,6744	72,61	173 Kwiecien, Stanislaw
12	41	7,77	5,2767	32,5483	72,33	13 Borkowski, Lukasz
13	43	8,31	5,1745	31,9178	70,93	28 Eschler, Ronald
14	37	7,21	5,1318	31,6542	70,34	34 Grigorjev, Kiril
15	37	7,36	5,0272	31,0091	68,91	44 Hrcniarik, Andrej
16	39	7,80	5,0000	30,8415	68,54	71 Lewandowski, Przemyslaw
17	33	6,74	4,8961	30,2008	67,11	54 Kolakowski, Jan
18	41	8,60	4,7674	29,4070	65,35	47 Kala, Richard
19	39	8,19	4,7619	29,3728	65,27	14 Braun, Jurgen
20	45	9,54	4,7170	29,0957	64,66	65 Kubicz, Zbigniew
21	43	9,81	4,3833	27,0374	60,08	130 Streltsov, Sergey
22	41	9,56	4,2887	26,4540	58,79	135 Szpakowicz, Jarek
23	43	10,14	4,2406	26,1575	58,13	182 Grabarczyk, Jacek
24	43	10,23	4,2033	25,9273	57,62	49 Karpenko, Valerij
25	45	11,08	4,0614	25,0517	55,67	61 Körner, Stanislaw
26	39	9,67	4,0331	24,8773	55,28	156 Wrona, Robert
27	37	9,38	3,9446	24,3312	54,07	67 Kucharski, Tomasz
28	43	10,96	3,9234	24,2004	53,78	58 Kopiec, Marian
29	41	10,47	3,9160	24,1547	53,68	83 Miklaszewski, Robert
30	43	11,01	3,9055	24,0905	53,53	32 Golkowski, Marcin
31	39	9,99	3,9039	24,0804	53,51	115 Sedy, Roman
32	41	10,86	3,7753	23,2873	51,75	81 Micinski, Bohdan
33	39	10,49	3,7178	22,9326	50,96	76 Mecwel, Przemyslaw
34	41	11,29	3,6315	22,4004	49,78	154 Wilczynski, Artur
35	39	10,83	3,6011	22,2127	49,36	4 Baluszynski, Piotr
36	37	10,29	3,5957	22,1795	49,29	8 Bekier, Piotr
37	24	6,78	3,5398	21,8347	48,52	86 Mizuro, Maciej
38	41	11,78	3,4805	21,4686	47,71	183 Zdzislaw, Jacek
39	41	12,22	3,3552	20,6956	45,99	100 Pilch, Janusz
40	41	12,30	3,3333	20,5610	45,69	90 Munkiak, Maciej
41	41	12,37	3,3145	20,4446	45,43	155 Wochnik, Michal
42	41	12,42	3,3011	20,3623	45,25	129 Stobnicki, Rafal
43	41	12,76	3,2132	19,8197	44,04	6 Bazala, Marcin
44	45	14,62	3,0780	18,9859	42,19	151 Wetzel, Thomas
45	39	12,77	3,0540	18,8382	41,86	159 Zawislak, Marek
46	33	10,83	3,0471	18,7954	41,77	62 Korzeniowski, Jaroslaw

PRODUCTION -- Overall Stage Results

Cracow Open 2008

Printed wrzesień 25, 2008 at 9:46



Stage 5 --

	PTS	TIME	HIT FACTOR	STAGE POINTS	STAGE PERCENT	COMPETITOR # Name
47	43	14,20	3,0282	18,6786	41,51	56 Konik, Slawek
48	22	7,29	3,0178	18,6149	41,37	55 Kolinski, Robert
49	41	13,61	3,0125	18,5819	41,29	185 Jaremek, Bartosz
50	26	8,95	2,9050	17,9191	39,82	106 Holicky, Radovan
51	26	9,01	2,8857	17,7997	39,55	104 Poplawski, Grzegorz
52	43	15,10	2,8477	17,5653	39,03	17 Cias, Mikolaj
53	37	14,19	2,6075	16,0836	35,74	176 Jaros, Rafal
54	43	16,84	2,5534	15,7504	35,00	36 Guschyn, Borys
55	28	11,55	2,4242	14,9534	33,23	64 Kruger, Jurgen
56	37	16,36	2,2616	13,9503	31,00	125 Soltys, Maciej
57	35	15,58	2,2465	13,8569	30,79	12 Bojaruniec, Robert
58	26	11,71	2,2203	13,6956	30,43	103 Poniedzialek, Piotr
59	35	17,13	2,0432	12,6030	28,01	177 Jaksa, Dariusz
60	37	19,22	1,9251	11,8744	26,39	145 Ullman, Josef
61	37	19,28	1,9191	11,8375	26,31	27 Dudek, Konrad
62	37	23,63	1,5658	9,6584	21,46	70 Kwatyra, Marcin
63	35	23,07	1,5171	9,3581	20,80	105 Prokop, Katka
64	15	11,73	1,2788	7,8878	17,53	7 Bazarnik, Marcin
65	11	9,39	1,1715	7,2259	16,06	20 Ciurzynski, Pawel
66	24	23,75	1,0105	6,2332	13,85	175 Pajorski, Pawel
67	0	7,26	0,0000	0,0000	0,00	134 Szczepanski, Artur

MODIFIED -- Overall Stage Results

Cracow Open 2008

Printed wrzesień 25, 2008 at 9:46



Stage 5 --

	PTS	TIME	HIT FACTOR	STAGE POINTS	STAGE PERCENT	COMPETITOR # Name
1	43	6,25	6,8800	45,0000	100,00	43 Horinek, Milos
2	39	6,10	6,3934	41,8176	92,93	93 Novak, Lubor
3	41	7,22	5,6787	37,1425	82,54	33 Grecnar, Ondrej
4	41	10,25	4,0000	26,1628	58,14	169 Szabo, Alexander
5	41	11,02	3,7205	24,3347	54,08	51 Klecanda, Kvido

OPEN -- Overall Stage Results

Cracow Open 2008

Printed wrzesień 25, 2008 at 9:46



Stage 6 --

	PTS	TIME	HIT FACTOR	STAGE POINTS	STAGE PERCENT	COMPETITOR # Name
1	148	16,49	8,9751	160,0000	100,00	40 Henes, Zdenek
2	154	20,50	7,5122	133,9201	83,70	37 Hanes, Drahomir
3	152	20,65	7,3608	131,2207	82,01	101 Pixken, Erwin
4	155	21,21	7,3079	130,2777	81,42	98 Pedrana, Marco
5	152	21,32	7,1295	127,0970	79,44	157 Wylon, Marcin
6	158	24,86	6,3556	113,3013	70,81	158 Wylon, Marek
7	156	25,33	6,1587	109,7914	68,62	68 Kulis, Janusz
8	144	27,62	5,2136	92,9432	58,09	42 Homonicky, Martin
9	129	29,70	4,3434	77,4305	48,39	152 Weglarczyk, Mariusz
10	154	46,45	3,3154	59,1036	36,94	23 Cucagna, Giulio Cesare

STANDARD -- Overall Stage Results**Cracow Open 2008**

Printed wrzesień 25, 2008 at 9:46

**Stage 6 --**

	PTS	TIME	HIT FACTOR	STAGE POINTS	STAGE PERCENT	COMPETITOR # Name
1	155	19,89	7,7929	160,0000	100,00	60 Kopunec, Peter
2	149	19,24	7,7443	159,0026	99,38	146 Vaclavik, Jaroslav
3	156	20,53	7,5986	156,0123	97,51	5 Batki, Gyorgy
4	156	21,65	7,2055	147,9414	92,46	19 Cieselski, Marcin
5	154	23,13	6,6580	136,6999	85,44	30 Gaweda, Boguslaw
6	153	23,59	6,4858	133,1639	83,23	165 Znamirovski, Slawek
7	131	20,65	6,3438	130,2490	81,41	39 Helan, Vit
8	155	24,76	6,2601	128,5299	80,33	171 Burzec, Wieslaw
9	138	22,09	6,2472	128,2645	80,17	109 Ritvas, Alonas
10	156	25,16	6,2003	127,3025	79,56	148 Velicko, Laurius
11	140	22,66	6,1783	126,8502	79,28	179 Sanecznik, Szymon
12	154	24,97	6,1674	126,6267	79,14	82 Miglecz, Gyula
13	144	23,35	6,1670	126,6189	79,14	114 Sedina, Jiri
14	142	23,22	6,1154	125,5594	78,47	108 Rehak, Michael
15	151	25,02	6,0352	123,9118	77,44	75 Madajewski, Leszek
16	150	25,58	5,8640	120,3965	75,25	119 Sioda, Wieslaw
17	146	25,78	5,6633	116,2768	72,67	16 Chan, Mario
18	145	25,62	5,6596	116,2016	72,63	80 Michalowski, Krzysztof
19	142	25,10	5,6574	116,1549	72,60	153 Widla, Radoslaw
20	149	26,56	5,6099	115,1811	71,99	69 Kunovsky, Lukas
21	152	27,40	5,5474	113,8980	71,19	35 Grigorjev, Konstantin
22	124	22,61	5,4843	112,6015	70,38	133 Szarvas, Peter
23	154	28,26	5,4494	111,8849	69,93	121 Slunin, Andrej
24	150	28,87	5,1957	106,6762	66,67	178 Bielinski, Jaroslav
25	148	28,71	5,1550	105,8404	66,15	174 RUSZKIEWICZ, PAWEL
26	153	29,81	5,1325	105,3786	65,86	92 Noga, Tadeusz
27	152	29,87	5,0887	104,4796	65,30	74 Lozinsky, Pawel
28	154	30,54	5,0426	103,5320	64,71	72 LAZAROWICZ, MACIEJ
29	158	31,40	5,0318	103,3119	64,57	143 Trocki, Sebastian
30	151	30,16	5,0066	102,7942	64,25	118 Sioda, Katarzyna
31	149	30,13	4,9452	101,5337	63,46	24 Dabrowski, Darek
32	146	29,68	4,9191	100,9978	63,12	113 Schuppik, Dariusz
33	149	31,33	4,7558	97,6448	61,03	181 Molenda, Dariusz
34	151	32,67	4,6220	94,8967	59,31	112 Sanecznik, Krzysztof
35	146	31,99	4,5639	93,7048	58,57	136 Szymanski, Dariusz
36	148	32,60	4,5399	93,2110	58,26	15 Buskiewicz, Lechoslaw
37	134	30,22	4,4341	91,0403	56,90	170 Koos, Zoltan
38	93	21,48	4,3296	88,8939	55,56	120 Skowron, Marcin
39	149	34,49	4,3201	88,6985	55,44	161 Zdzitowiecki, Andrzej
40	153	35,89	4,2630	87,5268	54,70	21 Clarke, Malcom
41	132	31,58	4,1799	85,8193	53,64	168 Kasal, Zdenek
42	150	36,39	4,1220	84,6315	52,89	73 Lozinska, Aniela
43	140	35,36	3,9593	81,2903	50,81	167 Von Grawrock-Goes, Anton
44	123	31,32	3,9272	80,6318	50,39	122 Socha, Gracjan
45	138	36,14	3,8185	78,3996	49,00	2 Baluszynska, Agnieszka
46	151	40,12	3,7637	77,2750	48,30	25 Debski, Jaroslav

STANDARD -- Overall Stage Results

Cracow Open 2008

Printed wrzesień 25, 2008 at 9:46



Stage 6 --

	PTS	TIME	HIT FACTOR	STAGE POINTS	STAGE PERCENT	COMPETITOR # Name
47	140	38,36	3,6496	74,9329	46,83	138 Swierczek, Zbigniew
48	138	37,93	3,6383	74,6998	46,69	11 Bieniasz, Grzegorz
49	131	36,53	3,5861	73,6283	46,02	50 Dose, Klaus-Peter
50	126	38,46	3,2761	67,2643	42,04	26 Dlouha, Helena
51	108	33,43	3,2306	66,3301	41,46	141 Tomczak, Andrzej
52	152	50,15	3,0309	62,2294	38,89	87 Moller, Jerzy
53	74	29,27	2,5282	51,9077	32,44	53 Kohn, Miroslav
54	148	62,25	2,3775	48,8141	30,51	95 Patena, Pawel
55	138	60,74	2,2720	46,6474	29,15	97 Pazourkova, Lenka
56	127	63,10	2,0127	41,3235	25,83	22 Clarke, Pam
57	134	85,90	1,5600	32,0284	20,02	96 Pazourkova, Eva
58	92	98,08	0,9380	19,2589	12,04	127 Spychala, Beata
59	0	0,00	0,0000	0,0000	0,00	172 Rzadek, Krzysztof

PRODUCTION -- Overall Stage Results**Cracow Open 2008**

Printed wrzesień 25, 2008 at 9:46

**Stage 6 --**

	PTS	TIME	HIT FACTOR	STAGE POINTS	STAGE PERCENT	COMPETITOR # Name
1	146	18,70	7,8075	160,0000	100,00	29 Frolo, Milan
2	150	19,27	7,7841	159,5211	99,70	115 Sedy, Roman
3	158	20,94	7,5454	154,6284	96,64	78 Michalak, Norbert
4	150	20,99	7,1463	146,4494	91,53	107 Redecker, Tomasz
5	148	20,81	7,1120	145,7466	91,09	44 Hrniciarik, Andrej
6	144	22,34	6,4458	132,0955	82,56	71 Lewandowski, Przemyslaw
7	154	24,34	6,3270	129,6609	81,04	55 Kolinski, Robert
8	152	24,12	6,3018	129,1442	80,72	180 Malcharek, Tomasz
9	150	24,08	6,2292	127,6567	79,79	124 Sokolowski, Leszek
10	138	22,65	6,0927	124,8589	78,04	86 Mizuro, Maciej
11	148	24,56	6,0261	123,4929	77,18	47 Kala, Richard
12	146	24,23	6,0256	123,4833	77,18	34 Grigorjev, Kiril
13	140	23,79	5,8848	120,5986	75,37	128 Spychala, Maciek
14	138	23,46	5,8824	120,5479	75,34	173 Kwiecien, Stanislaw
15	144	24,57	5,8608	120,1064	75,07	14 Braun, Jurgen
16	158	27,37	5,7727	118,3017	73,94	149 Volskii, Andrej
17	158	27,39	5,7685	118,2153	73,88	49 Karpenko, Valerij
18	150	26,32	5,6991	116,7923	73,00	76 Mecwel, Przemyslaw
19	146	26,91	5,4255	111,1854	69,49	83 Miklaszewski, Robert
20	152	28,73	5,2906	108,4218	67,76	20 Ciurzynski, Pawel
21	144	27,26	5,2825	108,2544	67,66	13 Borkowski, Lukasz
22	142	26,98	5,2632	107,8587	67,41	12 Bojaruniec, Robert
23	150	29,33	5,1142	104,8064	65,50	104 Poplawski, Grzegorz
24	140	27,52	5,0872	104,2529	65,16	67 Kucharski, Tomasz
25	150	30,02	4,9967	102,3975	64,00	106 Holicky, Radovan
26	150	30,34	4,9440	101,3175	63,32	57 Kopiec, Karol
27	158	32,70	4,8318	99,0189	61,89	17 Cias, Mikolaj
28	140	29,71	4,7122	96,5682	60,36	56 Konik, Slawek
29	146	31,55	4,6276	94,8336	59,27	90 Munkiak, Maciej
30	139	30,38	4,5754	93,7639	58,60	58 Kopiec, Marian
31	150	32,90	4,5593	93,4338	58,40	28 Eschler, Ronald
32	148	32,77	4,5163	92,5537	57,85	61 Körner, Stanislaw
33	116	25,89	4,4805	91,8195	57,39	7 Bazarnik, Marcin
34	142	32,39	4,3841	89,8434	56,15	134 Szczepanski, Artur
35	131	30,14	4,3464	89,0711	55,67	156 Wrona, Robert
36	138	31,86	4,3314	88,7651	55,48	3 Baluszynski, Grzegorz
37	138	31,86	4,3314	88,7651	55,48	159 Zawislak, Marek
38	130	30,08	4,3218	88,5675	55,35	54 Kolakowski, Jan
39	137	31,82	4,3055	88,2326	55,15	62 Korzeniowski, Jaroslaw
40	152	36,11	4,2094	86,2631	53,91	27 Dudek, Konrad
41	128	31,50	4,0635	83,2738	52,05	65 Kubicz, Zbigniew
42	119	29,39	4,0490	82,9767	51,86	81 Micinski, Bohdan
43	144	35,74	4,0291	82,5689	51,61	70 Kwatyra, Marcin
44	129	32,11	4,0174	82,3300	51,46	155 Wochnik, Michal
45	139	34,92	3,9805	81,5735	50,98	6 Bazala, Marcin
46	131	33,57	3,9023	79,9703	49,98	8 Bekier, Piotr

PRODUCTION -- Overall Stage Results

Cracow Open 2008

Printed wrzesień 25, 2008 at 9:46



Stage 6 --

	PTS	TIME	HIT FACTOR	STAGE POINTS	STAGE PERCENT	COMPETITOR # Name
47	140	36,17	3,8706	79,3210	49,58	154 Wilczynski, Artur
48	139	35,97	3,8643	79,1923	49,50	130 Streltsov, Sergey
49	148	39,13	3,7823	77,5105	48,44	125 Soltys, Maciej
50	146	39,14	3,7302	76,4435	47,78	135 Szpakowicz, Jarek
51	146	39,45	3,7009	75,8428	47,40	100 Pilch, Janusz
52	127	35,18	3,6100	73,9804	46,24	182 Grabarczyk, Jacek
53	136	37,83	3,5950	73,6735	46,05	185 Jaremek, Bartosz
54	127	36,84	3,4473	70,6469	44,15	151 Wetzel, Thomas
55	152	44,14	3,4436	70,5700	44,11	183 Zdzislaw, Jacek
56	120	35,26	3,4033	69,7441	43,59	32 Golkowski, Marcin
57	146	43,01	3,3946	69,5652	43,48	176 Jaros, Rafal
58	136	42,14	3,2273	66,1383	41,34	64 Kruger, Jurgen
59	144	44,80	3,2143	65,8708	41,17	103 Poniedzialek, Piotr
60	131	40,98	3,1967	65,5101	40,94	175 Pajorski, Pawel
61	72	23,59	3,0521	62,5480	39,09	184 Acs, Stefan
62	107	36,23	2,9534	60,5235	37,83	129 Stobnicki, Rafal
63	123	42,83	2,8718	58,8526	36,78	177 Jaksa, Dariusz
64	137	50,78	2,6979	55,2887	34,56	4 Baluszynski, Piotr
65	127	48,07	2,6420	54,1425	33,84	145 Ullman, Josef
66	116	48,45	2,3942	49,0651	30,67	36 Guschyn, Borys
67	96	62,64	1,5326	31,4071	19,63	105 Prokop, Katka

MODIFIED -- Overall Stage Results

Cracow Open 2008

Printed wrzesień 25, 2008 at 9:46




Stage 6 --

	PTS	TIME	HIT FACTOR	STAGE POINTS	STAGE PERCENT	COMPETITOR # Name
1	155	21,48	7,2160	160,0000	100,00	43 Horinek, Milos
2	152	21,94	6,9280	153,6136	96,01	93 Novak, Lubor
3	152	24,75	6,1414	136,1730	85,11	169 Szabo, Alexander
4	154	25,73	5,9852	132,7100	82,94	33 Grecnar, Ondrej
5	142	24,93	5,6959	126,2957	78,93	51 Klecanda, Kvido

OPEN -- Overall Stage Results

Cracow Open 2008

Printed wrzesień 25, 2008 at 9:46



Stage 7 --

	PTS	TIME	HIT FACTOR	STAGE POINTS	STAGE PERCENT	COMPETITOR # Name
1	75	7,82	9,5908	80,0000	100,00	40 Henes, Zdenek
2	77	8,84	8,7104	72,6564	90,82	157 Wylon, Marcin
3	76	8,82	8,6168	71,8754	89,84	158 Wylon, Marek
4	73	9,44	7,7331	64,5040	80,63	98 Pedrana, Marco
5	64	8,48	7,5472	62,9535	78,69	101 Pixken, Erwin
6	77	10,39	7,4110	61,8174	77,27	37 Hanes, Drahomir
7	74	12,05	6,1411	51,2248	64,03	68 Kulis, Janusz
8	77	12,78	6,0250	50,2569	62,82	23 Cucagna, Giulio Cesare
9	76	14,55	5,2234	43,5699	54,46	42 Homonicky, Martin
10	66	18,41	3,5850	29,9037	37,38	152 Weglarczyk, Mariusz

STANDARD -- Overall Stage Results**Cracow Open 2008**

Printed wrzesień 25, 2008 at 9:46

**Stage 7 --**

	PTS	TIME	HIT FACTOR	STAGE POINTS	STAGE PERCENT	COMPETITOR # Name
1	76	8,80	8,6364	80,0000	100,00	5 Batki, Gyorgy
2	74	8,86	8,3521	77,3672	96,71	60 Kopunec, Peter
3	77	9,45	8,1481	75,4776	94,35	133 Szarvas, Peter
4	70	9,67	7,2389	67,0549	83,82	108 Rehak, Michael
5	72	10,11	7,1217	65,9691	82,46	82 Miglec, Gyula
6	77	10,83	7,1099	65,8599	82,32	30 Gaweda, Boguslaw
7	76	10,81	7,0305	65,1249	81,41	19 Cieselski, Marcin
8	68	9,97	6,8205	63,1790	78,97	121 Slunin, Andrej
9	71	10,45	6,7943	62,9363	78,67	171 Burzec, Wieslaw
10	76	11,44	6,6434	61,5385	76,92	165 Znamirovski, Slawek
11	74	11,44	6,4685	59,9190	74,90	148 Velicko, Laurius
12	72	11,36	6,3380	58,7102	73,39	35 Grigorjev, Konstantin
13	76	12,05	6,3071	58,4232	73,03	75 Madajewski, Leszek
14	76	12,09	6,2862	58,2299	72,79	69 Kunovsky, Lukas
15	61	9,77	6,2436	57,8355	72,29	39 Helan, Vit
16	64	10,48	6,1069	56,5689	70,71	119 Sioda, Wieslaw
17	73	11,97	6,0986	56,4921	70,62	161 Zdzitowiecki, Andrzej
18	75	12,60	5,9524	55,1378	68,92	80 Michalowski, Krzysztof
19	78	13,61	5,7311	53,0879	66,36	138 Swierczek, Zbigniew
20	64	11,58	5,5268	51,1953	63,99	153 Widla, Radoslaw
21	63	11,41	5,5215	51,1463	63,93	109 Ritvas, Alonas
22	71	12,91	5,4996	50,9438	63,68	174 RUSZKIEWICZ, PAWEL
23	66	12,38	5,3312	49,3836	61,73	114 Sedina, Jiri
24	64	12,03	5,3200	49,2803	61,60	53 Kohn, Miroslav
25	72	13,60	5,2941	49,0402	61,30	74 Lozinsky, Pawel
26	68	12,99	5,2348	48,4907	60,61	16 Chan, Mario
27	69	13,32	5,1802	47,9848	59,98	179 Sanecznic, Szymon
28	45	8,77	5,1311	47,5305	59,41	146 Vaclavik, Jaroslav
29	73	14,26	5,1192	47,4201	59,28	112 Sanecznic, Krzysztof
30	72	14,09	5,1100	47,3348	59,17	170 Koos, Zoltan
31	70	13,80	5,0725	46,9870	58,73	24 Dabrowski, Darek
32	73	14,42	5,0624	46,8939	58,62	167 Von Grawrock-Goes, Anton
33	72	14,41	4,9965	46,2836	57,85	11 Bieniasz, Grzegorz
34	72	14,86	4,8452	44,8821	56,10	50 Dose, Klaus-Peter
35	55	11,90	4,6218	42,8129	53,52	26 Dlouha, Helena
36	58	12,87	4,5066	41,7454	52,18	92 Noga, Tadeusz
37	68	15,62	4,3534	40,3262	50,41	178 Bielinski, Jaroslav
38	59	13,95	4,2294	39,1775	48,97	118 Sioda, Katarzyna
39	40	9,63	4,1537	38,4763	48,10	120 Skowron, Marcin
40	60	15,37	3,9037	36,1607	45,20	21 Clarke, Malcom
41	71	18,89	3,7586	34,8165	43,52	168 Kasal, Zdenek
42	43	11,77	3,6534	33,8416	42,30	15 Buskiewicz, Lechoslaw
43	74	20,87	3,5458	32,8449	41,06	143 Trocki, Sebastian
44	61	18,56	3,2866	30,4446	38,06	181 Molenda, Dariusz
45	64	20,51	3,1204	28,9050	36,13	97 Pazourkova, Lenka
46	72	24,77	2,9067	26,9256	33,66	122 Socha, Gracjan

STANDARD -- Overall Stage Results

Cracow Open 2008

Printed wrzesień 25, 2008 at 9:46



Stage 7 --

	PTS	TIME	HIT FACTOR	STAGE POINTS	STAGE PERCENT	COMPETITOR # Name
47	58	21,47	2,7014	25,0239	31,28	136 Szymanski, Dariusz
48	41	16,44	2,4939	23,1015	28,88	2 Baluszynska, Agnieszka
49	42	18,20	2,3077	21,3765	26,72	87 Moller, Jerzy
50	33	15,18	2,1739	20,1373	25,17	72 LAZAROWICZ, MACIEJ
51	59	27,53	2,1431	19,8520	24,82	25 Debski, Jaroslaw
52	66	32,13	2,0542	19,0280	23,78	73 Lozinska, Aniela
53	52	35,81	1,4521	13,4511	16,81	96 Pazourkova, Eva
54	40	30,83	1,2974	12,0184	15,02	141 Tomczak, Andrzej
55	34	28,47	1,1942	11,0624	13,83	95 Patena, Pawel
56	41	36,19	1,1329	10,4943	13,12	127 Spychala, Beata
57	19	22,61	0,8403	7,7842	9,73	22 Clarke, Pam
58	78	93,95	0,8302	7,6905	9,61	113 Schuppik, Dariusz
59	0	0,00	0,0000	0,0000	0,00	172 Rzadek, Krzystof

PRODUCTION -- Overall Stage Results**Cracow Open 2008**

Printed wrzesień 25, 2008 at 9:46

**Stage 7 --**

	PTS	TIME	HIT FACTOR	STAGE POINTS	STAGE PERCENT	COMPETITOR # Name
1	72	8,84	8,1448	80,0000	100,00	173 Kwiecien, Stanislaw
2	78	11,25	6,9333	68,1007	85,13	55 Kolinski, Robert
3	78	11,82	6,5990	64,8167	81,02	149 Volskii, Andrej
4	76	11,99	6,3386	62,2593	77,82	57 Kopiec, Karol
5	76	12,00	6,3333	62,2074	77,76	180 Malcharek, Tomasz
6	74	11,77	6,2872	61,7540	77,19	78 Michalak, Norbert
7	74	11,93	6,2028	60,9258	76,16	47 Kala, Richard
8	70	11,29	6,2002	60,8995	76,12	44 Hrniciarik, Andrej
9	59	9,61	6,1394	60,3029	75,38	115 Sedy, Roman
10	61	10,03	6,0818	59,7363	74,67	124 Sokolowski, Leszek
11	72	12,71	5,6648	55,6412	69,55	20 Ciurzynski, Pawel
12	68	12,01	5,6619	55,6129	69,52	76 Mecwel, Przemyslaw
13	53	9,60	5,5208	54,2269	67,78	29 Frolo, Milan
14	72	13,13	5,4836	53,8614	67,33	49 Karpenko, Valerij
15	72	13,28	5,4217	53,2530	66,57	12 Bojaruniec, Robert
16	53	9,80	5,4082	53,1202	66,40	14 Braun, Jurgen
17	68	13,07	5,2028	51,1026	63,88	81 Micinski, Bohdan
18	72	14,12	5,0992	50,0850	62,61	67 Kucharski, Tomasz
19	74	14,86	4,9798	48,9128	61,14	184 Acs, Stefan
20	74	14,93	4,9565	48,6835	60,85	104 Poplawski, Grzegorz
21	49	9,95	4,9246	48,3707	60,46	71 Lewandowski, Przemyslaw
22	58	11,89	4,8780	47,9133	59,89	86 Mizuro, Maciej
23	68	14,14	4,8091	47,2356	59,04	159 Zawislak, Marek
24	68	14,18	4,7955	47,1023	58,88	106 Holicky, Radovan
25	68	14,27	4,7652	46,8053	58,51	56 Konik, Slawek
26	72	15,61	4,6124	45,3043	56,63	65 Kubicz, Zbigniew
27	70	15,20	4,6053	45,2339	56,54	4 Baluszynski, Piotr
28	49	10,73	4,5666	44,8545	56,07	128 Spychala, Maciek
29	51	11,26	4,5293	44,4879	55,61	34 Grigorjev, Kiril
30	64	14,58	4,3896	43,1154	53,89	28 Eschler, Ronald
31	70	16,14	4,3371	42,5995	53,25	62 Korzeniowski, Jaroslaw
32	72	16,71	4,3088	42,3220	52,90	107 Redeck, Tomasz
33	45	10,73	4,1938	41,1929	51,49	13 Borkowski, Lukasz
34	50	12,07	4,1425	40,6886	50,86	183 Zdzislaw, Jacek
35	78	18,90	4,1270	40,5362	50,67	154 Wilczynski, Artur
36	72	17,89	4,0246	39,5305	49,41	8 Bekier, Piotr
37	62	15,52	3,9948	39,2383	49,05	130 Streltsov, Sergey
38	55	13,94	3,9455	38,7534	48,44	58 Kopiec, Marian
39	70	18,35	3,8147	37,4690	46,84	27 Dudek, Konrad
40	72	19,23	3,7441	36,7759	45,97	100 Pilch, Janusz
41	70	18,78	3,7274	36,6111	45,76	125 Soltys, Maciej
42	68	19,19	3,5435	34,8052	43,51	6 Bazala, Marcin
43	72	20,39	3,5311	34,6837	43,35	175 Pajorski, Pawel
44	57	16,36	3,4841	34,2217	42,78	185 Jaremek, Bartosz
45	70	20,31	3,4466	33,8531	42,32	129 Stobnicki, Rafal
46	64	19,06	3,3578	32,9812	41,23	177 Jaksa, Dariusz

PRODUCTION -- Overall Stage Results

Cracow Open 2008

Printed wrzesień 25, 2008 at 9:46



Stage 7 --

	PTS	TIME	HIT FACTOR	STAGE POINTS	STAGE PERCENT	COMPETITOR # Name
47	72	21,54	3,3426	32,8319	41,04	32 Golkowski, Marcin
48	60	17,99	3,3352	32,7589	40,95	182 Grabarczyk, Jacek
49	57	17,63	3,2331	31,7565	39,70	83 Miklaszewski, Robert
50	53	16,67	3,1794	31,2284	39,04	17 Cias, Mikolaj
51	59	19,64	3,0041	29,5067	36,88	103 Poniedzialek, Piotr
52	39	13,15	2,9658	29,1305	36,41	7 Bazarnik, Marcin
53	53	17,92	2,9576	29,0501	36,31	64 Kruger, Jurgen
54	64	21,94	2,9170	28,6519	35,81	156 Wrona, Robert
55	55	18,86	2,9162	28,6438	35,80	70 Kwatyra, Marcin
56	44	16,17	2,7211	26,7271	33,41	54 Kolakowski, Jan
57	51	18,78	2,7157	26,6738	33,34	36 Guschyn, Borys
58	56	20,87	2,6833	26,3557	32,94	176 Jaros, Rafal
59	58	23,29	2,4903	24,4607	30,58	105 Prokop, Katka
60	64	25,98	2,4634	24,1964	30,25	135 Szpakowicz, Jarek
61	49	20,47	2,3937	23,5119	29,39	145 Ullman, Josef
62	40	16,89	2,3683	23,2616	29,08	151 Wetzel, Thomas
63	53	23,17	2,2874	22,4677	28,08	3 Baluszynski, Grzegorz
64	47	22,93	2,0497	20,1328	25,17	155 Wochnik, Michal
65	74	46,86	1,5792	15,5110	19,39	134 Szczepanski, Artur
66	9	14,68	0,6131	6,0218	7,53	90 Munkiak, Maciej
67	7	14,86	0,4711	4,6269	5,78	61 Körner, Stanislav

MODIFIED -- Overall Stage Results

Cracow Open 2008

Printed wrzesień 25, 2008 at 9:46




Stage 7 --

	PTS	TIME	HIT FACTOR	STAGE POINTS	STAGE PERCENT	COMPETITOR # Name
1	77	9,26	8,3153	80,0000	100,00	43 Horinek, Milos
2	73	9,89	7,3812	71,0128	88,77	93 Novak, Lubor
3	68	11,11	6,1206	58,8851	73,61	33 Grecnar, Ondrej
4	70	12,78	5,4773	52,6960	65,87	169 Szabo, Alexander
5	47	9,43	4,9841	47,9509	59,94	51 Klecanda, Kvido

OPEN -- Overall Stage Results

Cracow Open 2008

Printed wrzesień 25, 2008 at 9:46



Stage 8 --

	PTS	TIME	HIT FACTOR	STAGE POINTS	STAGE PERCENT	COMPETITOR # Name
1	37	6,72	5,5060	45,0000	100,00	40 Henes, Zdenek
2	44	8,78	5,0114	40,9580	91,02	98 Pedrana, Marco
3	38	8,14	4,6683	38,1539	84,79	101 Pixken, Erwin
4	35	8,00	4,3750	35,7568	79,46	157 Wylon, Marcin
5	26	10,73	2,4231	19,8040	44,01	158 Wylon, Marek
6	25	11,18	2,2361	18,2759	40,61	42 Homonicky, Martin
7	23	11,02	2,0871	17,0579	37,91	68 Kulis, Janusz
8	18	8,70	2,0690	16,9096	37,58	37 Hanes, Drahomir
9	24	20,93	1,1467	9,3718	20,83	23 Cucagna, Giulio Cesare
10	20	20,15	0,9926	8,1121	18,03	152 Weglarczyk, Mariusz

STANDARD -- Overall Stage Results**Cracow Open 2008**

Printed wrzesień 25, 2008 at 9:46

**Stage 8 --**

	PTS	TIME	HIT FACTOR	STAGE POINTS	STAGE PERCENT	COMPETITOR # Name
1	33	7,65	4,3137	45,0000	100,00	119 Sioda, Wieslaw
2	39	9,36	4,1667	43,4659	96,59	60 Kopunec, Peter
3	36	8,83	4,0770	42,5306	94,51	146 Vaclavik, Jaroslav
4	40	9,87	4,0527	42,2769	93,95	30 Gaweda, Boguslaw
5	38	9,69	3,9216	40,9091	90,91	5 Batki, Gyorgy
6	31	8,57	3,6173	37,7347	83,85	108 Rehak, Michael
7	39	10,87	3,5879	37,4279	83,17	80 Michalowski, Krzysztof
8	38	11,52	3,2986	34,4105	76,47	35 Grigorjev, Konstantin
9	37	11,26	3,2860	34,2786	76,17	121 Slunin, Andrej
10	35	11,09	3,1560	32,9228	73,16	82 Miglecz, Gyula
11	40	12,90	3,1008	32,3467	71,88	133 Szarvas, Peter
12	38	12,88	2,9503	30,7771	68,39	92 Noga, Tadeusz
13	30	10,22	2,9354	30,6218	68,05	109 Ritvas, Alonas
14	38	13,59	2,7962	29,1692	64,82	148 Velicko, Laurius
15	40	14,49	2,7605	28,7973	63,99	74 Lozinsky, Pawel
16	33	12,65	2,6087	27,2134	60,47	141 Tomczak, Andrzej
17	32	12,32	2,5974	27,0956	60,21	16 Chan, Mario
18	37	14,37	2,5748	26,8599	59,69	24 Dabrowski, Darek
19	37	14,87	2,4882	25,9568	57,68	113 Schuppik, Dariusz
20	39	15,83	2,4637	25,7006	57,11	75 Madajewski, Leszek
21	39	16,51	2,3622	24,6421	54,76	26 Dlouha, Helena
22	30	12,76	2,3511	24,5262	54,50	21 Clarke, Malcom
23	23	9,81	2,3445	24,4579	54,35	39 Helan, Vit
24	38	16,48	2,3058	24,0539	53,45	161 Zdzitowiecki, Andrzej
25	24	10,98	2,1858	22,8018	50,67	178 Bielinski, Jaroslav
26	24	11,11	2,1602	22,5350	50,08	69 Kunovsky, Lukas
27	28	13,40	2,0896	21,7978	48,44	153 Widla, Radoslaw
28	37	17,75	2,0845	21,7452	48,32	181 Molenda, Dariusz
29	22	11,12	1,9784	20,6385	45,86	15 Buskiewicz, Lechoslaw
30	24	12,41	1,9339	20,1743	44,83	171 Burzec, Wieslaw
31	27	16,42	1,6443	17,1534	38,12	170 Koos, Zoltan
32	21	13,60	1,5441	16,1080	35,80	122 Socha, Gracjan
33	23	15,04	1,5293	15,9529	35,45	174 RUSZKIEWICZ, PAWEL
34	18	12,24	1,4706	15,3409	34,09	114 Sedina, Jiri
35	16	10,99	1,4559	15,1874	33,75	120 Skowron, Marcin
36	20	14,20	1,4085	14,6927	32,65	112 Sanecznic, Krzysztof
37	17	12,12	1,4026	14,6321	32,52	138 Swierczek, Zbigniew
38	19	13,56	1,4012	14,6169	32,48	167 Von Grawrock-Goes, Anton
39	16	11,53	1,3877	14,4761	32,17	136 Szymanski, Dariusz
40	18	13,43	1,3403	13,9816	31,07	53 Kohn, Miroslav
41	37	28,38	1,3037	13,6003	30,22	97 Pazourkova, Lenka
42	20	16,25	1,2308	12,8392	28,53	25 Debski, Jaroslav
43	9	8,75	1,0286	10,7299	23,84	19 Cieselski, Marcin
44	10	10,16	0,9843	10,2675	22,82	179 Sanecznic, Szymon
45	8	10,51	0,7612	7,9405	17,65	165 Znamirowski, Slawek
46	8	11,36	0,7042	7,3464	16,33	50 Dose, Klaus-Peter

STANDARD -- Overall Stage Results

Cracow Open 2008

Printed wrzesień 25, 2008 at 9:46




Stage 8 --

	PTS	TIME	HIT FACTOR	STAGE POINTS	STAGE PERCENT	COMPETITOR # Name
47	7	10,59	0,6610	6,8954	15,32	118 Sioda, Katarzyna
48	6	14,31	0,4193	4,3739	9,72	73 Lozinska, Aniela
49	26	91,61	0,2838	2,9607	6,58	96 Pazourkova, Eva
50	0	32,24	0,0000	0,0000	0,00	87 Moller, Jerzy
51	0	13,79	0,0000	0,0000	0,00	72 LAZAROWICZ, MACIEJ
52	0	26,40	0,0000	0,0000	0,00	172 Rzadek, Krzystof
53	0	19,52	0,0000	0,0000	0,00	127 Spychala, Beata
54	0	16,53	0,0000	0,0000	0,00	2 Baluszynska, Agnieszka
55	0	28,93	0,0000	0,0000	0,00	22 Clarke, Pam
56	0	15,84	0,0000	0,0000	0,00	168 Kasal, Zdenek
57	0	11,48	0,0000	0,0000	0,00	11 Bieniasz, Grzegorz
58	0	17,71	0,0000	0,0000	0,00	95 Patena, Pawel
59	0	12,55	0,0000	0,0000	0,00	143 Trocki, Sebastian

PRODUCTION -- Overall Stage Results**Cracow Open 2008**

Printed wrzesień 25, 2008 at 9:46


**Stage 8 --**

	PTS	TIME	HIT FACTOR	STAGE POINTS	STAGE PERCENT	COMPETITOR # Name
1	39	8,69	4,4879	45,0000	100,00	107 Redecker, Tomasz
2	39	9,02	4,3237	43,3537	96,34	115 Sedy, Roman
3	39	10,56	3,6932	37,0313	82,29	61 Körner, Stanislaw
4	35	9,91	3,5318	35,4129	78,70	13 Borkowski, Lukasz
5	33	9,75	3,3846	33,9373	75,42	29 Frolo, Milan
6	37	11,56	3,2007	32,0931	71,32	180 Malcharek, Tomasz
7	35	11,74	2,9813	29,8929	66,43	83 Miklaszewski, Robert
8	33	11,38	2,8998	29,0763	64,61	57 Kopiec, Karol
9	39	13,58	2,8719	28,7960	63,99	159 Zawislak, Marek
10	24	8,55	2,8070	28,1458	62,55	71 Lewandowski, Przemyslaw
11	41	14,65	2,7986	28,0617	62,36	55 Kolinski, Robert
12	31	11,37	2,7265	27,3381	60,75	14 Braun, Jurgen
13	39	15,28	2,5524	25,5923	56,87	49 Karpenko, Valerij
14	37	14,54	2,5447	25,5156	56,70	70 Kwatyra, Marcin
15	31	12,46	2,4880	24,9466	55,44	86 Mizuro, Maciej
16	27	11,83	2,2823	22,8848	50,86	156 Wrona, Robert
17	37	16,47	2,2465	22,5256	50,06	149 Volskii, Andrej
18	35	16,58	2,1110	21,1666	47,04	58 Kopiec, Marian
19	33	16,58	1,9903	19,9571	44,35	100 Pilch, Janusz
20	20	10,05	1,9900	19,9541	44,34	173 Kwiecien, Stanislaw
21	24	12,14	1,9769	19,8226	44,05	104 Poplawski, Grzegorz
22	22	11,19	1,9660	19,7133	43,81	65 Kubicz, Zbigniew
23	14	7,21	1,9417	19,4698	43,27	54 Kolakowski, Jan
24	20	10,36	1,9305	19,3570	43,02	128 Sychala, Maciek
25	18	9,62	1,8711	18,7614	41,69	47 Kala, Richard
26	21	11,44	1,8357	18,4061	40,90	184 Acs, Stefan
27	31	17,48	1,7735	17,7823	39,52	17 Cias, Mikolaj
28	37	21,07	1,7561	17,6078	39,13	12 Bojaruniec, Robert
29	16	9,30	1,7204	17,2506	38,33	44 Hrciarik, Andrej
30	18	10,88	1,6544	16,5887	36,86	78 Michalak, Norbert
31	20	12,09	1,6543	16,5871	36,86	62 Korzeniowski, Jaroslaw
32	37	23,09	1,6024	16,0674	35,71	134 Szczepanski, Artur
33	33	21,06	1,5670	15,7117	34,91	154 Wilczynski, Artur
34	20	12,87	1,5540	15,5819	34,63	7 Bazarnik, Marcin
35	29	19,26	1,5057	15,0977	33,55	183 Zdzislaw, Jacek
36	18	12,48	1,4423	14,4619	32,14	90 Munkiak, Maciej
37	23	16,18	1,4215	14,2534	31,67	135 Szpakowicz, Jarek
38	33	25,61	1,2886	12,9203	28,71	176 Jaros, Rafal
39	31	24,66	1,2571	12,6048	28,01	185 Jaremek, Bartosz
40	14	12,76	1,0972	11,0013	24,45	130 Streltsov, Sergey
41	16	14,61	1,0951	10,9809	24,40	67 Kucharski, Tomasz
42	31	30,47	1,0174	10,2013	22,67	105 Prokop, Katka
43	14	13,92	1,0057	10,0845	22,41	106 Holicky, Radovan
44	14	15,34	0,9126	9,1510	20,34	4 Baluszynski, Piotr
45	11	13,45	0,8178	8,2005	18,22	81 Micinski, Bohdan
46	9	11,61	0,7752	7,7728	17,27	3 Baluszynski, Grzegorz

PRODUCTION -- Overall Stage Results

Cracow Open 2008

Printed wrzesień 25, 2008 at 9:46



Stage 8 --

	PTS	TIME	HIT FACTOR	STAGE POINTS	STAGE PERCENT	COMPETITOR # Name
47	16	21,64	0,7394	7,4136	16,47	175 Pajorski, Pawel
48	13	18,09	0,7186	7,2056	16,01	64 Kruger, Jurgen
49	14	20,02	0,6993	7,0118	15,58	177 Jaksa, Dariusz
50	7	11,65	0,6009	6,0248	13,39	124 Sokolowski, Leszek
51	7	15,83	0,4422	4,4339	9,85	182 Grabarczyk, Jacek
52	6	13,95	0,4301	4,3127	9,58	8 Bekier, Piotr
53	3	10,05	0,2985	2,9931	6,65	34 Grigorjev, Kiril
54	7	27,62	0,2534	2,5412	5,65	129 Stobnicki, Rafal
55	1	14,13	0,0708	0,7096	1,58	56 Konik, Slawek
56	0	14,65	0,0000	0,0000	0,00	103 Poniedzialek, Piotr
57	0	13,09	0,0000	0,0000	0,00	155 Wochnik, Michal
58	0	9,68	0,0000	0,0000	0,00	20 Ciurzynski, Pawel
59	0	19,45	0,0000	0,0000	0,00	6 Bazala, Marcin
60	0	12,46	0,0000	0,0000	0,00	36 Guschyn, Borys
61	0	10,76	0,0000	0,0000	0,00	28 Eschler, Ronald
62	0	17,03	0,0000	0,0000	0,00	27 Dudek, Konrad
63	0	25,41	0,0000	0,0000	0,00	145 Ullman, Josef
64	0	22,21	0,0000	0,0000	0,00	151 Wetzel, Thomas
65	0	13,56	0,0000	0,0000	0,00	125 Soltys, Maciej
66	0	13,04	0,0000	0,0000	0,00	76 Mecwel, Przemyslaw
67	0	15,36	0,0000	0,0000	0,00	32 Golkowski, Marcin

MODIFIED -- Overall Stage Results

Cracow Open 2008

Printed wrzesień 25, 2008 at 9:46




Stage 8 --

	PTS	TIME	HIT FACTOR	STAGE POINTS	STAGE PERCENT	COMPETITOR # Name
1	38	7,79	4,8780	45,0000	100,00	93 Novak, Lubor
2	39	9,75	4,0000	36,9000	82,00	51 Klecanda, Kvido
3	34	8,69	3,9125	36,0932	80,21	43 Horinek, Milos
4	20	8,30	2,4096	22,2289	49,40	33 Grecnar, Ondrej
5	9	14,71	0,6118	5,6441	12,54	169 Szabo, Alexander

OPEN -- Overall Stage Results

Cracow Open 2008

Printed wrzesień 25, 2008 at 9:46



Stage 9 --

	PTS	TIME	HIT FACTOR	STAGE POINTS	STAGE PERCENT	COMPETITOR # Name
1	150	24,49	6,1249	155,0000	100,00	40 Henes, Zdenek
2	149	24,50	6,0816	153,9038	99,29	37 Hanes, Drahomir
3	149	25,16	5,9221	149,8666	96,69	98 Pedrana, Marco
4	152	25,99	5,8484	148,0016	95,48	158 Wylon, Marek
5	153	26,65	5,7411	145,2859	93,73	157 Wylon, Marcin
6	144	28,84	4,9931	126,3562	81,52	42 Homonicky, Martin
7	151	31,09	4,8569	122,9095	79,30	68 Kulis, Janusz
8	152	31,95	4,7574	120,3932	77,67	101 Pixken, Erwin
9	152	36,83	4,1271	104,4410	67,38	23 Cucagna, Giulio Cesare
10	149	39,61	3,7617	95,1942	61,42	152 Weglarczyk, Mariusz

STANDARD -- Overall Stage Results

Cracow Open 2008

Printed wrzesień 25, 2008 at 9:46




Stage 9 --

	PTS	TIME	HIT FACTOR	STAGE POINTS	STAGE PERCENT	COMPETITOR # Name
1	152	21,65	7,0208	155,0000	100,00	5 Batki, Gyorgy
2	149	21,63	6,8886	152,0813	98,12	60 Kopunec, Peter
3	151	24,69	6,1158	135,0212	87,11	82 Miglecz, Gyula
4	152	25,06	6,0654	133,9086	86,39	133 Szarvas, Peter
5	146	24,24	6,0231	132,9738	85,79	146 Vaclavik, Jaroslav
6	147	24,69	5,9538	131,4444	84,80	30 Gaweda, Boguslaw
7	145	24,91	5,8210	128,5110	82,91	108 Rehak, Michael
8	145	25,40	5,7087	126,0318	81,31	121 Slunin, Andrej
9	150	26,42	5,6775	125,3443	80,87	92 Noga, Tadeusz
10	148	27,81	5,3218	117,4916	75,80	80 Michalowski, Krzysztof
11	148	28,03	5,2801	116,5694	75,21	161 Zdzitowiecki, Andrzej
12	137	26,15	5,2390	115,6631	74,62	165 Znamirovski, Slawek
13	147	28,26	5,2017	114,8395	74,09	138 Swierczek, Zbigniew
14	147	28,46	5,1651	114,0324	73,57	19 Cieselski, Marcin
15	149	29,17	5,1080	112,7706	72,76	153 Widla, Radoslaw
16	147	29,42	4,9966	110,3115	71,17	114 Sedina, Jiri
17	147	30,49	4,8213	106,4403	68,67	136 Szymanski, Dariusz
18	145	30,59	4,7401	104,6489	67,52	16 Chan, Mario
19	145	30,82	4,7047	103,8679	67,01	119 Sioda, Wieslaw
20	151	32,71	4,6163	101,9160	65,75	112 Sanecznicz, Krzysztof
21	147	31,95	4,6009	101,5763	65,53	39 Helan, Vit
22	141	30,92	4,5602	100,6759	64,95	24 Dabrowski, Darek
23	137	30,44	4,5007	99,3624	64,10	178 Bielinski, Jaroslav
24	146	32,44	4,5006	99,3615	64,10	171 Burzec, Wieslaw
25	135	30,22	4,4672	98,6246	63,63	170 Koos, Zoltan
26	155	35,04	4,4235	97,6593	63,01	181 Molenda, Dariusz
27	151	34,18	4,4178	97,5328	62,92	21 Clarke, Malcom
28	153	34,70	4,4092	97,3437	62,80	69 Kunovsky, Lukas
29	142	32,21	4,4086	97,3293	62,79	179 Sanecznicz, Szymon
30	151	34,99	4,3155	95,2750	61,47	74 Lozinsky, Pawel
31	144	33,99	4,2365	93,5314	60,34	75 Madajewski, Leszek
32	147	36,13	4,0686	89,8246	57,95	167 Von Grawrock-Goes, Anton
33	149	37,36	3,9882	88,0492	56,81	109 Ritvas, Alonas
34	149	39,19	3,8020	83,9377	54,15	15 Buskiewicz, Lechoslaw
35	123	32,49	3,7858	83,5798	53,92	53 Kohn, Miroslav
36	143	38,07	3,7562	82,9276	53,50	11 Bieniasz, Grzegorz
37	147	39,22	3,7481	82,7477	53,39	174 RUSZKIEWICZ, PAWEL
38	127	34,35	3,6972	81,6250	52,66	72 LAZAROWICZ, MACIEJ
39	146	39,70	3,6776	81,1911	52,38	118 Sioda, Katarzyna
40	148	40,88	3,6204	79,9276	51,57	113 Schuppik, Dariusz
41	127	35,82	3,5455	78,2752	50,50	168 Kasal, Zdenek
42	149	42,24	3,5275	77,8768	50,24	50 Dose, Klaus-Peter
43	120	34,34	3,4945	77,1484	49,77	120 Skowron, Marcin
44	145	41,67	3,4797	76,8229	49,56	122 Socha, Gracjan
45	149	43,19	3,4499	76,1639	49,14	148 Velicko, Laurius
46	149	43,80	3,4018	75,1031	48,45	143 Trocki, Sebastian

STANDARD -- Overall Stage Results

Cracow Open 2008

Printed wrzesień 25, 2008 at 9:46



Stage 9 --

	PTS	TIME	HIT FACTOR	STAGE POINTS	STAGE PERCENT	COMPETITOR # Name
47	147	43,25	3,3988	75,0373	48,41	26 Dlouha, Helena
48	137	41,67	3,2877	72,5844	46,83	73 Lozinska, Aniela
49	137	42,32	3,2372	71,4695	46,11	35 Grigorjev, Konstantin
50	152	52,71	2,8837	63,6644	41,07	87 Moller, Jerzy
51	137	48,27	2,8382	62,6598	40,43	97 Pazourkova, Lenka
52	125	55,87	2,2373	49,3944	31,87	127 Spychala, Beata
53	133	62,13	2,1407	47,2603	30,49	95 Patena, Pawel
54	149	88,72	1,6794	37,0775	23,92	172 Rzadek, Krzystof
55	130	81,84	1,5885	35,0690	22,63	25 Debski, Jaroslaw
56	124	85,22	1,4551	32,1237	20,72	141 Tomczak, Andrzej
57	120	91,09	1,3174	29,0842	18,76	96 Pazourkova, Eva
58	62	58,33	1,0629	23,4664	15,14	2 Baluszynska, Agnieszka
59	65	63,40	1,0252	22,6345	14,60	22 Clarke, Pam

PRODUCTION -- Overall Stage Results**Cracow Open 2008**

Printed wrzesień 25, 2008 at 9:46


**Stage 9 --**

	PTS	TIME	HIT FACTOR	STAGE POINTS	STAGE PERCENT	COMPETITOR # Name
1	149	22,74	6,5523	155,0000	100,00	124 Sokolowski, Leszek
2	153	23,38	6,5441	154,8042	99,87	78 Michalak, Norbert
3	147	23,04	6,3802	150,9283	97,37	173 Kwiecien, Stanislaw
4	145	22,90	6,3319	149,7850	96,64	29 Frolo, Milan
5	147	24,79	5,9298	140,2738	90,50	44 Hrniciarik, Andrej
6	155	26,28	5,8980	139,5219	90,01	57 Kopiec, Karol
7	149	25,44	5,8569	138,5495	89,39	115 Sedy, Roman
8	145	25,09	5,7792	136,7109	88,20	107 Redeck, Tomasz
9	145	25,44	5,6997	134,8301	86,99	20 Ciurzynski, Pawel
10	137	24,11	5,6823	134,4186	86,72	83 Miklaszewski, Robert
11	147	26,41	5,5661	131,6694	84,95	180 Malcharek, Tomasz
12	143	27,03	5,2904	125,1486	80,74	86 Mizuro, Maciej
13	133	25,33	5,2507	124,2088	80,13	14 Braun, Jurgen
14	145	27,94	5,1897	122,7658	79,20	184 Acs, Stefan
15	133	25,98	5,1193	121,1012	78,13	55 Kolinski, Robert
16	151	29,89	5,0519	119,5052	77,10	149 Volskii, Andrej
17	143	29,18	4,9006	115,9275	74,79	128 Spychala, Maciek
18	147	30,87	4,7619	112,6462	72,67	76 Mecwel, Przemyslaw
19	151	31,76	4,7544	112,4689	72,56	65 Kubicz, Zbigniew
20	145	30,63	4,7339	111,9842	72,25	13 Borkowski, Lukasz
21	139	29,92	4,6457	109,8978	70,90	34 Grigorjev, Kiril
22	147	31,86	4,6139	109,1459	70,42	58 Kopiec, Marian
23	145	31,44	4,6120	109,0991	70,39	61 Körner, Stanislaw
24	147	32,05	4,5866	108,4989	70,00	28 Eschler, Ronald
25	131	29,20	4,4863	106,1266	68,47	67 Kucharski, Tomasz
26	149	33,28	4,4772	105,9105	68,33	104 Poplawski, Grzegorz
27	129	29,67	4,3478	102,8509	66,36	71 Lewandowski, Przemyslaw
28	125	29,17	4,2852	101,3700	65,40	54 Kolakowski, Jan
29	151	35,41	4,2643	100,8758	65,08	47 Kala, Richard
30	149	35,77	4,1655	98,5379	63,57	156 Wrona, Robert
31	145	34,99	4,1440	98,0302	63,25	32 Golkowski, Marcin
32	137	33,59	4,0786	96,4820	62,25	62 Korzeniowski, Jaroslaw
33	147	36,18	4,0630	96,1136	62,01	159 Zawislak, Marek
34	147	36,40	4,0385	95,5327	61,63	155 Wochnik, Michal
35	147	36,78	3,9967	94,5456	61,00	3 Baluszynski, Grzegorz
36	129	34,32	3,7587	88,9157	57,36	56 Konik, Slawek
37	153	41,06	3,7263	88,1472	56,87	27 Dudek, Konrad
38	143	38,78	3,6875	87,2297	56,28	183 Zdzislaw, Jacek
39	133	36,20	3,6740	86,9118	56,07	12 Bojaruniec, Robert
40	141	38,67	3,6462	86,2543	55,65	106 Holicky, Radovan
41	139	38,14	3,6445	86,2125	55,62	130 Streltsov, Sergey
42	145	39,98	3,6268	85,7948	55,35	182 Grabarczyk, Jacek
43	145	40,10	3,6160	85,5381	55,19	64 Kruger, Jurgen
44	147	41,12	3,5749	84,5668	54,56	129 Stobnicki, Rafal
45	137	38,56	3,5529	84,0465	54,22	175 Pajorski, Pawel
46	116	33,20	3,4940	82,6525	53,32	7 Bazarnik, Marcin

PRODUCTION -- Overall Stage Results

Cracow Open 2008

Printed wrzesień 25, 2008 at 9:46



Stage 9 --

	PTS	TIME	HIT FACTOR	STAGE POINTS	STAGE PERCENT	COMPETITOR # Name
47	151	43,69	3,4562	81,7581	52,75	6 Bazala, Marcin
48	149	43,43	3,4308	81,1582	52,36	49 Karpenko, Valerij
49	130	38,48	3,3784	79,9179	51,56	135 Szpakowicz, Jarek
50	147	44,02	3,3394	78,9957	50,96	81 Micinski, Bohdan
51	153	46,04	3,3232	78,6126	50,72	90 Munkiak, Maciej
52	141	42,56	3,3130	78,3706	50,56	17 Cias, Mikolaj
53	149	45,52	3,2733	77,4319	49,96	100 Pilch, Janusz
54	139	42,61	3,2621	77,1683	49,79	8 Bekier, Piotr
55	125	43,12	2,8989	68,5752	44,24	134 Szczepanski, Artur
56	149	52,90	2,8166	66,6295	42,99	103 Poniedzialek, Piotr
57	153	58,91	2,5972	61,4382	39,64	176 Jaros, Rafal
58	134	55,07	2,4333	57,5606	37,14	36 Guschyn, Borys
59	130	53,87	2,4132	57,0863	36,83	70 Kwatyra, Marcin
60	135	58,99	2,2885	54,1366	34,93	177 Jaksa, Dariusz
61	69	32,79	2,1043	49,7787	32,12	154 Wilczynski, Artur
62	149	74,97	1,9875	47,0148	30,33	151 Wetzel, Thomas
63	133	67,20	1,9792	46,8186	30,21	145 Ullman, Josef
64	133	73,66	1,8056	42,7126	27,56	105 Prokop, Katka
65	127	73,25	1,7338	41,0140	26,46	4 Baluszynski, Piotr
66	31	31,57	0,9819	23,2286	14,99	125 Soltys, Maciej
67	33	37,71	0,8751	20,7011	13,36	185 Jaremek, Bartosz

MODIFIED -- Overall Stage Results

Cracow Open 2008

Printed wrzesień 25, 2008 at 9:46




Stage 9 --

	PTS	TIME	HIT FACTOR	STAGE POINTS	STAGE PERCENT	COMPETITOR # Name
1	149	22,38	6,6577	155,0000	100,00	93 Novak, Lubor
2	153	27,20	5,6250	130,9568	84,49	43 Horinek, Milos
3	147	28,44	5,1688	120,3354	77,64	169 Szabo, Alexander
4	151	30,96	4,8773	113,5485	73,26	33 Greclar, Ondrej
5	133	29,23	4,5501	105,9323	68,34	51 Klecanda, Kvido

OPEN -- Overall Stage Results

Cracow Open 2008

Printed wrzesień 25, 2008 at 9:46



Stage 10 --

	PTS	TIME	HIT FACTOR	STAGE POINTS	STAGE PERCENT	COMPETITOR # Name
1	45	4,29	10,4895	45,0000	100,00	40 Henes, Zdenek
2	43	5,91	7,2758	31,2132	69,36	101 Pixken, Erwin
3	42	5,97	7,0352	30,1809	67,07	157 Wylon, Marcin
4	44	6,48	6,7901	29,1296	64,73	158 Wylon, Marek
5	43	6,38	6,7398	28,9138	64,25	68 Kulis, Janusz
6	39	5,98	6,5217	27,9783	62,17	37 Hanes, Drahomir
7	37	6,43	5,7543	24,6858	54,86	42 Homonicky, Martin
8	39	7,19	5,4242	23,2698	51,71	152 Weglarczyk, Mariusz
9	44	8,25	5,3333	22,8800	50,84	23 Cucagna, Giulio Cesare
10	34	7,29	4,6639	20,0082	44,46	98 Pedrana, Marco

STANDARD -- Overall Stage Results**Cracow Open 2008**

Printed wrzesień 25, 2008 at 9:46

**Stage 10 --**

	PTS	TIME	HIT FACTOR	STAGE POINTS	STAGE PERCENT	COMPETITOR # Name
1	44	5,24	8,3969	45,0000	100,00	60 Kopunec, Peter
2	41	4,89	8,3845	44,9331	99,85	146 Vaclavik, Jaroslav
3	43	5,32	8,0827	43,3160	96,26	5 Batki, Gyorgy
4	45	5,67	7,9365	42,5325	94,52	108 Rehak, Michael
5	45	6,34	7,0978	38,0377	84,53	82 Miglecz, Gyula
6	41	5,81	7,0568	37,8180	84,04	16 Chan, Mario
7	43	6,26	6,8690	36,8116	81,80	119 Sioda, Wieslaw
8	42	6,15	6,8293	36,5987	81,33	39 Helan, Vit
9	39	5,78	6,7474	36,1600	80,36	178 Bielinski, Jaroslav
10	45	6,80	6,6176	35,4646	78,81	109 Ritvas, Alonas
11	35	5,31	6,5913	35,3236	78,50	120 Skowron, Marcin
12	43	6,54	6,5749	35,2356	78,30	148 Velicko, Laurius
13	43	6,62	6,4955	34,8098	77,36	19 Cieselski, Marcin
14	41	6,33	6,4771	34,7113	77,14	171 Burzec, Wieslaw
15	38	6,02	6,3123	33,8281	75,17	133 Szarvas, Peter
16	42	6,75	6,2222	33,3455	74,10	179 Saneczник, Szymon
17	35	5,68	6,1620	33,0226	73,38	138 Swierczek, Zbigniew
18	35	5,69	6,1511	32,9645	73,25	114 Sedina, Jiri
19	42	6,83	6,1493	32,9549	73,23	69 Kunovsky, Lukas
20	38	6,39	5,9468	31,8694	70,82	24 Dabrowski, Darek
21	41	6,93	5,9163	31,7060	70,46	50 Dose, Klaus-Peter
22	37	6,43	5,7543	30,8377	68,53	15 Buskiewicz, Lechoslaw
23	40	7,05	5,6738	30,4062	67,57	74 Lozinsky, Pawel
24	33	5,82	5,6701	30,3866	67,53	53 Kohn, Miroslav
25	37	6,55	5,6489	30,2727	67,27	26 Dlouha, Helena
26	39	7,00	5,5714	29,8578	66,35	80 Michalowski, Krzysztof
27	39	7,08	5,5085	29,5204	65,60	170 Koos, Zoltan
28	39	7,10	5,4930	29,4373	65,42	11 Bieniasz, Grzegorz
29	43	7,84	5,4847	29,3930	65,32	92 Noga, Tadeusz
30	41	7,55	5,4305	29,1023	64,67	73 Lozinska, Aniela
31	40	7,51	5,3262	28,5438	63,43	113 Schuppik, Dariusz
32	44	8,38	5,2506	28,1384	62,53	118 Sioda, Katarzyna
33	42	8,03	5,2304	28,0301	62,29	30 Gaweda, Boguslaw
34	42	8,43	4,9822	26,7001	59,33	72 LAZAROWICZ, MACIEJ
35	42	8,44	4,9763	26,6685	59,26	181 Molenda, Dariusz
36	40	8,17	4,8960	26,2379	58,31	167 Von Grawrock-Goes, Anton
37	41	8,59	4,7730	25,5789	56,84	121 Slunin, Andrej
38	40	8,71	4,5924	24,6112	54,69	161 Zdzitowiecki, Andrzej
39	42	9,25	4,5405	24,3332	54,07	75 Madajewski, Leszek
40	39	8,86	4,4018	23,5897	52,42	21 Clarke, Malcom
41	39	9,06	4,3046	23,0689	51,26	143 Trocki, Sebastian
42	36	8,73	4,1237	22,0993	49,11	122 Socha, Gracjan
43	44	10,93	4,0256	21,5737	47,94	112 Saneczник, Krzysztof
44	40	10,38	3,8536	20,6516	45,89	95 Patena, Pawel
45	23	6,02	3,8206	20,4749	45,50	165 Znamirowski, Slawek
46	41	11,19	3,6640	19,6356	43,63	22 Clarke, Pam

STANDARD -- Overall Stage Results

Cracow Open 2008

Printed wrzesień 25, 2008 at 9:46



Stage 10 --

	PTS	TIME	HIT FACTOR	STAGE POINTS	STAGE PERCENT	COMPETITOR # Name
47	44	12,94	3,4003	18,2226	40,49	35 Grigorjev, Konstantin
48	27	8,22	3,2847	17,6029	39,12	174 RUSZKIEWICZ, PAWEL
49	37	12,74	2,9042	15,5641	34,59	97 Pazourkova, Lenka
50	39	13,81	2,8240	15,1343	33,63	141 Tomczak, Andrzej
51	25	9,05	2,7624	14,8041	32,90	2 Baluszynska, Agnieszka
52	13	5,09	2,5540	13,6873	30,42	153 Widla, Radoslaw
53	28	11,06	2,5316	13,5673	30,15	25 Debski, Jaroslaw
54	23	9,63	2,3884	12,7995	28,44	136 Szymanski, Dariusz
55	35	14,76	2,3713	12,7079	28,24	127 Spychala, Beata
56	38	16,06	2,3661	12,6803	28,18	87 Moller, Jerzy
57	31	14,78	2,0974	11,2403	24,98	172 Rzadek, Krzystof
58	35	23,53	1,4875	7,9714	17,71	96 Pazourkova, Eva
59	0	15,86	0,0000	0,0000	0,00	168 Kasal, Zdenek

PRODUCTION -- Overall Stage Results**Cracow Open 2008**

Printed wrzesień 25, 2008 at 9:46

**Stage 10 --**

	PTS	TIME	HIT FACTOR	STAGE POINTS	STAGE PERCENT	COMPETITOR # Name
1	45	5,59	8,0501	45,0000	100,00	29 Frolo, Milan
2	43	5,40	7,9630	44,5130	98,92	180 Malcharek, Tomasz
3	37	4,76	7,7731	43,4517	96,56	78 Michalak, Norbert
4	41	5,35	7,6636	42,8392	95,20	173 Kwiecien, Stanislaw
5	43	5,62	7,6512	42,7705	95,05	115 Sedy, Roman
6	43	5,68	7,5704	42,3187	94,04	71 Lewandowski, Przemyslaw
7	41	5,71	7,1804	40,1384	89,20	55 Kolinski, Robert
8	39	5,69	6,8541	38,3146	85,14	83 Miklaszewski, Robert
9	39	5,98	6,5217	36,4565	81,01	124 Sokolowski, Leszek
10	37	5,72	6,4685	36,1591	80,35	86 Mizuro, Maciej
11	39	6,24	6,2500	34,9375	77,64	67 Kucharski, Tomasz
12	41	6,60	6,2121	34,7258	77,17	20 Ciurzynski, Pawel
13	45	7,25	6,2069	34,6966	77,10	7 Bazarnik, Marcin
14	41	6,69	6,1286	34,2586	76,13	28 Eschler, Ronald
15	39	6,47	6,0278	33,6955	74,88	65 Kubicz, Zbigniew
16	39	6,49	6,0092	33,5917	74,65	13 Borkowski, Lukasz
17	39	6,53	5,9724	33,3859	74,19	149 Volskii, Andrej
18	41	6,91	5,9334	33,1679	73,71	182 Grabarczyk, Jacek
19	41	6,92	5,9249	33,1199	73,60	49 Karpenko, Valerij
20	35	5,98	5,8528	32,7174	72,71	107 Redecker, Tomasz
21	33	5,65	5,8407	32,6496	72,55	54 Kolakowski, Jan
22	35	6,28	5,5732	31,1545	69,23	184 Acs, Stefan
23	39	7,05	5,5319	30,9234	68,72	44 Hrcniarik, Andrej
24	37	6,77	5,4653	30,5510	67,89	3 Baluszynski, Grzegorz
25	41	7,80	5,2564	29,3833	65,30	4 Baluszynski, Piotr
26	43	8,34	5,1559	28,8213	64,05	104 Poplawski, Grzegorz
27	37	7,18	5,1532	28,8064	64,01	76 Mecwel, Przemyslaw
28	39	7,65	5,0980	28,4980	63,33	128 Spychala, Maciek
29	39	7,71	5,0584	28,2763	62,84	47 Kala, Richard
30	41	8,11	5,0555	28,2602	62,80	106 Holicky, Radovan
31	35	6,95	5,0360	28,1511	62,56	34 Grigorjev, Kiril
32	41	8,23	4,9818	27,8481	61,88	154 Wilczynski, Artur
33	35	7,09	4,9365	27,5952	61,32	32 Golkowski, Marcin
34	37	7,54	4,9072	27,4310	60,96	156 Wrona, Robert
35	43	8,83	4,8698	27,2220	60,49	17 Cias, Mikolaj
36	31	6,73	4,6062	25,7489	57,22	175 Pajorski, Pawel
37	41	9,00	4,5556	25,4656	56,59	185 Jaremek, Bartosz
38	43	9,48	4,5359	25,3555	56,35	70 Kwatyra, Marcin
39	37	8,22	4,5012	25,1618	55,92	56 Konik, Slawek
40	37	8,26	4,4794	25,0399	55,64	155 Wochnik, Michal
41	43	9,91	4,3391	24,2553	53,90	12 Bojaruniec, Robert
42	31	7,16	4,3296	24,2025	53,78	81 Micinski, Bohdan
43	43	10,01	4,2957	24,0130	53,36	100 Pilch, Janusz
44	39	9,91	3,9354	21,9990	48,89	27 Dudek, Konrad
45	37	9,97	3,7111	20,7452	46,10	151 Wetzels, Thomas
46	41	11,10	3,6937	20,6477	45,88	103 Poniedzialek, Piotr

PRODUCTION -- Overall Stage Results

Cracow Open 2008

Printed wrzesień 25, 2008 at 9:46



Stage 10 --

	PTS	TIME	HIT FACTOR	STAGE POINTS	STAGE PERCENT	COMPETITOR # Name
47	29	7,86	3,6896	20,6247	45,83	90 Munkiak, Maciej
48	29	8,11	3,5758	19,9889	44,42	130 Streltsov, Sergey
49	43	12,11	3,5508	19,8489	44,11	135 Szpakowicz, Jarek
50	39	11,16	3,4946	19,5349	43,41	64 Kruger, Jurgen
51	33	9,57	3,4483	19,2759	42,84	8 Bekier, Piotr
52	37	11,27	3,2831	18,3523	40,78	159 Zawislak, Marek
53	31	9,47	3,2735	18,2988	40,66	62 Korzeniowski, Jaroslaw
54	45	13,80	3,2609	18,2283	40,51	61 Körner, Stanislaw
55	31	9,73	3,1860	17,8099	39,58	145 Ullman, Josef
56	37	11,62	3,1842	17,7995	39,55	6 Bazala, Marcin
57	35	11,03	3,1732	17,7380	39,42	129 Stobnicki, Rafal
58	16	5,43	2,9466	16,4715	36,60	57 Kopiec, Karol
59	29	10,70	2,7103	15,1505	33,67	125 Soltys, Maciej
60	25	10,12	2,4704	13,8093	30,69	105 Prokop, Katka
61	20	8,31	2,4067	13,4537	29,90	177 Jaksa, Dariusz
62	18	7,91	2,2756	12,7206	28,27	58 Kopiec, Marian
63	29	12,82	2,2621	12,6451	28,10	183 Zdzislaw, Jacek
64	31	14,07	2,2033	12,3163	27,37	176 Jaros, Rafal
65	22	10,28	2,1401	11,9630	26,58	36 Guschyn, Borys
66	10	5,05	1,9802	11,0693	24,60	14 Braun, Jurgen
67	0	7,43	0,0000	0,0000	0,00	134 Szczepanski, Artur

MODIFIED -- Overall Stage Results

Cracow Open 2008

Printed wrzesień 25, 2008 at 9:46



Stage 10 --

	PTS	TIME	HIT FACTOR	STAGE POINTS	STAGE PERCENT	COMPETITOR # Name
1	41	5,03	8,1511	45,0000	100,00	169 Szabo, Alexander
2	45	5,82	7,7320	42,6861	94,86	93 Novak, Lubor
3	42	5,74	7,3171	40,3956	89,77	43 Horinek, Milos
4	41	6,02	6,8106	37,5997	83,55	33 Grecnar, Ondrej
5	37	7,76	4,7680	26,3231	58,50	51 Klecanda, Kvido

OPEN -- Overall Stage Results

Cracow Open 2008

Printed wrzesień 25, 2008 at 9:46



Stage 11 --

	PTS	TIME	HIT FACTOR	STAGE POINTS	STAGE PERCENT	COMPETITOR # Name
1	39	3,78	10,3175	40,0000	100,00	40 Henes, Zdenek
2	40	4,76	8,4034	32,5792	81,45	101 Pixken, Erwin
3	40	5,17	7,7369	29,9955	74,99	98 Pedrana, Marco
4	40	5,23	7,6482	29,6514	74,13	157 Wylon, Marcin
5	40	5,68	7,0423	27,3023	68,26	68 Kulis, Janusz
6	40	5,94	6,7340	26,1072	65,27	42 Homonicky, Martin
7	40	6,08	6,5789	25,5061	63,77	37 Hanes, Drahomir
8	40	6,54	6,1162	23,7121	59,28	158 Wylon, Marek
9	40	6,88	5,8140	22,5402	56,35	23 Cucagna, Giulio Cesare
10	36	6,61	5,4463	21,1149	52,79	152 Weglarczyk, Mariusz

STANDARD -- Overall Stage Results**Cracow Open 2008**

Printed wrzesień 25, 2008 at 9:46

**Stage 11 --**

	PTS	TIME	HIT FACTOR	STAGE POINTS	STAGE PERCENT	COMPETITOR # Name
1	40	4,63	8,6393	40,0000	100,00	39 Helan, Vit
2	40	4,92	8,1301	37,6423	94,11	5 Batki, Gyorgy
3	40	5,09	7,8585	36,3851	90,96	60 Kopunec, Peter
4	40	5,29	7,5614	35,0095	87,52	146 Vaclavik, Jaroslav
5	40	5,32	7,5188	34,8120	87,03	120 Skowron, Marcin
6	40	5,49	7,2860	33,7341	84,34	19 Cieselski, Marcin
7	40	5,53	7,2333	33,4901	83,73	69 Kunovsky, Lukas
8	40	5,56	7,1942	33,3094	83,27	138 Swierczek, Zbigniew
9	40	5,61	7,1301	33,0125	82,53	26 Dlouha, Helena
10	40	5,71	7,0053	32,4343	81,09	121 Slunin, Andrej
11	40	5,72	6,9930	32,3776	80,94	133 Szarvas, Peter
12	40	6,01	6,6556	30,8153	77,04	92 Noga, Tadeusz
13	39	5,96	6,5436	30,2970	75,74	153 Widla, Radoslaw
14	40	6,17	6,4830	30,0162	75,04	161 Zdzitowiecki, Andrzej
15	40	6,21	6,4412	29,8229	74,56	30 Gaweda, Boguslaw
16	40	6,30	6,3492	29,3968	73,49	171 Burzec, Wieslaw
17	38	6,05	6,2810	29,0810	72,70	15 Buskiewicz, Lechoslaw
18	40	6,54	6,1162	28,3180	70,80	119 Sioda, Wieslaw
19	40	6,61	6,0514	28,0182	70,05	136 Szymanski, Dariusz
20	40	6,62	6,0423	27,9758	69,94	167 Von Grawrock-Goes, Anton
21	40	6,62	6,0423	27,9758	69,94	148 Velicko, Laurius
22	40	6,63	6,0332	27,9336	69,83	122 Socha, Gracjan
23	40	6,66	6,0060	27,8078	69,52	21 Clarke, Malcom
24	40	6,69	5,9791	27,6831	69,21	174 RUSZKIEWICZ, PAWEL
25	39	6,56	5,9451	27,5259	68,81	109 Ritvas, Alonas
26	40	6,90	5,7971	26,8406	67,10	108 Rehak, Michael
27	40	7,19	5,5633	25,7580	64,39	82 Miglecz, Gyula
28	40	7,30	5,4795	25,3699	63,42	179 Sanecznicz, Szymon
29	38	6,94	5,4755	25,3516	63,38	114 Sedina, Jiri
30	40	7,38	5,4201	25,0949	62,74	181 Molenda, Dariusz
31	40	7,39	5,4127	25,0609	62,65	74 Lozinsky, Pawel
32	40	7,58	5,2770	24,4327	61,08	178 Bielinski, Jaroslaw
33	40	7,89	5,0697	23,4727	58,68	73 Lozinska, Aniela
34	39	7,78	5,0129	23,2095	58,02	87 Moller, Jerzy
35	40	8,00	5,0000	23,1500	57,88	113 Schuppik, Dariusz
36	40	8,24	4,8544	22,4757	56,19	170 Koos, Zoltan
37	40	8,27	4,8368	22,3942	55,99	53 Kohn, Miroslav
38	39	8,07	4,8327	22,3755	55,94	75 Madajewski, Leszek
39	40	8,33	4,8019	22,2329	55,58	118 Sioda, Katarzyna
40	39	8,30	4,6988	21,7554	54,39	165 Znamirowski, Slawek
41	39	8,51	4,5828	21,2186	53,05	112 Sanecznicz, Krzysztof
42	38	8,50	4,4706	20,6988	51,75	2 Baluszynska, Agnieszka
43	40	9,27	4,3150	19,9784	49,95	80 Michalowski, Krzysztof
44	40	9,64	4,1494	19,2116	48,03	16 Chan, Mario
45	40	9,71	4,1195	19,0731	47,68	11 Bieniasz, Grzegorz
46	38	9,23	4,1170	19,0618	47,65	72 LAZAROWICZ, MACIEJ

STANDARD -- Overall Stage Results

Cracow Open 2008

Printed wrzesień 25, 2008 at 9:46



Stage 11 --

	PTS	TIME	HIT FACTOR	STAGE POINTS	STAGE PERCENT	COMPETITOR # Name
47	40	10,79	3,7071	17,1640	42,91	97 Pazourkova, Lenka
48	40	11,14	3,5907	16,6248	41,56	168 Kasal, Zdenek
49	40	11,33	3,5305	16,3460	40,86	50 Dose, Klaus-Peter
50	38	12,56	3,0255	14,0080	35,02	24 Dabrowski, Darek
51	40	14,56	2,7473	12,7198	31,80	127 Spychala, Beata
52	40	15,21	2,6298	12,1762	30,44	172 Rzadek, Krzystof
53	40	16,11	2,4829	11,4960	28,74	35 Grigorjev, Konstantin
54	40	17,39	2,3002	10,6498	26,62	141 Tomczak, Andrzej
55	40	19,40	2,0619	9,5464	23,87	25 Debski, Jaroslaw
56	30	21,28	1,4098	6,5273	16,32	96 Pazourkova, Eva
57	38	27,52	1,3808	6,3932	15,98	22 Clarke, Pam
58	40	39,51	1,0124	4,6874	11,72	143 Trocki, Sebastian
59	0	16,94	0,0000	0,0000	0,00	95 Patena, Pawel

PRODUCTION -- Overall Stage Results**Cracow Open 2008**

Printed wrzesień 25, 2008 at 9:46

**Stage 11 --**

	PTS	TIME	HIT FACTOR	STAGE POINTS	STAGE PERCENT	COMPETITOR # Name
1	40	4,53	8,8300	40,0000	100,00	29 Frolo, Milan
2	40	4,70	8,5106	38,5532	96,38	115 Sedy, Roman
3	40	4,74	8,4388	38,2279	95,57	107 Redecker, Tomasz
4	40	5,45	7,3394	33,2477	83,12	44 Hrniciarik, Andrej
5	40	5,79	6,9085	31,2953	78,24	54 Kolakowski, Jan
6	38	5,53	6,8716	31,1284	77,82	78 Michalak, Norbert
7	40	5,86	6,8259	30,9215	77,30	3 Baluszynski, Grzegorz
8	38	5,57	6,8223	30,9048	77,26	14 Braun, Jurgen
9	38	5,71	6,6550	30,1471	75,37	13 Borkowski, Lukasz
10	40	6,02	6,6445	30,0997	75,25	184 Acs, Stefan
11	40	6,14	6,5147	29,5114	73,78	124 Sokolowski, Leszek
12	38	6,26	6,0703	27,4984	68,75	86 Mizuro, Maciej
13	40	6,63	6,0332	27,3303	68,33	180 Malcharek, Tomasz
14	40	6,79	5,8910	26,6863	66,72	156 Wrona, Robert
15	40	6,84	5,8480	26,4912	66,23	83 Miklaszewski, Robert
16	38	6,54	5,8104	26,3211	65,80	62 Korzeniowski, Jaroslaw
17	38	6,59	5,7663	26,1214	65,30	55 Kolinski, Robert
18	40	7,11	5,6259	25,4852	63,71	173 Kwiecien, Stanislaw
19	40	7,14	5,6022	25,3782	63,45	149 Volskii, Andrej
20	40	7,39	5,4127	24,5196	61,30	71 Lewandowski, Przemyslaw
21	38	7,07	5,3748	24,3479	60,87	7 Bazarnik, Marcin
22	38	7,17	5,2999	24,0084	60,02	20 Ciurzynski, Pawel
23	36	7,01	5,1355	23,2639	58,16	67 Kucharski, Tomasz
24	40	8,02	4,9875	22,5935	56,48	104 Poplawski, Grzegorz
25	40	8,07	4,9566	22,4535	56,13	183 Zdzislaw, Jacek
26	40	8,07	4,9566	22,4535	56,13	17 Cias, Mikolaj
27	40	8,14	4,9140	22,2604	55,65	27 Dudek, Konrad
28	40	8,16	4,9020	22,2059	55,51	49 Karpenko, Valerij
29	40	8,39	4,7676	21,5971	53,99	56 Konik, Slawek
30	38	8,07	4,7088	21,3309	53,33	130 Streltsov, Sergey
31	38	8,27	4,5949	20,8150	52,04	135 Szpakowicz, Jarek
32	38	8,44	4,5024	20,3957	50,99	90 Munkiak, Maciej
33	40	8,93	4,4793	20,2912	50,73	185 Jaremek, Bartosz
34	40	8,96	4,4643	20,2232	50,56	47 Kala, Richard
35	40	9,07	4,4101	19,9779	49,94	65 Kubicz, Zbigniew
36	40	9,21	4,3431	19,6743	49,19	32 Golkowski, Marcin
37	38	9,37	4,0555	18,3714	45,93	159 Zawislak, Marek
38	40	9,97	4,0120	18,1745	45,44	57 Kopiec, Karol
39	36	9,17	3,9258	17,7841	44,46	106 Holicky, Radovan
40	40	10,19	3,9254	17,7821	44,46	64 Kruger, Jurgen
41	36	9,23	3,9003	17,6685	44,17	4 Baluszynski, Piotr
42	38	9,78	3,8855	17,6012	44,00	182 Grabarczyk, Jacek
43	40	10,48	3,8168	17,2901	43,23	34 Grigorjev, Kiril
44	40	10,53	3,7987	17,2080	43,02	134 Szczepanski, Artur
45	40	10,64	3,7594	17,0301	42,58	154 Wilczynski, Artur
46	40	10,93	3,6597	16,5782	41,45	12 Bojaruniec, Robert

PRODUCTION -- Overall Stage Results

Cracow Open 2008

Printed wrzesień 25, 2008 at 9:46



Stage 11 --

	PTS	TIME	HIT FACTOR	STAGE POINTS	STAGE PERCENT	COMPETITOR # Name
47	40	11,23	3,5619	16,1354	40,34	58 Kopiec, Marian
48	40	11,33	3,5305	15,9929	39,98	155 Wochnik, Michal
49	38	10,79	3,5218	15,9537	39,88	103 Poniedzialek, Piotr
50	40	11,54	3,4662	15,7019	39,25	128 Spychala, Maciej
51	40	12,31	3,2494	14,7197	36,80	76 Mecwel, Przemyslaw
52	38	12,05	3,1535	14,2855	35,71	28 Eschler, Ronald
53	38	12,53	3,0327	13,7382	34,35	151 Wetzel, Thomas
54	38	12,63	3,0087	13,6295	34,07	177 Jaksa, Dariusz
55	40	13,67	2,9261	13,2553	33,14	36 Guschyn, Borys
56	40	13,71	2,9176	13,2166	33,04	70 Kwatyra, Marcin
57	28	10,18	2,7505	12,4597	31,15	129 Stobnicki, Rafal
58	38	14,11	2,6931	12,1999	30,50	8 Bekier, Piotr
59	38	14,17	2,6817	12,1482	30,37	6 Bazala, Marcin
60	40	15,02	2,6631	12,0639	30,16	145 Ullman, Josef
61	36	15,34	2,3468	10,6310	26,58	61 Körner, Stanislav
62	36	16,00	2,2500	10,1925	25,48	105 Prokop, Katka
63	40	17,85	2,2409	10,1513	25,38	81 Micinski, Bohdan
64	26	11,92	2,1812	9,8809	24,70	125 Soltys, Maciej
65	40	18,49	2,1633	9,7999	24,50	100 Pilch, Janusz
66	38	20,55	1,8491	8,3766	20,94	176 Jaros, Rafal
67	22	26,03	0,8452	3,8287	9,57	175 Pajorski, Pawel

MODIFIED -- Overall Stage Results

Cracow Open 2008

Printed wrzesień 25, 2008 at 9:46



Stage 11 --

	PTS	TIME	HIT FACTOR	STAGE POINTS	STAGE PERCENT	COMPETITOR # Name
1	40	4,39	9,1116	40,0000	100,00	43 Horinek, Milos
2	40	5,02	7,9681	34,9801	87,45	93 Novak, Lubor
3	40	5,12	7,8125	34,2969	85,74	33 Grecnar, Ondrej
4	40	6,33	6,3191	27,7409	69,35	51 Klecanda, Kvido
5	40	8,07	4,9566	21,7596	54,40	169 Szabo, Alexander

OPEN -- Overall Stage Results

Cracow Open 2008

Printed wrzesień 25, 2008 at 9:46



Stage 12 --

	PTS	TIME	HIT FACTOR	STAGE POINTS	STAGE PERCENT	COMPETITOR # Name
1	88	10,53	8,3571	95,0000	100,00	40 Henes, Zdenek
2	89	11,80	7,5424	85,7388	90,25	37 Hanes, Drahomir
3	88	12,77	6,8912	78,3359	82,46	98 Pedrana, Marco
4	84	13,28	6,3253	71,9036	75,69	157 Wylon, Marcin
5	91	14,52	6,2672	71,2433	74,99	101 Pixken, Erwin
6	89	14,65	6,0751	69,0592	72,69	68 Kulis, Janusz
7	78	15,49	5,0355	57,2417	60,25	42 Homonicky, Martin
8	91	18,56	4,9030	55,7356	58,67	23 Cucagna, Giulio Cesare
9	77	24,21	3,1805	36,1547	38,06	152 Weglarczyk, Mariusz
10	87	27,39	3,1763	36,1074	38,01	158 Wylon, Marek

STANDARD -- Overall Stage Results

Cracow Open 2008

Printed wrzesień 25, 2008 at 9:46



Stage 12 --

	PTS	TIME	HIT FACTOR	STAGE POINTS	STAGE PERCENT	COMPETITOR # Name
1	93	11,85	7,8481	95,0000	100,00	5 Batki, Gyorgy
2	91	12,61	7,2165	87,3545	91,95	119 Sioda, Wieslaw
3	91	13,04	6,9785	84,4740	88,92	39 Helan, Vit
4	89	13,15	6,7681	81,9263	86,24	60 Kopunec, Peter
5	89	13,17	6,7578	81,8019	86,11	82 Migleczy, Gyula
6	91	15,08	6,0345	73,0464	76,89	19 Cieselski, Marcin
7	70	11,75	5,9574	72,1139	75,91	146 Vaclavik, Jaroslav
8	86	14,52	5,9229	71,6953	75,47	179 Saneczniczek, Szymon
9	86	14,74	5,8345	70,6252	74,34	133 Szarvas, Peter
10	86	14,91	5,7679	69,8200	73,49	30 Gaweda, Boguslaw
11	91	16,21	5,6138	67,9544	71,53	148 Velicko, Laurius
12	85	15,23	5,5811	67,5582	71,11	108 Rehak, Michael
13	91	16,49	5,5185	66,8005	70,32	165 Znamirovski, Slawek
14	85	15,54	5,4698	66,2105	69,70	138 Swierczek, Zbigniew
15	90	16,56	5,4348	65,7872	69,25	92 Noga, Tadeusz
16	84	15,50	5,4194	65,6004	69,05	153 Widla, Radoslaw
17	86	16,04	5,3616	64,9013	68,32	109 Ritvas, Alonas
18	85	16,02	5,3059	64,2267	67,61	178 Bielinski, Jaroslav
19	83	15,84	5,2399	63,4281	66,77	120 Skowron, Marcin
20	85	16,76	5,0716	61,3909	64,62	69 Kunovsky, Lukas
21	89	17,91	4,9693	60,1525	63,32	35 Grigorjev, Konstantin
22	81	16,35	4,9541	59,9689	63,13	114 Sedina, Jiri
23	93	18,90	4,9206	59,5635	62,70	74 Lozinsky, Pawel
24	81	17,32	4,6767	56,6104	59,59	26 Dlouha, Helena
25	75	16,11	4,6555	56,3540	59,32	121 Slunin, Andrej
26	87	19,11	4,5526	55,1084	58,01	75 Madajewski, Leszek
27	85	18,74	4,5358	54,9046	57,79	161 Zdzitowiecki, Andrzej
28	81	17,96	4,5100	54,5931	57,47	143 Trocki, Sebastian
29	73	16,21	4,5034	54,5128	57,38	80 Michalowski, Krzysztof
30	78	17,34	4,4983	54,4508	57,32	21 Clarke, Malcom
31	84	18,83	4,4610	53,9993	56,84	167 Von Grawrock-Goes, Anton
32	72	16,15	4,4582	53,9658	56,81	16 Chan, Mario
33	89	20,07	4,4345	53,6787	56,50	118 Sioda, Katarzyna
34	90	20,85	4,3165	52,2511	55,00	181 Molenda, Dariusz
35	89	20,73	4,2933	51,9696	54,70	171 Burzec, Wieslaw
36	64	15,16	4,2216	51,1022	53,79	53 Kohn, Miroslav
37	89	21,62	4,1166	49,8303	52,45	11 Bieniasz, Grzegorz
38	81	19,88	4,0744	49,3205	51,92	50 Dose, Klaus-Peter
39	83	20,87	3,9770	48,1409	50,67	73 Lozinska, Aniela
40	83	21,23	3,9096	47,3246	49,82	113 Schuppik, Dariusz
41	84	21,53	3,9015	47,2274	49,71	112 Saneczniczek, Krzysztof
42	84	22,40	3,7500	45,3931	47,78	87 Moller, Jerzy
43	68	18,67	3,6422	44,0883	46,41	15 Buskiewicz, Lechoslaw
44	87	24,33	3,5758	43,2849	45,56	168 Kasal, Zdenek
45	81	22,81	3,5511	42,9852	45,25	170 Koos, Zoltan
46	77	21,77	3,5370	42,8145	45,07	141 Tomczak, Andrzej

STANDARD -- Overall Stage Results

Cracow Open 2008

Printed wrzesień 25, 2008 at 9:46



Stage 12 --

	PTS	TIME	HIT FACTOR	STAGE POINTS	STAGE PERCENT	COMPETITOR # Name
47	73	20,78	3,5130	42,5242	44,76	24 Dabrowski, Darek
48	77	22,04	3,4936	42,2900	44,52	136 Szymanski, Dariusz
49	79	24,39	3,2390	39,2080	41,27	72 LAZAROWICZ, MACIEJ
50	89	30,55	2,9133	35,2645	37,12	25 Debski, Jaroslaw
51	52	19,62	2,6504	32,0821	33,77	174 RUSZKIEWICZ, PAWEL
52	56	23,89	2,3441	28,3747	29,87	2 Baluszynska, Agnieszka
53	81	35,02	2,3130	27,9981	29,47	97 Pazourkova, Lenka
54	71	42,27	1,6797	20,3322	21,40	96 Pazourkova, Eva
55	49	38,09	1,2864	15,5720	16,39	127 Spychala, Beata
56	39	36,17	1,0782	13,0519	13,74	22 Clarke, Pam
57	28	47,59	0,5884	7,1220	7,50	95 Patena, Pawel
58	6	22,21	0,2701	3,2701	3,44	122 Socha, Gracjan
59	4	43,58	0,0918	1,1110	1,17	172 Rzadek, Krzysztof

PRODUCTION -- Overall Stage Results**Cracow Open 2008**

Printed wrzesień 25, 2008 at 9:46

**Stage 12 --**

	PTS	TIME	HIT FACTOR	STAGE POINTS	STAGE PERCENT	COMPETITOR # Name
1	85	12,82	6,6303	95,0000	100,00	29 Frolo, Milan
2	91	14,01	6,4954	93,0671	97,97	107 Redecker, Tomasz
3	79	12,48	6,3301	90,6996	95,47	14 Braun, Jurgen
4	81	13,32	6,0811	87,1312	91,72	78 Michalak, Norbert
5	87	14,53	5,9876	85,7919	90,31	55 Kolinski, Robert
6	79	13,62	5,8003	83,1080	87,48	71 Lewandowski, Przemyslaw
7	85	14,76	5,7588	82,5135	86,86	180 Malcharek, Tomasz
8	81	14,16	5,7203	81,9624	86,28	13 Borkowski, Lukasz
9	81	14,17	5,7163	81,9045	86,22	44 Hrniciarik, Andrej
10	79	14,21	5,5595	79,6573	83,85	3 Baluszynski, Grzegorz
11	85	15,31	5,5519	79,5493	83,74	115 Sedy, Roman
12	77	14,54	5,2957	75,8785	79,87	57 Kopiec, Karol
13	79	15,07	5,2422	75,1115	79,06	34 Grigorjev, Kiril
14	93	18,01	5,1638	73,9881	77,88	149 Volskii, Andrej
15	85	16,64	5,1082	73,1911	77,04	173 Kwiecien, Stanislaw
16	81	16,02	5,0562	72,4461	76,26	184 Acs, Stefan
17	79	15,75	5,0159	71,8686	75,65	124 Sokolowski, Leszek
18	81	16,37	4,9481	70,8972	74,63	83 Miklaszewski, Robert
19	91	18,40	4,9457	70,8625	74,59	62 Korzeniowski, Jaroslaw
20	91	19,14	4,7544	68,1227	71,71	61 Körner, Stanislaw
21	83	17,82	4,6577	66,7365	70,25	128 Spychala, Maciek
22	83	17,84	4,6525	66,6616	70,17	67 Kucharski, Tomasz
23	83	17,84	4,6525	66,6616	70,17	49 Karpenko, Valerij
24	60	13,43	4,4676	64,0130	67,38	86 Mizuro, Maciej
25	66	15,37	4,2941	61,5266	64,76	47 Kala, Richard
26	68	15,87	4,2848	61,3938	64,63	104 Poplawski, Grzegorz
27	73	17,33	4,2123	60,3555	63,53	54 Kolakowski, Jan
28	75	17,95	4,1783	59,8673	63,02	130 Streltsov, Sergey
29	89	21,48	4,1434	59,3675	62,49	106 Holicky, Radovan
30	81	19,72	4,1075	58,8533	61,95	28 Eschler, Ronald
31	83	20,31	4,0867	58,5546	61,64	159 Zawislak, Marek
32	89	22,59	3,9398	56,4503	59,42	64 Kruger, Jurgen
33	64	16,31	3,9240	56,2236	59,18	20 Ciurzynski, Pawel
34	83	21,51	3,8587	55,2879	58,20	183 Zdzislaw, Jacek
35	77	21,26	3,6218	51,8944	54,63	12 Bojaruniec, Robert
36	89	24,92	3,5714	51,1723	53,87	70 Kwatyra, Marcin
37	75	21,38	3,5080	50,2627	52,91	32 Golkowski, Marcin
38	60	17,59	3,4110	48,8740	51,45	76 Mecwel, Przemyslaw
39	62	18,25	3,3973	48,6767	51,24	155 Wochnik, Michal
40	83	24,50	3,3878	48,5406	51,10	156 Wrona, Robert
41	65	19,87	3,2713	46,8714	49,34	65 Kubicz, Zbigniew
42	69	21,92	3,1478	45,1026	47,48	56 Konik, Slawek
43	46	14,91	3,0852	44,2052	46,53	7 Bazarnik, Marcin
44	79	25,87	3,0537	43,7546	46,06	8 Bekier, Piotr
45	59	19,55	3,0179	43,2412	45,52	90 Munkiak, Maciej
46	83	28,92	2,8700	41,1218	43,29	125 Soltys, Maciej

PRODUCTION -- Overall Stage Results

Cracow Open 2008

Printed wrzesień 25, 2008 at 9:46



Stage 12 --

	PTS	TIME	HIT FACTOR	STAGE POINTS	STAGE PERCENT	COMPETITOR # Name
47	81	28,52	2,8401	40,6938	42,84	17 Cias, Mikolaj
48	89	31,34	2,8398	40,6896	42,83	6 Bazala, Marcin
49	50	18,03	2,7732	39,7344	41,83	134 Szczepanski, Artur
50	77	27,98	2,7520	39,4308	41,51	177 Jaksa, Dariusz
51	65	23,62	2,7519	39,4299	41,51	129 Stobnicki, Rafal
52	60	21,81	2,7510	39,4174	41,49	154 Wilczynski, Artur
53	71	27,29	2,6017	37,2776	39,24	145 Ullman, Josef
54	65	26,03	2,4971	35,7793	37,66	182 Grabarczyk, Jacek
55	56	24,42	2,2932	32,8575	34,59	81 Micinski, Bohdan
56	53	23,14	2,2904	32,8175	34,54	36 Guschyn, Borys
57	57	25,11	2,2700	32,5253	34,24	100 Pilch, Janusz
58	57	26,17	2,1781	31,2078	32,85	27 Dudek, Konrad
59	56	26,24	2,1341	30,5786	32,19	105 Prokop, Katka
60	51	25,41	2,0071	28,7580	30,27	58 Kopiec, Marian
61	54	27,07	1,9948	28,5824	30,09	151 Wetzel, Thomas
62	69	36,48	1,8914	27,1011	28,53	103 Poniedzialek, Piotr
63	44	24,45	1,7996	25,7850	27,14	175 Pajorski, Pawel
64	46	25,75	1,7864	25,5961	26,94	135 Szpakowicz, Jarek
65	52	29,58	1,7579	25,1882	26,51	185 Jaremek, Bartosz
66	60	36,08	1,6630	23,8274	25,08	176 Jaros, Rafal
67	46	43,01	1,0695	15,3243	16,13	4 Baluszynski, Piotr

MODIFIED -- Overall Stage Results

Cracow Open 2008

Printed wrzesień 25, 2008 at 9:46



Stage 12 --

	PTS	TIME	HIT FACTOR	STAGE POINTS	STAGE PERCENT	COMPETITOR # Name
1	89	13,17	6,7578	95,0000	100,00	43 Horinek, Milos
2	81	15,07	5,3749	75,5599	79,54	33 Grecnar, Ondrej
3	79	15,69	5,0351	70,7821	74,51	51 Klecanda, Kvido
4	71	14,49	4,8999	68,8826	72,51	93 Novak, Lubor
5	54	15,67	3,4461	48,4445	50,99	169 Szabo, Alexander

Cracow Open 2008

Printed wrzesień 25, 2008 at 9:46



Disqualified Shooters

<u>No.</u>	<u>Name</u>
------------	-------------

102	Polak, Andrzej
-----	----------------