

OPEN -- Overall Stage Results

Zakonczenie Sezonu 2009

Printed listopad 30, 2009 at 11:00



Stage 1 -- jedyuka

	PTS	TIME	HIT FACTOR	STAGE POINTS	STAGE PERCENT	COMPETITOR # Name
1	99	15,00	6,6000	105,0000	100,00	54 Kleszcz, Roman
2	96	16,04	5,9850	95,2165	90,68	26 Ejsmont, Jerzy
3	43	21,43	2,0065	31,9221	30,40	52 Olszewski, Krzysztof

STANDARD -- Overall Stage Results

Zakonczenie Sezonu 2009

Printed listopad 30, 2009 at 11:00



Stage 1 -- jedynka

	PTS	TIME	HIT FACTOR	STAGE POINTS	STAGE PERCENT	COMPETITOR # Name
1	93	10,27	9,0555	105,0000	100,00	42 Borkowski, Lukasz
2	89	11,13	7,9964	92,7196	88,30	31 Czauderna, Slawomir
3	95	11,92	7,9698	92,4111	88,01	15 Gaweda, Boguslaw
4	96	12,85	7,4708	86,6253	82,50	62 Madajewski, Leszek
5	98	14,10	6,9504	80,5905	76,75	20 Michalowski, Krzysztof
6	80	12,05	6,6390	76,9803	73,31	44 Zdzitowiecki, Andrzej
7	99	15,53	6,3748	73,9164	70,40	19 Trocki, Sebastian
8	89	14,74	6,0380	70,0115	66,68	49 Amer, Andrzej
9	99	16,48	6,0073	69,6554	66,34	55 Golab, Tadeusz
10	83	13,87	5,9841	69,3871	66,08	12 Bielinski, Jaroslaw
11	97	16,46	5,8931	68,3311	65,08	34 Wochnik, Michal
12	85	14,52	5,8540	67,8780	64,65	30 Krukowski, Wojciech
13	85	15,11	5,6254	65,2276	62,12	7 Lewandowski, Jaroslaw
14	85	15,39	5,5231	64,0409	60,99	18 Pytel, Grzegorz
15	96	17,45	5,5014	63,7900	60,75	47 Koput, Jurand
16	93	17,06	5,4513	63,2093	60,20	53 Buszkiewicz, Lechoslaw
17	81	16,69	4,8532	56,2737	53,59	32 Bojanowski, Piotr
18	89	18,60	4,7849	55,4822	52,84	39 Debski, Jaroslaw
19	68	14,72	4,6196	53,5646	51,01	29 Miksza, Maciej
20	73	18,67	3,9100	45,3373	43,18	28 Czapla, Aleksandra
21	77	20,35	3,7838	43,8736	41,78	27 Ejsmont, Anna Karin
22	85	24,79	3,4288	39,7575	37,86	36 Stepniewicz, Hubert
23	63	18,99	3,3175	38,4674	36,64	33 Tomczak, Andrzej
24	0	0,00	0,0000	0,0000	0,00	67 Ozorowski, Pawel

PRODUCTION -- Overall Stage Results

Zakonczenie Sezonu 2009

Printed listopad 30, 2009 at 11:00



Stage 1 -- jedynka

	PTS	TIME	HIT FACTOR	STAGE POINTS	STAGE PERCENT	COMPETITOR # Name
1	101	12,97	7,7872	105,0000	100,00	50 Amer, Tomasz
2	83	11,02	7,5318	101,5557	96,72	65 Mecwel, Przemyslaw
3	97	13,12	7,3933	99,6887	94,94	9 Kaczynski, Maciej
4	101	13,79	7,3241	98,7563	94,05	46 Malcharek, Tomasz
5	97	13,40	7,2388	97,6056	92,96	17 Lewandowski, Przemyslaw
6	97	13,62	7,1219	96,0290	91,46	13 Wasilewski, Artur
7	87	12,23	7,1137	95,9181	91,35	57 Golkowski, Marcin
8	87	12,38	7,0275	94,7560	90,24	10 Kopiec, Karol
9	87	12,38	7,0275	94,7560	90,24	35 Kwiecien, Stanislaw
10	95	14,53	6,5382	88,1588	83,96	48 Ciurzynski, Pawel
11	72	11,33	6,3548	85,6861	81,61	59 Mizuro, Maciej
12	93	15,04	6,1835	83,3764	79,41	21 Kujawa, Pawel
13	89	14,42	6,1720	83,2209	79,26	51 Frost, Zbigniew
14	99	16,10	6,1491	82,9120	78,96	6 Zaworski, Radoslaw
15	87	14,20	6,1268	82,6112	78,68	16 Grabarczyk, Jacek
16	81	13,38	6,0538	81,6276	77,74	8 Ostrzycki, Jacek
17	83	13,77	6,0276	81,2741	77,40	11 Kopiec, Marian
18	91	15,32	5,9399	80,0923	76,28	63 Nizewicz, Witold
19	91	15,43	5,8976	79,5213	75,73	25 Wilczynski, Artur
20	83	14,70	5,6463	76,1322	72,51	23 Skowron, Marcin
21	99	17,92	5,5246	74,4912	70,94	43 Poplawski, Grzegorz
22	62	11,38	5,4482	73,4611	69,96	45 Redecker, Tomasz
23	93	18,50	5,0270	67,7827	64,55	64 Baluszynski, Piotr
24	83	16,75	4,9552	66,8146	63,63	37 Flakiewicz, Krzysztof
25	85	17,30	4,9133	66,2492	63,09	5 Bajerowski, Tomasz
26	87	18,45	4,7154	63,5815	60,55	38 Oczesala, Krzysztof
27	54	11,64	4,6392	62,5531	59,57	61 Kolakowski, Jan
28	81	18,11	4,4727	60,3079	57,44	60 Micinski, Bohdan
29	89	21,21	4,1961	56,5793	53,89	40 Poniedzialek, Piotr
30	51	13,27	3,8433	51,8212	49,35	58 Krzyzaniak, Roman
31	77	27,43	2,8071	37,8506	36,05	14 Cias, Mikołaj
32	20	15,14	1,3210	17,8120	16,96	24 Weglarczyk, Mariusz
33	0	0,00	0,0000	0,0000	0,00	66 Bazala, Marcin

OPEN -- Overall Stage Results

Zakonczenie Sezonu 2009

Printed listopad 30, 2009 at 11:00



Stage 2 -- dwójka

	PTS	TIME	HIT FACTOR	STAGE POINTS	STAGE PERCENT	COMPETITOR # Name
1	71	13,48	5,2671	80,0000	100,00	26 Ejsmont, Jerzy
2	76	19,55	3,8875	59,0457	73,81	52 Olszewski, Krzysztof
3	68	18,80	3,6170	54,9380	68,67	54 Kleszcz, Roman

STANDARD -- Overall Stage Results

Zakonczenie Sezonu 2009

Printed listopad 30, 2009 at 11:00



Stage 2 -- dwójka

	PTS	TIME	HIT FACTOR	STAGE POINTS	STAGE PERCENT	COMPETITOR # Name
1	74	9,23	8,0173	80,0000	100,00	42 Borkowski, Lukasz
2	68	8,57	7,9347	79,1750	98,97	62 Madajewski, Leszek
3	79	10,16	7,7756	77,5878	96,98	20 Michalowski, Krzysztof
4	73	9,45	7,7249	77,0816	96,35	15 Gaweda, Boguslaw
5	74	9,95	7,4372	74,2111	92,76	44 Zdzitowiecki, Andrzej
6	74	10,21	7,2478	72,3213	90,40	53 Buszkiewicz, Lechoslaw
7	75	11,05	6,7873	67,7265	84,66	55 Golab, Tadeusz
8	68	10,34	6,5764	65,6218	82,03	12 Bielinski, Jaroslaw
9	66	10,12	6,5217	65,0764	81,35	33 Tomczak, Andrzej
10	72	11,12	6,4748	64,6082	80,76	30 Krukowski, Wojciech
11	68	10,64	6,3910	63,7716	79,71	49 Amer, Andrzej
12	73	12,02	6,0732	60,6008	75,75	47 Koput, Jurand
13	68	11,29	6,0230	60,1001	75,13	29 Miksza, Maciej
14	74	12,39	5,9726	59,5964	74,50	19 Trocki, Sebastian
15	66	11,24	5,8719	58,5919	73,24	18 Pytel, Grzegorz
16	66	11,57	5,7044	56,9207	71,15	7 Lewandowski, Jaroslaw
17	53	9,86	5,3753	53,6363	67,05	34 Wochnik, Michal
18	74	15,33	4,8271	48,1670	60,21	31 Czauderna, Slawomir
19	64	14,40	4,4444	44,3484	55,44	39 Debski, Jaroslaw
20	53	14,06	3,7696	37,6141	47,02	28 Czapla, Aleksandra
21	62	19,08	3,2495	32,4245	40,53	27 Ejsmont, Anna Karin
22	58	19,16	3,0271	30,2059	37,76	36 Stepniewicz, Hubert
23	62	21,00	2,9524	29,4600	36,82	32 Bojanowski, Piotr
24	0	0,00	0,0000	0,0000	0,00	67 Ozorowski, Pawel

PRODUCTION -- Overall Stage Results**Zakonczenie Sezonu 2009**

Printed listopad 30, 2009 at 11:00

**Stage 2 -- dwójka**

	PTS	TIME	HIT FACTOR	STAGE POINTS	STAGE PERCENT	COMPETITOR # Name
1	70	7,64	9,1623	80,0000	100,00	35 Kwiecien, Stanislaw
2	76	8,63	8,8065	76,8932	96,12	8 Ostrzycki, Jacek
3	74	8,81	8,3995	73,3400	91,68	46 Malcharek, Tomasz
4	74	8,98	8,2405	71,9516	89,94	48 Ciurzynski, Pawel
5	70	8,53	8,2063	71,6530	89,57	45 Redecker, Tomasz
6	66	8,24	8,0097	69,9362	87,42	59 Mizuro, Maciej
7	70	8,74	8,0092	69,9314	87,41	16 Grabarczyk, Jacek
8	74	9,28	7,9741	69,6256	87,03	17 Lewandowski, Przemyslaw
9	72	9,52	7,5630	66,0360	82,55	50 Amer, Tomasz
10	78	10,37	7,5217	65,6752	82,09	63 Nizewicz, Witold
11	74	9,94	7,4447	65,0026	81,25	13 Wasilewski, Artur
12	76	10,25	7,4146	64,7403	80,93	21 Kujawa, Pawel
13	78	10,94	7,1298	62,2533	77,82	5 Bajerowski, Tomasz
14	72	10,25	7,0244	61,3330	76,67	65 Mecwel, Przemyslaw
15	72	10,33	6,9700	60,8580	76,07	51 Frost, Zbigniew
16	58	8,72	6,6514	58,0760	72,60	10 Kopiec, Karol
17	74	11,14	6,6427	58,0005	72,50	25 Wilczynski, Artur
18	70	10,67	6,5604	57,2821	71,60	9 Kaczynski, Maciej
19	76	12,14	6,2603	54,6613	68,33	64 Baluszynski, Piotr
20	58	9,48	6,1181	53,4201	66,78	23 Skowron, Marcin
21	53	9,28	5,7112	49,8670	62,33	58 Krzyzaniak, Roman
22	66	11,61	5,6848	49,6360	62,05	60 Micinski, Bohdan
23	68	12,24	5,5556	48,5079	60,63	24 Weglarczyk, Mariusz
24	72	13,57	5,3058	46,3274	57,91	43 Poplawski, Grzegorz
25	58	11,03	5,2584	45,9132	57,39	11 Kopiec, Marian
26	62	12,68	4,8896	42,6931	53,37	37 Flakiewicz, Krzysztof
27	64	13,15	4,8669	42,4952	53,12	6 Zaworski, Radoslaw
28	66	19,86	3,3233	29,0168	36,27	40 Poniedzialek, Piotr
29	37	11,48	3,2230	28,1414	35,18	14 Cias, Mikołaj
30	41	13,52	3,0325	26,4784	33,10	38 Oczesala, Krzysztof
31	25	8,79	2,8441	24,8334	31,04	57 Golkowski, Marcin
32	23	11,40	2,0175	17,6160	22,02	61 Kolakowski, Jan
33	0	0,00	0,0000	0,0000	0,00	66 Bazala, Marcin

OPEN -- Overall Stage Results

Zakonczenie Sezonu 2009

Printed listopad 30, 2009 at 11:00



Stage 3 -- trójka

	PTS	TIME	HIT FACTOR	STAGE POINTS	STAGE PERCENT	COMPETITOR # Name
1	81	13,53	5,9867	85,0000	100,00	54 Kleszcz, Roman
2	83	17,66	4,6999	66,7297	78,51	26 Ejsmont, Jerzy
3	79	19,92	3,9659	56,3079	66,24	52 Olszewski, Krzysztof

STANDARD -- Overall Stage Results

Zakonczenie Sezonu 2009

Printed listopad 30, 2009 at 11:00



Stage 3 -- trójka

	PTS	TIME	HIT FACTOR	STAGE POINTS	STAGE PERCENT	COMPETITOR # Name
1	83	12,15	6,8313	85,0000	100,00	19 Trocki, Sebastian
2	79	11,96	6,6054	82,1889	96,69	42 Borkowski, Lukasz
3	71	10,89	6,5197	81,1237	95,44	53 Buszkiewicz, Lechoslaw
4	71	11,33	6,2665	77,9732	91,73	15 Gaweda, Boguslaw
5	74	11,94	6,1977	77,1160	90,72	20 Michalowski, Krzysztof
6	77	12,87	5,9829	74,4439	87,58	12 Bielinski, Jaroslaw
7	81	13,66	5,9297	73,7822	86,80	34 Wochnik, Michal
8	60	10,20	5,8824	73,1928	86,11	31 Czauderna, Slawomir
9	67	11,44	5,8566	72,8729	85,73	30 Krukowski, Wojciech
10	81	13,94	5,8106	72,3002	85,06	47 Koput, Jurand
11	82	14,12	5,8074	72,2597	85,01	55 Golab, Tadeusz
12	66	11,40	5,7895	72,0371	84,75	62 Madajewski, Leszek
13	75	13,47	5,5679	69,2805	81,51	18 Pytel, Grzegorz
14	75	14,39	5,2120	64,8511	76,30	33 Tomczak, Andrzej
15	75	14,54	5,1582	64,1821	75,51	49 Amer, Andrzej
16	73	14,22	5,1336	63,8764	75,15	32 Bojanowski, Piotr
17	67	13,55	4,9446	61,5251	72,38	29 Miksza, Maciej
18	73	15,18	4,8090	59,8368	70,40	36 Stepniewicz, Hubert
19	65	16,33	3,9804	49,5273	58,27	39 Debski, Jaroslaw
20	73	19,92	3,6647	45,5985	53,65	27 Ejsmont, Anna Karin
21	78	23,34	3,3419	41,5825	48,92	44 Zdzitowiecki, Andrzej
22	43	17,00	2,5294	31,4729	37,03	7 Lewandowski, Jaroslaw
23	58	33,52	1,7303	21,5299	25,33	28 Czapla, Aleksandra
24	0	0,00	0,0000	0,0000	0,00	67 Ozorowski, Pawel

PRODUCTION -- Overall Stage Results

Zakonczenie Sezonu 2009

Printed listopad 30, 2009 at 11:00



Stage 3 -- trójka

	PTS	TIME	HIT FACTOR	STAGE POINTS	STAGE PERCENT	COMPETITOR # Name
1	71	8,61	8,2462	85,0000	100,00	8 Ostrzycki, Jacek
2	77	9,37	8,2177	84,7061	99,65	35 Kwiecien, Stanislaw
3	79	9,99	7,9079	81,5127	95,90	17 Lewandowski, Przemyslaw
4	79	10,97	7,2015	74,2308	87,33	45 Redeck, Tomasz
5	79	11,52	6,8576	70,6868	83,16	65 Mecwel, Przemyslaw
6	75	11,11	6,7507	69,5842	81,86	59 Mizuro, Maciej
7	71	10,63	6,6792	68,8476	81,00	23 Skowron, Marcin
8	79	11,96	6,6054	68,0863	80,10	9 Kaczynski, Maciej
9	79	12,14	6,5074	67,0768	78,91	46 Malcharek, Tomasz
10	83	12,82	6,4743	66,7350	78,51	51 Frost, Zbigniew
11	73	11,57	6,3094	65,0359	76,51	57 Golkowski, Marcin
12	79	12,56	6,2898	64,8338	76,28	48 Ciurzynski, Pawel
13	81	13,03	6,2164	64,0773	75,39	50 Amer, Tomasz
14	67	11,01	6,0854	62,7265	73,80	61 Kolakowski, Jan
15	77	12,83	6,0016	61,8625	72,78	11 Kopiec, Marian
16	79	13,24	5,9668	61,5039	72,36	13 Wasilewski, Artur
17	75	12,76	5,8777	60,5863	71,28	6 Zaworski, Radoslaw
18	77	13,52	5,6953	58,7054	69,07	43 Poplawski, Grzegorz
19	79	13,94	5,6671	58,4155	68,72	58 Krzyzaniak, Roman
20	81	14,63	5,5366	57,0695	67,14	21 Kujawa, Pawel
21	83	15,30	5,4248	55,9178	65,79	63 Nizewicz, Witold
22	75	13,87	5,4074	55,7376	65,57	5 Bajerowski, Tomasz
23	75	14,46	5,1867	53,4634	62,90	14 Cias, Mikolaj
24	77	15,95	4,8276	49,7615	58,54	60 Micinski, Bohdan
25	73	15,34	4,7588	49,0525	57,71	10 Kopiec, Karol
26	71	16,88	4,2062	43,3560	51,01	16 Grabarczyk, Jacek
27	79	19,10	4,1361	42,6341	50,16	38 Oczesala, Krzysztof
28	69	16,71	4,1293	42,5634	50,07	25 Wilczynski, Artur
29	75	18,32	4,0939	42,1987	49,65	40 Poniedzialek, Piotr
30	81	20,36	3,9784	41,0082	48,24	64 Baluszynski, Piotr
31	69	18,36	3,7582	38,7383	45,57	24 Weglarczyk, Mariusz
32	67	20,12	3,3300	34,3250	40,38	37 Flakiewicz, Krzysztof
33	0	0,00	0,0000	0,0000	0,00	66 Bazala, Marcin

OPEN -- Overall Stage Results

Zakonczenie Sezonu 2009

Printed listopad 30, 2009 at 11:00



Stage 4 -- czwórka

	PTS	TIME	HIT FACTOR	STAGE POINTS	STAGE PERCENT	COMPETITOR # Name
1	60	10,59	5,6657	70,0000	100,00	54 Kleszcz, Roman
2	66	14,99	4,4029	54,3983	77,71	26 Ejsmont, Jerzy
3	0	16,13	0,0000	0,0000	0,00	52 Olszewski, Krzysztof

STANDARD -- Overall Stage Results**Zakonczenie Sezonu 2009**

Printed listopad 30, 2009 at 11:00

**Stage 4 -- czwórka**

	PTS	TIME	HIT FACTOR	STAGE POINTS	STAGE PERCENT	COMPETITOR # Name
1	68	9,09	7,4807	70,0000	100,00	20 Michalowski, Krzysztof
2	68	10,04	6,7729	63,3765	90,54	62 Madajewski, Leszek
3	67	10,04	6,6733	62,4445	89,21	55 Golab, Tadeusz
4	66	11,21	5,8876	55,0924	78,70	42 Borkowski, Lukasz
5	65	11,68	5,5651	52,0743	74,39	44 Zdzitowiecki, Andrzej
6	62	11,22	5,5258	51,7073	73,87	12 Bielinski, Jaroslaw
7	68	12,42	5,4750	51,2319	73,19	47 Koput, Jurand
8	51	9,67	5,2740	49,3511	70,50	15 Gaweda, Boguslaw
9	62	11,76	5,2721	49,3330	70,48	30 Krukowski, Wojciech
10	66	12,64	5,2215	48,8596	69,80	49 Amer, Andrzej
11	62	12,37	5,0121	46,9002	67,00	19 Trocki, Sebastian
12	66	13,23	4,9887	46,6807	66,69	39 Debski, Jaroslaw
13	54	10,91	4,9496	46,3150	66,16	29 Miksza, Maciej
14	58	12,82	4,5242	42,3344	60,48	32 Bojanowski, Piotr
15	60	13,89	4,3197	40,4205	57,74	33 Tomczak, Andrzej
16	32	7,77	4,1184	38,5374	55,05	31 Czauderna, Slawomir
17	45	11,34	3,9683	37,1324	53,05	18 Pytel, Grzegorz
18	51	12,86	3,9658	37,1093	53,01	34 Wochnik, Michal
19	43	11,41	3,7686	35,2643	50,38	36 Stepniewicz, Hubert
20	58	15,61	3,7156	34,7679	49,67	28 Czapla, Aleksandra
21	37	10,15	3,6453	34,1105	48,73	53 Buszkiewicz, Lechoslaw
22	43	15,82	2,7181	25,4340	36,33	27 Ejsmont, Anna Karin
23	36	16,71	2,1544	20,1595	28,80	7 Lewandowski, Jaroslaw
24	0	0,00	0,0000	0,0000	0,00	67 Ozorowski, Pawel

PRODUCTION -- Overall Stage Results

Zakonczenie Sezonu 2009

Printed listopad 30, 2009 at 11:00



Stage 4 -- czwórka

	PTS	TIME	HIT FACTOR	STAGE POINTS	STAGE PERCENT	COMPETITOR # Name
1	66	8,89	7,4241	70,0000	100,00	23 Skowron, Marcin
2	64	9,16	6,9869	65,8780	94,11	8 Ostrzycki, Jacek
3	60	8,88	6,7568	63,7080	91,01	65 Mecwel, Przemyslaw
4	66	9,81	6,7278	63,4353	90,62	48 Ciurzynski, Pawel
5	60	9,60	6,2500	58,9299	84,19	35 Kwiecien, Stanislaw
6	68	11,27	6,0337	56,8906	81,27	13 Wasilewski, Artur
7	68	11,32	6,0071	56,6394	80,91	50 Amer, Tomasz
8	58	9,75	5,9487	56,0892	80,13	61 Kolakowski, Jan
9	62	10,51	5,8991	55,6218	79,46	37 Flakiewicz, Krzysztof
10	64	11,03	5,8024	54,7092	78,16	45 Redecker, Tomasz
11	62	11,43	5,4243	51,1448	73,06	10 Kopiec, Karol
12	51	9,78	5,2147	49,1685	70,24	51 Frost, Zbigniew
13	66	12,69	5,2009	49,0386	70,06	63 Nizewicz, Witold
14	47	9,05	5,1934	48,9672	69,95	17 Lewandowski, Przemyslaw
15	64	12,95	4,9421	46,5979	66,57	25 Wilczynski, Artur
16	58	11,81	4,9111	46,3056	66,15	16 Grabarczyk, Jacek
17	64	13,19	4,8522	45,7500	65,36	43 Poplawski, Grzegorz
18	70	14,54	4,8143	45,3931	64,85	5 Bajerowski, Tomasz
19	51	10,78	4,7310	44,6074	63,72	46 Malcharek, Tomasz
20	64	13,73	4,6613	43,9507	62,79	11 Kopiec, Marian
21	68	14,64	4,6448	43,7949	62,56	21 Kujawa, Pawel
22	45	10,50	4,2857	40,4091	57,73	59 Mizuro, Maciej
23	68	15,89	4,2794	40,3498	57,64	6 Zaworski, Radoslaw
24	66	15,74	4,1931	39,5362	56,48	58 Krzyzaniak, Roman
25	64	15,48	4,1344	38,9821	55,69	64 Baluszynski, Piotr
26	62	15,21	4,0763	38,4342	54,91	24 Weglarczyk, Mariusz
27	39	9,59	4,0667	38,3444	54,78	57 Golkowski, Marcin
28	62	15,62	3,9693	37,4254	53,46	9 Kaczynski, Maciej
29	62	16,12	3,8462	36,2646	51,81	40 Poniedzialek, Piotr
30	45	12,05	3,7344	35,2112	50,30	60 Micinski, Bohdan
31	43	12,68	3,3912	31,9746	45,68	38 Oczesala, Krzysztof
32	58	22,74	2,5506	24,0488	34,36	14 Cias, Mikolaj
33	0	0,00	0,0000	0,0000	0,00	66 Bazala, Marcin

OPEN -- Overall Stage Results

Zakonczenie Sezonu 2009

Printed listopad 30, 2009 at 11:00



Stage 5 -- piątka

	PTS	TIME	HIT FACTOR	STAGE POINTS	STAGE PERCENT	COMPETITOR # Name
1	58	10,62	5,4614	60,0000	100,00	26 Ejsmont, Jerzy
2	40	9,07	4,4101	48,4507	80,75	54 Kleszcz, Roman
3	50	12,07	4,1425	45,5104	75,85	52 Olszewski, Krzysztof

STANDARD -- Overall Stage Results

Zakonczenie Sezonu 2009

Printed listopad 30, 2009 at 11:00



Stage 5 -- piątka

	PTS	TIME	HIT FACTOR	STAGE POINTS	STAGE PERCENT	COMPETITOR # Name
1	55	6,78	8,1121	60,0000	100,00	15 Gaweda, Boguslaw
2	54	6,97	7,7475	57,3033	95,51	62 Madajewski, Leszek
3	49	6,83	7,1742	53,0632	88,44	20 Michalowski, Krzysztof
4	54	7,64	7,0681	52,2780	87,13	49 Amer, Andrzej
5	56	8,50	6,5882	48,7290	81,21	19 Trocki, Sebastian
6	50	7,66	6,5274	48,2791	80,47	42 Borkowski, Lukasz
7	44	6,86	6,4140	47,4402	79,07	31 Czauderna, Slawomir
8	54	8,62	6,2645	46,3345	77,22	44 Zdzitowiecki, Andrzej
9	48	7,73	6,2096	45,9283	76,55	53 Buszkiewicz, Lechoslaw
10	50	8,31	6,0168	44,5028	74,17	12 Bielinski, Jaroslaw
11	48	8,80	5,4545	40,3438	67,24	18 Pytel, Grzegorz
12	44	8,51	5,1704	38,2421	63,74	30 Krukowski, Wojciech
13	35	7,36	4,7554	35,1729	58,62	29 Miksza, Maciej
14	50	11,03	4,5331	33,5284	55,88	34 Wochnik, Michal
15	35	7,83	4,4700	33,0617	55,10	55 Golab, Tadeusz
16	42	9,44	4,4492	32,9076	54,85	32 Bojanowski, Piotr
17	40	9,31	4,2965	31,7781	52,96	36 Stepniewicz, Hubert
18	52	12,86	4,0435	29,9075	49,85	27 Ejsmont, Anna Karin
19	38	10,01	3,7962	28,0781	46,80	47 Koput, Jurand
20	48	13,22	3,6309	26,8552	44,76	39 Debski, Jaroslaw
21	50	13,87	3,6049	26,6632	44,44	7 Lewandowski, Jaroslaw
22	33	10,51	3,1399	23,2236	38,71	28 Czaplą, Aleksandra
23	28	11,05	2,5339	18,7419	31,24	33 Tomczak, Andrzej
24	0	0,00	0,0000	0,0000	0,00	67 Ozorowski, Pawel

PRODUCTION -- Overall Stage Results**Zakonczenie Sezonu 2009**

Printed listopad 30, 2009 at 11:00

**Stage 5 -- piątka**

	PTS	TIME	HIT FACTOR	STAGE POINTS	STAGE PERCENT	COMPETITOR # Name
1	56	7,57	7,3976	60,0000	100,00	23 Skowron, Marcin
2	56	8,09	6,9221	56,1434	93,57	10 Kopiec, Karol
3	52	7,70	6,7532	54,7737	91,29	63 Nizewicz, Witold
4	56	8,35	6,7066	54,3952	90,66	50 Amer, Tomasz
5	48	7,18	6,6852	54,2220	90,37	8 Ostrzycki, Jacek
6	54	8,28	6,5217	52,8960	88,16	37 Flakiewicz, Krzysztof
7	44	7,05	6,2411	50,6201	84,37	17 Lewandowski, Przemyslaw
8	52	8,44	6,1611	49,9712	83,29	35 Kwiecien, Stanislaw
9	56	9,23	6,0672	49,2091	82,02	43 Poplawski, Grzegorz
10	56	9,46	5,9197	48,0127	80,02	51 Frost, Zbigniew
11	54	9,21	5,8632	47,5547	79,26	46 Malcharek, Tomasz
12	36	6,17	5,8347	47,3235	78,87	65 Mecwel, Przemyslaw
13	50	8,62	5,8005	47,0459	78,41	48 Ciurzynski, Pawel
14	56	9,79	5,7201	46,3943	77,32	64 Baluszynski, Piotr
15	44	7,80	5,6410	45,7527	76,25	45 Redeck, Tomasz
16	56	10,15	5,5172	44,7488	74,58	9 Kaczynski, Maciej
17	37	6,91	5,3546	43,4293	72,38	59 Mizuro, Maciej
18	48	9,03	5,3156	43,1134	71,86	13 Wasilewski, Artur
19	44	8,65	5,0867	41,2568	68,76	24 Weglarczyk, Mariusz
20	38	8,63	4,4032	35,7135	59,52	60 Micinski, Bohdan
21	40	9,23	4,3337	35,1494	58,58	57 Golkowski, Marcin
22	42	10,23	4,1056	33,2991	55,50	25 Wilczynski, Artur
23	46	11,60	3,9655	32,1632	53,61	40 Poniedzialek, Piotr
24	40	10,75	3,7209	30,1794	50,30	14 Cias, Mikolaj
25	43	12,38	3,4733	28,1713	46,95	38 Oczesala, Krzysztof
26	27	8,28	3,2609	26,4480	44,08	58 Krzyzaniak, Roman
27	25	8,37	2,9869	24,2256	40,38	61 Kolakowski, Jan
28	35	12,99	2,6944	21,8533	36,42	11 Kopiec, Marian
29	16	9,25	1,7297	14,0293	23,38	5 Bajerowski, Tomasz
30	12	9,66	1,2422	10,0754	16,79	16 Grabarczyk, Jacek
31	4	6,86	0,5831	4,7293	7,88	21 Kujawa, Pawel
32	0	0,00	0,0000	0,0000	0,00	66 Bazala, Marcin
33	0	6,93	0,0000	0,0000	0,00	6 Zaworski, Radoslaw

OPEN -- Overall Stage Results

Zakonczenie Sezonu 2009

Printed listopad 30, 2009 at 11:00



Stage 6 -- szóstka

	PTS	TIME	HIT FACTOR	STAGE POINTS	STAGE PERCENT	COMPETITOR # Name
1	74	8,35	8,8623	80,0000	100,00	54 Kleszcz, Roman
2	77	10,77	7,1495	64,5386	80,67	26 Ejsmont, Jerzy
3	66	13,75	4,8000	43,3297	54,16	52 Olszewski, Krzysztof

STANDARD -- Overall Stage Results

Zakonczenie Sezonu 2009

Printed listopad 30, 2009 at 11:00



Stage 6 -- szóstka

	PTS	TIME	HIT FACTOR	STAGE POINTS	STAGE PERCENT	COMPETITOR # Name
1	76	7,82	9,7187	80,0000	100,00	62 Madajewski, Leszek
2	74	7,64	9,6859	79,7300	99,66	31 Czauderna, Slawomir
3	77	8,45	9,1124	75,0097	93,76	15 Gaweda, Boguslaw
4	78	8,75	8,9143	73,3786	91,72	44 Zdzitowiecki, Andrzej
5	74	8,76	8,4475	69,5362	86,92	12 Bielinski, Jaroslaw
6	74	9,17	8,0698	66,4271	83,03	29 Miksza, Maciej
7	78	10,10	7,7228	63,5706	79,46	18 Pytel, Grzegorz
8	61	7,95	7,6730	63,1605	78,95	42 Borkowski, Lukasz
9	76	10,01	7,5924	62,4975	78,12	49 Amer, Andrzej
10	77	10,26	7,5049	61,7770	77,22	20 Michalowski, Krzysztof
11	76	10,15	7,4877	61,6355	77,04	19 Trocki, Sebastian
12	76	10,34	7,3501	60,5029	75,63	33 Tomczak, Andrzej
13	77	10,81	7,1230	58,6338	73,29	47 Koput, Jurand
14	64	9,57	6,6876	55,0492	68,81	55 Golab, Tadeusz
15	66	9,88	6,6802	54,9883	68,74	30 Krukowski, Wojciech
16	68	10,30	6,6019	54,3444	67,93	36 Stepniewicz, Hubert
17	64	10,16	6,2992	51,8525	64,82	53 Buszkiewicz, Lechoslaw
18	68	11,78	5,7725	47,5168	59,40	39 Debski, Jaroslaw
19	72	12,69	5,6738	46,7040	58,38	7 Lewandowski, Jaroslaw
20	66	13,61	4,8494	39,9180	49,90	28 Czapla, Aleksandra
21	59	12,87	4,5843	37,7361	47,17	32 Bojanowski, Piotr
22	47	10,98	4,2805	35,2354	44,04	34 Wochnik, Michal
23	43	14,16	3,0367	24,9970	31,25	27 Ejsmont, Anna Karin
24	0	0,00	0,0000	0,0000	0,00	67 Ozorowski, Pawel

PRODUCTION -- Overall Stage Results**Zakonczenie Sezonu 2009**

Printed listopad 30, 2009 at 11:00

**Stage 6 -- szóstka**

	PTS	TIME	HIT FACTOR	STAGE POINTS	STAGE PERCENT	COMPETITOR # Name
1	76	7,27	10,4539	80,0000	100,00	17 Lewandowski, Przemyslaw
2	72	7,28	9,8901	75,6854	94,61	8 Ostrzycki, Jacek
3	72	7,68	9,3750	71,7434	89,68	61 Kolakowski, Jan
4	74	8,14	9,0909	69,5694	86,96	9 Kaczynski, Maciej
5	78	8,66	9,0069	68,9267	86,16	50 Amer, Tomasz
6	64	7,11	9,0014	68,8844	86,11	23 Skowron, Marcin
7	78	8,97	8,6957	66,5446	83,18	59 Mizuro, Maciej
8	80	9,23	8,6674	66,3283	82,91	13 Wasilewski, Artur
9	80	9,30	8,6021	65,8291	82,29	5 Bajerowski, Tomasz
10	66	7,69	8,5826	65,6793	82,10	65 Mecwel, Przemyslaw
11	80	9,65	8,2902	63,4415	79,30	63 Nizewicz, Witold
12	72	8,95	8,0447	61,5631	76,95	58 Krzyzaniak, Roman
13	70	8,74	8,0092	61,2911	76,61	45 Redecker, Tomasz
14	78	10,37	7,5217	57,5608	71,95	51 Frost, Zbigniew
15	66	8,89	7,4241	56,8137	71,02	46 Malcharek, Tomasz
16	62	8,75	7,0857	54,2244	67,78	10 Kopiec, Karol
17	74	10,55	7,0142	53,6772	67,10	11 Kopiec, Marian
18	78	11,37	6,8602	52,4983	65,62	43 Poplawski, Grzegorz
19	74	10,93	6,7704	51,8110	64,76	35 Kwiecien, Stanislaw
20	72	11,09	6,4923	49,6835	62,10	6 Zaworski, Radoslaw
21	72	11,56	6,2284	47,6634	59,58	21 Kujawa, Pawel
22	68	11,08	6,1372	46,9656	58,71	38 Oczesala, Krzysztof
23	64	10,66	6,0038	45,9445	57,43	14 Cias, Mikolaj
24	76	12,78	5,9468	45,5086	56,89	64 Baluszynski, Piotr
25	70	12,00	5,8333	44,6404	55,80	60 Micinski, Bohdan
26	46	9,05	5,0829	38,8974	48,62	16 Grabarczyk, Jacek
27	70	14,31	4,8917	37,4343	46,79	25 Wilczynski, Artur
28	38	8,40	4,5238	34,6190	43,27	48 Ciurzynski, Pawel
29	64	14,35	4,4599	34,1302	42,66	40 Poniedzialek, Piotr
30	47	11,41	4,1192	31,5227	39,40	24 Weglarczyk, Mariusz
31	39	10,81	3,6078	27,6089	34,51	37 Flakiewicz, Krzysztof
32	4	11,02	0,3630	2,7777	3,47	57 Golkowski, Marcin
33	0	0,00	0,0000	0,0000	0,00	66 Bazala, Marcin

OPEN -- Overall Stage Results

Zakonczenie Sezonu 2009

Printed listopad 30, 2009 at 11:00



Stage 7 -- siódemka

	PTS	TIME	HIT FACTOR	STAGE POINTS	STAGE PERCENT	COMPETITOR # Name
1	45	13,74	3,2751	65,0000	100,00	54 Kleszcz, Roman
2	41	14,73	2,7834	55,2419	84,99	26 Ejsmont, Jerzy
3	13	19,42	0,6694	13,2856	20,44	52 Olszewski, Krzysztof

STANDARD -- Overall Stage Results

Zakonczenie Sezonu 2009

Printed listopad 30, 2009 at 11:00



Stage 7 -- siódemka

	PTS	TIME	HIT FACTOR	STAGE POINTS	STAGE PERCENT	COMPETITOR # Name
1	55	9,89	5,5612	65,0000	100,00	42 Borkowski, Lukasz
2	55	10,56	5,2083	60,8759	93,66	62 Madajewski, Leszek
3	45	10,76	4,1822	48,8818	75,20	20 Michalowski, Krzysztof
4	59	14,37	4,1058	47,9891	73,83	44 Zdzitowiecki, Andrzej
5	55	13,41	4,1014	47,9381	73,75	49 Amer, Andrzej
6	60	14,93	4,0188	46,9719	72,26	47 Koput, Jurand
7	47	12,06	3,8972	45,5510	70,08	12 Bielinski, Jaroslaw
8	49	13,03	3,7606	43,9540	67,62	53 Buszkiewicz, Lechoslaw
9	40	11,92	3,3557	39,2221	60,34	31 Czauderna, Slawomir
10	43	14,00	3,0714	35,8994	55,23	36 Stepniewicz, Hubert
11	33	11,40	2,8947	33,8342	52,05	55 Golab, Tadeusz
12	49	17,56	2,7904	32,6151	50,18	34 Wochnik, Michal
13	43	15,60	2,7564	32,2174	49,57	18 Pytel, Grzegorz
14	24	11,47	2,0924	24,4565	37,63	29 Miksza, Maciej
15	26	14,71	1,7675	20,6589	31,78	30 Krukowski, Wojciech
16	25	14,51	1,7229	20,1382	30,98	7 Lewandowski, Jaroslaw
17	26	15,65	1,6613	19,4181	29,87	28 Czaplą, Aleksandra
18	30	19,40	1,5464	18,0745	27,81	27 Ejsmont, Anna Karin
19	23	14,99	1,5344	17,9338	27,59	32 Bojanowski, Piotr
20	28	23,37	1,1981	14,0038	21,54	33 Tomczak, Andrzej
21	18	16,15	1,1146	13,0271	20,04	39 Debski, Jaroslaw
22	11	10,00	1,1000	12,8570	19,78	15 Gaweda, Boguslaw
23	15	16,13	0,9299	10,8694	16,72	19 Trocki, Sebastian
24	0	0,00	0,0000	0,0000	0,00	67 Ozorowski, Pawel

PRODUCTION -- Overall Stage Results**Zakonczenie Sezonu 2009**

Printed listopad 30, 2009 at 11:00

**Stage 7 -- siódemka**

	PTS	TIME	HIT FACTOR	STAGE POINTS	STAGE PERCENT	COMPETITOR # Name
1	51	9,60	5,3125	65,0000	100,00	65 Mecwel, Przemyslaw
2	57	11,02	5,1724	63,2860	97,36	59 Mizuro, Maciej
3	55	12,65	4,3478	53,1969	81,84	58 Krzyzaniak, Roman
4	51	12,02	4,2429	51,9135	79,87	9 Kaczynski, Maciej
5	53	12,93	4,0990	50,1524	77,16	13 Wasilewski, Artur
6	55	14,01	3,9258	48,0329	73,90	46 Malcharek, Tomasz
7	51	13,11	3,8902	47,5973	73,23	45 Redeck, Tomasz
8	39	10,94	3,5649	43,6176	67,10	17 Lewandowski, Przemyslaw
9	37	10,46	3,5373	43,2797	66,58	35 Kwiecien, Stanislaw
10	49	14,08	3,4801	42,5802	65,51	63 Nizewicz, Witold
11	47	13,78	3,4107	41,7314	64,20	37 Flakiewicz, Krzysztof
12	41	12,10	3,3884	41,4584	63,78	57 Golkowski, Marcin
13	38	11,90	3,1933	39,0707	60,11	50 Amer, Tomasz
14	39	12,76	3,0564	37,3963	57,53	38 Oczesala, Krzysztof
15	43	15,37	2,7977	34,2302	52,66	64 Baluszynski, Piotr
16	40	14,82	2,6991	33,0237	50,81	25 Wilczynski, Artur
17	26	9,65	2,6943	32,9656	50,72	61 Kolakowski, Jan
18	49	18,50	2,6486	32,4070	49,86	43 Poplawski, Grzegorz
19	30	11,63	2,5795	31,5614	48,56	48 Ciurzynski, Pawel
20	32	13,34	2,3988	29,3500	45,15	5 Bajerowski, Tomasz
21	41	17,73	2,3125	28,2937	43,53	40 Poniedzialek, Piotr
22	37	17,93	2,0636	25,2485	38,84	21 Kujawa, Pawel
23	26	12,72	2,0440	25,0092	38,48	8 Ostrzycki, Jacek
24	20	13,72	1,4577	17,8357	27,44	14 Cias, Mikolaj
25	21	15,49	1,3557	16,5876	25,52	16 Grabarczyk, Jacek
26	15	12,04	1,2458	15,2433	23,45	10 Kopiec, Karol
27	16	14,04	1,1396	13,9434	21,45	60 Micinski, Bohdan
28	40	38,68	1,0341	12,6528	19,47	11 Kopiec, Marian
29	9	11,24	0,8007	9,7969	15,07	23 Skowron, Marcin
30	10	14,28	0,7003	8,5681	13,18	51 Frost, Zbigniew
31	7	14,31	0,4892	5,9851	9,21	6 Zaworski, Radoslaw
32	0	0,00	0,0000	0,0000	0,00	66 Bazala, Marcin
33	0	18,03	0,0000	0,0000	0,00	24 Weglarczyk, Mariusz

OPEN -- Overall Stage Results

Zakonczenie Sezonu 2009

Printed listopad 30, 2009 at 11:00



Stage 8 -- ósemka

	PTS	TIME	HIT FACTOR	STAGE POINTS	STAGE PERCENT	COMPETITOR # Name
1	134	20,71	6,4703	160,0000	100,00	54 Kleszcz, Roman
2	147	27,47	5,3513	132,3287	82,71	26 Ejsmont, Jerzy
3	138	32,66	4,2254	104,4860	65,30	52 Olszewski, Krzysztof

STANDARD -- Overall Stage Results

Zakonczenie Sezonu 2009

Printed listopad 30, 2009 at 11:00



Stage 8 -- ósemka

	PTS	TIME	HIT FACTOR	STAGE POINTS	STAGE PERCENT	COMPETITOR # Name
1	150	16,71	8,9767	160,0000	100,00	44 Zdzitowiecki, Andrzej
2	149	16,72	8,9115	158,8383	99,27	15 Gaweda, Boguslaw
3	154	17,30	8,9017	158,6645	99,17	20 Michalowski, Krzysztof
4	152	17,33	8,7709	156,3328	97,71	42 Borkowski, Lukasz
5	149	17,29	8,6177	153,6019	96,00	62 Madajewski, Leszek
6	152	19,34	7,8594	140,0852	87,55	19 Trocki, Sebastian
7	150	19,32	7,7640	138,3851	86,49	53 Buszkiewicz, Lechoslaw
8	148	19,95	7,4185	132,2282	82,64	49 Amer, Andrzej
9	144	19,44	7,4074	132,0296	82,52	18 Pytel, Grzegorz
10	136	18,59	7,3158	130,3961	81,50	31 Czauderna, Slawomir
11	136	19,33	7,0357	125,4042	78,38	12 Bielinski, Jaroslaw
12	138	19,80	6,9697	124,2279	77,64	34 Wochnik, Michal
13	157	22,74	6,9041	123,0593	76,91	47 Koput, Jurand
14	153	22,83	6,7017	119,4512	74,66	55 Golab, Tadeusz
15	150	22,58	6,6430	118,4057	74,00	7 Lewandowski, Jaroslaw
16	129	21,04	6,1312	109,2821	68,30	30 Krukowski, Wojciech
17	142	23,40	6,0684	108,1627	67,60	36 Stepniewicz, Hubert
18	134	22,77	5,8849	104,8931	65,56	28 Czapla, Aleksandra
19	150	26,38	5,6861	101,3495	63,34	33 Tomczak, Andrzej
20	123	22,67	5,4257	96,7072	60,44	29 Miksza, Maciej
21	128	26,74	4,7868	85,3206	53,33	39 Debski, Jaroslaw
22	100	24,22	4,1288	73,5921	46,00	67 Ozorowski, Pawel
23	142	35,16	4,0387	71,9854	44,99	27 Ejsmont, Anna Karin

PRODUCTION -- Overall Stage Results**Zakonczenie Sezonu 2009**

Printed listopad 30, 2009 at 11:00


**Stage 8 -- ósemka**

	PTS	TIME	HIT FACTOR	STAGE POINTS	STAGE PERCENT	COMPETITOR # Name
1	152	15,90	9,5597	160,0000	100,00	45 Redeki, Tomasz
2	152	16,70	9,1018	152,3353	95,21	9 Kaczynski, Maciej
3	142	15,65	9,0735	151,8614	94,91	17 Lewandowski, Przemyslaw
4	154	17,32	8,8915	148,8149	93,01	48 Ciurzynski, Pawel
5	150	16,90	8,8757	148,5518	92,84	8 Ostrzycki, Jacek
6	150	17,09	8,7771	146,9003	91,81	46 Malcharek, Tomasz
7	146	17,88	8,1655	136,6655	85,42	57 Golkowski, Marcin
8	154	18,98	8,1138	135,7995	84,87	50 Amer, Tomasz
9	154	19,40	7,9381	132,8595	83,04	51 Frost, Zbigniew
10	146	19,14	7,6280	127,6687	79,79	13 Wasilewski, Artur
11	144	19,08	7,5472	126,3158	78,95	65 Mecwel, Przemyslaw
12	156	20,72	7,5290	126,0110	78,76	43 Poplawski, Grzegorz
13	136	18,27	7,4439	124,5873	77,87	61 Kolakowski, Jan
14	125	17,02	7,3443	122,9204	76,83	59 Mizuro, Maciej
15	120	16,42	7,3082	122,3155	76,45	35 Kwiecien, Stanislaw
16	140	19,18	7,2993	122,1667	76,35	23 Skowron, Marcin
17	146	20,18	7,2349	121,0891	75,68	66 Bazala, Marcin
18	140	20,25	6,9136	115,7115	72,32	6 Zaworski, Radoslaw
19	140	20,37	6,8729	115,0298	71,89	5 Bajerowski, Tomasz
20	132	19,21	6,8714	115,0059	71,88	40 Poniedzialek, Piotr
21	158	23,06	6,8517	114,6757	71,67	64 Baluszynski, Piotr
22	132	19,28	6,8465	114,5883	71,62	14 Cias, Mikolaj
23	156	23,24	6,7126	112,3471	70,22	25 Wilczynski, Artur
24	128	19,32	6,6253	110,8859	69,30	24 Weglarczyk, Mariusz
25	117	17,67	6,6214	110,8212	69,26	58 Krzyzaniak, Roman
26	136	20,94	6,4947	108,7015	67,94	37 Flakiewicz, Krzysztof
27	150	27,36	5,4825	91,7590	57,35	38 Oczesala, Krzysztof
28	131	24,01	5,4561	91,3172	57,07	16 Grabarczyk, Jacek
29	158	29,16	5,4184	90,6866	56,68	21 Kujawa, Pawel
30	72	19,24	3,7422	62,6327	39,15	60 Micinski, Bohdan

OPEN -- Overall Stage Results

Zakonczenie Sezonu 2009

Printed listopad 30, 2009 at 11:00



Stage 9 -- dziewiątka

	PTS	TIME	HIT FACTOR	STAGE POINTS	STAGE PERCENT	COMPETITOR # Name
1	148	22,69	6,5227	155,0000	100,00	26 Ejsmont, Jerzy
2	137	22,08	6,2047	147,4436	95,12	54 Kleszcz, Roman
3	129	32,18	4,0087	95,2595	61,46	52 Olszewski, Krzysztof

STANDARD -- Overall Stage Results

Zakonczenie Sezonu 2009

Printed listopad 30, 2009 at 11:00



Stage 9 -- dziewiątka

	PTS	TIME	HIT FACTOR	STAGE POINTS	STAGE PERCENT	COMPETITOR # Name
1	150	15,71	9,5481	155,0000	100,00	20 Michalowski, Krzysztof
2	146	16,36	8,9242	144,8726	93,47	15 Gaweda, Boguslaw
3	141	15,85	8,8959	144,4131	93,17	44 Zdzitowiecki, Andrzej
4	147	16,79	8,7552	142,1292	91,70	31 Czauderna, Slawomir
5	155	18,64	8,3155	134,9902	87,09	42 Borkowski, Lukasz
6	153	18,84	8,1210	131,8339	85,05	19 Trocki, Sebastian
7	143	18,11	7,8962	128,1841	82,70	55 Golab, Tadeusz
8	133	17,59	7,5611	122,7446	79,19	53 Buszkiewicz, Lechoslaw
9	153	20,53	7,4525	120,9815	78,05	29 Miksza, Maciej
10	134	18,52	7,2354	117,4574	75,78	62 Madajewski, Leszek
11	148	20,47	7,2301	117,3709	75,72	47 Koput, Jurand
12	119	17,33	6,8667	111,4718	71,92	12 Bielinski, Jaroslaw
13	127	18,63	6,8170	110,6643	71,40	49 Amer, Andrzej
14	131	19,87	6,5929	107,0262	69,05	7 Lewandowski, Jaroslaw
15	137	20,84	6,5739	106,7184	68,85	30 Krukowski, Wojciech
16	124	19,81	6,2595	101,6141	65,56	34 Wochnik, Michal
17	125	20,44	6,1155	99,2763	64,05	36 Stepniewicz, Hubert
18	115	19,66	5,8494	94,9579	61,26	18 Pytel, Grzegorz
19	127	27,32	4,6486	75,4640	48,69	67 Ozorowski, Pawel
20	131	28,61	4,5788	74,3310	47,96	27 Ejsmont, Anna Karin
21	97	23,44	4,1382	67,1786	43,34	28 Czapla, Aleksandra
22	128	31,02	4,1264	66,9861	43,22	33 Tomczak, Andrzej
23	110	29,02	3,7905	61,5335	39,70	39 Debski, Jaroslaw

PRODUCTION -- Overall Stage Results

Zakonczenie Sezonu 2009

Printed listopad 30, 2009 at 11:00




Stage 9 -- dziewiątka

	PTS	TIME	HIT FACTOR	STAGE POINTS	STAGE PERCENT	COMPETITOR # Name
1	153	15,41	9,9286	155,0000	100,00	35 Kwiecien, Stanislaw
2	149	15,14	9,8415	153,6396	99,12	8 Ostrzycki, Jacek
3	151	16,67	9,0582	141,4113	91,23	17 Lewandowski, Przemyslaw
4	153	17,78	8,6052	134,3391	86,67	50 Amer, Tomasz
5	135	15,99	8,4428	131,8039	85,03	13 Wasilewski, Artur
6	153	18,21	8,4020	131,1669	84,62	46 Malcharek, Tomasz
7	137	16,83	8,1402	127,0806	81,99	23 Skowron, Marcin
8	131	16,21	8,0814	126,1628	81,40	45 Redeck, Tomasz
9	143	17,73	8,0654	125,9129	81,23	48 Ciurzynski, Pawel
10	145	18,40	7,8804	123,0249	79,37	59 Mizuro, Maciej
11	141	18,07	7,8030	121,8159	78,59	6 Zaworski, Radoslaw
12	145	18,85	7,6923	120,0880	77,48	51 Frost, Zbigniew
13	141	19,06	7,3977	115,4886	74,51	9 Kaczynski, Maciej
14	141	19,09	7,3861	115,3071	74,39	37 Flakiewicz, Krzysztof
15	131	17,81	7,3554	114,8287	74,08	65 Mecwel, Przemyslaw
16	135	18,52	7,2894	113,7983	73,42	5 Bajerowski, Tomasz
17	127	18,92	6,7125	104,7914	67,61	24 Weglarczyk, Mariusz
18	143	21,36	6,6948	104,5148	67,43	66 Bazala, Marcin
19	113	17,08	6,6159	103,2841	66,63	61 Kolakowski, Jan
20	151	22,91	6,5910	102,8951	66,38	40 Poniedzialek, Piotr
21	139	21,22	6,5504	102,2615	65,98	21 Kujawa, Pawel
22	108	16,93	6,3792	99,5886	64,25	57 Golkowski, Marcin
23	117	19,40	6,0309	94,1515	60,74	16 Grabarczyk, Jacek
24	105	17,78	5,9055	92,1935	59,48	58 Krzyzaniak, Roman
25	139	23,63	5,8824	91,8320	59,25	64 Baluszynski, Piotr
26	116	19,81	5,8556	91,4148	58,98	25 Wilczynski, Artur
27	129	22,78	5,6629	88,4054	57,04	43 Poplawski, Grzegorz
28	139	25,44	5,4638	85,2983	55,03	38 Oczesala, Krzysztof
29	108	22,51	4,7979	74,9016	48,32	60 Micinski, Bohdan
30	127	28,07	4,5244	70,6324	45,57	14 Cias, Mikolaj

OPEN -- Overall Stage Results

Zakonczenie Sezonu 2009

Printed listopad 30, 2009 at 11:00



Stage 10 -- dziesiątka

	PTS	TIME	HIT FACTOR	STAGE POINTS	STAGE PERCENT	COMPETITOR # Name
1	122	19,93	6,1214	130,0000	100,00	54 Kleszcz, Roman
2	122	24,00	5,0833	107,9542	83,04	26 Ejsmont, Jerzy
3	91	24,97	3,6444	77,3951	59,53	52 Olszewski, Krzysztof

STANDARD -- Overall Stage Results**Zakonczenie Sezonu 2009**

Printed listopad 30, 2009 at 11:00

**Stage 10 -- dziesiątka**

	PTS	TIME	HIT FACTOR	STAGE POINTS	STAGE PERCENT	COMPETITOR # Name
1	122	15,73	7,7559	130,0000	100,00	44 Zdzitowiecki, Andrzej
2	120	15,58	7,7022	129,0999	99,31	15 Gaweda, Boguslaw
3	124	16,70	7,4251	124,4565	95,74	62 Madajewski, Leszek
4	126	17,29	7,2874	122,1484	93,96	42 Borkowski, Lukasz
5	119	17,12	6,9509	116,5079	89,62	55 Golab, Tadeusz
6	126	18,26	6,9003	115,6597	88,97	20 Michalowski, Krzysztof
7	118	17,94	6,5775	110,2483	84,81	53 Buszkiewicz, Lechoslaw
8	116	18,95	6,1214	102,6032	78,93	7 Lewandowski, Jaroslaw
9	108	17,99	6,0033	100,6248	77,40	30 Krukowski, Wojciech
10	126	22,02	5,7221	95,9103	73,78	47 Koput, Jurand
11	106	18,55	5,7143	95,7799	73,68	49 Amer, Andrzej
12	116	20,66	5,6147	94,1109	72,39	33 Tomczak, Andrzej
13	120	22,11	5,4274	90,9714	69,98	12 Bielinski, Jaroslaw
14	104	19,79	5,2552	88,0846	67,76	36 Stepniewicz, Hubert
15	112	24,21	4,6262	77,5417	59,65	34 Wochnik, Michal
16	112	24,81	4,5143	75,6665	58,20	28 Czapla, Aleksandra
17	83	19,00	4,3684	73,2212	56,32	29 Miksza, Maciej
18	91	21,24	4,2844	71,8123	55,24	19 Trocki, Sebastian
19	100	24,76	4,0388	67,6958	52,07	27 Ejsmont, Anna Karin
20	96	33,34	2,8794	48,2634	37,13	18 Pytel, Grzegorz
21	91	32,23	2,8235	47,3253	36,40	39 Debski, Jaroslaw
22	109	1667,00	0,0654	1,0960	0,84	31 Czauderna, Slawomir

PRODUCTION -- Overall Stage Results**Zakonczenie Sezonu 2009**

Printed listopad 30, 2009 at 11:00


**Stage 10 -- dziesiątka**

	PTS	TIME	HIT FACTOR	STAGE POINTS	STAGE PERCENT	COMPETITOR # Name
1	124	14,72	8,4239	130,0000	100,00	8 Ostrzycki, Jacek
2	126	15,48	8,1395	125,6114	96,62	50 Amer, Tomasz
3	122	16,05	7,6012	117,3044	90,23	9 Kaczynski, Maciej
4	126	17,75	7,0986	109,5473	84,27	17 Lewandowski, Przemyslaw
5	103	14,98	6,8758	106,1096	81,62	35 Kwiecien, Stanislaw
6	118	18,02	6,5483	101,0547	77,73	65 Mecwel, Przemyslaw
7	101	15,92	6,3442	97,9057	75,31	61 Kolakowski, Jan
8	120	19,48	6,1602	95,0652	73,13	48 Ciurzynski, Pawel
9	118	19,20	6,1458	94,8441	72,96	58 Krzyzaniak, Roman
10	97	16,20	5,9877	92,4030	71,08	13 Wasilewski, Artur
11	118	19,88	5,9356	91,5999	70,46	37 Flakiewicz, Krzysztof
12	103	17,46	5,8992	91,0379	70,03	59 Mizuro, Maciej
13	112	19,73	5,6766	87,6033	67,39	51 Frost, Zbigniew
14	120	21,73	5,5223	85,2219	65,56	43 Poplawski, Grzegorz
15	116	21,06	5,5081	85,0020	65,39	5 Bajerowski, Tomasz
16	76	14,60	5,2055	80,3323	61,79	45 Redeki, Tomasz
17	113	23,21	4,8686	75,1334	57,79	46 Malcharek, Tomasz
18	98	20,69	4,7366	73,0962	56,23	14 Cias, Mikolaj
19	122	26,75	4,5607	70,3826	54,14	64 Baluszynski, Piotr
20	87	19,13	4,5478	70,1833	53,99	23 Skowron, Marcin
21	101	22,99	4,3932	67,7972	52,15	24 Weglarczyk, Mariusz
22	81	19,07	4,2475	65,5487	50,42	57 Golkowski, Marcin
23	122	29,22	4,1752	64,4331	49,56	21 Kujawa, Pawel
24	112	26,87	4,1682	64,3250	49,48	38 Oczesala, Krzysztof
25	91	22,01	4,1345	63,8044	49,08	6 Zaworski, Radoslaw
26	89	24,00	3,7083	57,2280	44,02	40 Poniedzialek, Piotr
27	78	21,28	3,6654	56,5656	43,51	25 Wilczynski, Artur
28	62	17,32	3,5797	55,2425	42,49	66 Bazala, Marcin
29	63	31,49	2,0006	30,8743	23,75	16 Grabarczyk, Jacek
30	34	25,16	1,3514	20,8544	16,04	60 Micinski, Bohdan

OPEN -- Overall Stage Results

Zakonczenie Sezonu 2009

Printed listopad 30, 2009 at 11:00



Stage 11 -- jedenastka

	PTS	TIME	HIT FACTOR	STAGE POINTS	STAGE PERCENT	COMPETITOR # Name
1	38	5,66	6,7138	40,0000	100,00	52 Olszewski, Krzysztof
2	40	6,00	6,6667	39,7193	99,30	26 Ejsmont, Jerzy
3	19	4,64	4,0948	24,3966	60,99	54 Kleszcz, Roman

STANDARD -- Overall Stage Results

Zakonczenie Sezonu 2009

Printed listopad 30, 2009 at 11:00



Stage 11 -- jedenastka

	PTS	TIME	HIT FACTOR	STAGE POINTS	STAGE PERCENT	COMPETITOR # Name
1	38	4,69	8,1023	40,0000	100,00	62 Madajewski, Leszek
2	36	4,57	7,8775	38,8898	97,22	31 Czauderna, Slawomir
3	38	5,57	6,8223	33,6804	84,20	36 Stepniewicz, Hubert
4	34	5,45	6,2385	30,7986	77,00	49 Amer, Andrzej
5	39	6,47	6,0278	29,7584	74,40	20 Michalowski, Krzysztof
6	36	6,01	5,9900	29,5718	73,93	30 Krukowski, Wojciech
7	36	6,02	5,9801	29,5226	73,81	12 Bielinski, Jaroslaw
8	39	6,81	5,7269	28,2727	70,68	15 Gaweda, Boguslaw
9	35	6,57	5,3272	26,2998	65,75	55 Golab, Tadeusz
10	36	6,93	5,1948	25,6459	64,11	7 Lewandowski, Jaroslaw
11	38	7,40	5,1351	25,3514	63,38	33 Tomczak, Andrzej
12	23	4,56	5,0439	24,9007	62,25	42 Borkowski, Lukasz
13	39	7,80	5,0000	24,6842	61,71	47 Koput, Jurand
14	34	7,06	4,8159	23,7752	59,44	39 Debski, Jaroslaw
15	38	9,04	4,2035	20,7522	51,88	44 Zdzitowiecki, Andrzej
16	34	8,22	4,1363	20,4200	51,05	34 Wochnik, Michal
17	38	10,89	3,4894	17,2268	43,07	19 Trocki, Sebastian
18	15	5,21	2,8791	14,2136	35,53	29 Miksza, Maciej
19	19	6,64	2,8614	14,1265	35,32	18 Pytel, Grzegorz
20	19	6,94	2,7378	13,5159	33,79	28 Czapla, Aleksandra
21	23	10,18	2,2593	11,1540	27,88	27 Ejsmont, Anna Karin
22	8	4,27	1,8735	9,2494	23,12	53 Buszkiewicz, Lechoslaw

PRODUCTION -- Overall Stage Results**Zakonczenie Sezonu 2009**

Printed listopad 30, 2009 at 11:00

**Stage 11 -- jedenastka**

	PTS	TIME	HIT FACTOR	STAGE POINTS	STAGE PERCENT	COMPETITOR # Name
1	40	4,64	8,6207	40,0000	100,00	9 Kaczynski, Maciej
2	34	4,13	8,2324	38,1985	95,50	65 Mecwel, Przemyslaw
3	38	4,85	7,8351	36,3546	90,89	45 Redecker, Tomasz
4	40	5,18	7,7220	35,8301	89,58	8 Ostrzycki, Jacek
5	34	4,43	7,6749	35,6117	89,03	35 Kwiecien, Stanislaw
6	34	4,48	7,5893	35,2143	88,04	58 Krzyzaniak, Roman
7	38	5,04	7,5397	34,9841	87,46	17 Lewandowski, Przemyslaw
8	36	5,03	7,1571	33,2087	83,02	23 Skowron, Marcin
9	38	5,36	7,0896	32,8955	82,24	50 Amer, Tomasz
10	36	5,09	7,0727	32,8173	82,04	46 Malcharek, Tomasz
11	40	5,74	6,9686	32,3345	80,84	43 Poplawski, Grzegorz
12	34	5,20	6,5385	30,3385	75,85	59 Mizuro, Maciej
13	38	6,23	6,0995	28,3018	70,75	48 Ciurzynski, Pawel
14	36	6,01	5,9900	27,7937	69,48	57 Golkowski, Marcin
15	38	7,20	5,2778	24,4889	61,22	38 Oczesala, Krzysztof
16	34	6,53	5,2067	24,1593	60,40	64 Baluszynski, Piotr
17	40	8,11	4,9322	22,8853	57,21	40 Poniedzialek, Piotr
18	34	7,22	4,7091	21,8504	54,63	21 Kujawa, Pawel
19	17	3,97	4,2821	19,8690	49,67	61 Kolakowski, Jan
20	23	5,68	4,0493	18,7887	46,97	13 Wasilewski, Artur
21	21	5,48	3,8321	17,7810	44,45	5 Bajerowski, Tomasz
22	36	9,63	3,7383	17,3458	43,36	66 Bazala, Marcin
23	21	5,96	3,5235	16,3490	40,87	37 Flakiewicz, Krzysztof
24	24	6,93	3,4632	16,0693	40,17	6 Zaworski, Radoslaw
25	23	7,08	3,2486	15,0734	37,68	51 Frost, Zbigniew
26	19	7,51	2,5300	11,7390	29,35	16 Grabarczyk, Jacek
27	17	7,00	2,4286	11,2686	28,17	25 Wilczynski, Artur
28	21	9,61	2,1852	10,1394	25,35	14 Cias, Mikolaj
29	15	8,45	1,7751	8,2367	20,59	24 Weglarczyk, Mariusz
30	8	6,51	1,2289	5,7020	14,25	60 Micinski, Bohdan



Disqualified Shooters

No. Name

41 Baluszynski, Grzegorz
56 Swierczek, Zbigniew