

OPEN -- Overall Stage Results  
3 Gun Squad-Senator Cup 2010 - Handgun  
Printed lipiec 4, 2010 at 17:09



Stage 1 -- H-1

	PTS	TIME	HIT FACTOR	STAGE POINTS	STAGE PERCENT	COMPETITOR # Name
1	55	7,78	7,0694	55,0000	100,00	64 Sery, Jiri
2	48	6,81	7,0485	54,8370	99,70	16 Czauderna, Slawomir
3	50	7,81	6,4020	49,8079	90,56	75 Wylon, Marek
4	51	8,11	6,2885	48,9248	88,95	73 Viirlo, Jaanus
5	45	7,49	6,0080	46,7423	84,99	61 Safranek, Lumir
6	36	10,75	3,3488	26,0540	47,37	53 Olszewski, Krzysztof
7	50	15,15	3,3003	25,6766	46,68	76 Wylon, Marcin
8	53	28,19	1,8801	14,6272	26,59	35 Kleszcz, Roman
9	0	0,00	0,0000	0,0000	0,00	84 Rakusan, Josef
10	0	0,00	0,0000	0,0000	0,00	83 Pollard, Barry

## STANDARD -- Overall Stage Results

3 Gun Squad-Senator Cup 2010 - Handgun

Printed lipiec 4, 2010 at 17:09



## Stage 1 -- H-1

	PTS	TIME	HIT FACTOR	STAGE POINTS	STAGE PERCENT	COMPETITOR # Name
1	50	6,66	7,5075	55,0000	100,00	2 Sioda, Wieslaw
2	51	8,52	5,9859	43,8528	79,73	42 Lisy, Radovan
3	49	8,29	5,9107	43,3021	78,73	43 Madajewski, Leszek
4	51	8,89	5,7368	42,0277	76,41	51 Noga, Tadeusz
5	53	9,25	5,7297	41,9760	76,32	34 Grigorjev, Konstantin
6	52	9,39	5,5378	40,5700	73,76	22 Gaweda, Boguslaw
7	48	8,91	5,3872	39,4667	71,76	28 Jankovic, Igor
8	54	11,21	4,8171	35,2903	64,16	63 Schuppik, Dariusz
9	47	10,08	4,6627	34,1589	62,11	81 Burzec, Wieslaw
10	49	11,09	4,4184	32,3692	58,85	56 Plibersek, Iztok
11	43	10,11	4,2532	31,1591	56,65	7 Bojanowski, Piotr
12	38	8,94	4,2506	31,1396	56,62	25 Golab, Tadeusz
13	54	13,93	3,8765	28,3994	51,64	80 Znamirovski, Slawomir
14	41	11,43	3,5871	26,2787	47,78	66 Sioda, Katarzyna
15	30	10,73	2,7959	20,4828	37,24	17 Dabrowski, Juliusz
16	21	8,27	2,5393	18,6029	33,82	1 Malcharek, Tomasz
17	26	10,71	2,4276	17,7849	32,34	6 Baluszynska, Agnieszka
18	30	14,72	2,0380	14,9307	27,15	40 Kuc, Maciej
19	45	23,53	1,9125	14,0106	25,47	3 Prokop, Katarzyna
20	16	9,68	1,6529	12,1091	22,02	60 Raketic, Branislav
21	37	24,54	1,5077	11,0457	20,08	24 Gizinski, Zdzislaw
22	32	21,77	1,4699	10,7686	19,58	48 Molenda, Dariusz

# PRODUCTION -- Overall Stage Results

3 Gun Squad-Senator Cup 2010 - Handgun

Printed lipiec 4, 2010 at 17:09



## Stage 1 -- H-1

	PTS	TIME	HIT FACTOR	STAGE POINTS	STAGE PERCENT	COMPETITOR # Name
1	53	6,16	8,6039	55,0000	100,00	37 Kovar, Zbynek
2	45	6,43	6,9984	44,7372	81,34	69 Spychala, Maciek
3	53	8,75	6,0571	38,7200	70,40	44 Marcinek, Pavel
4	43	7,56	5,6878	36,3592	66,11	54 Pavlic, Bostjan
5	51	9,05	5,6354	36,0238	65,50	14 Ciurzynski, Pawel
6	51	9,72	5,2469	33,5406	60,98	31 Kapral, Wojtech
7	49	9,53	5,1417	32,8678	59,76	41 Kwiecien, Stanislaw
8	43	8,70	4,9425	31,5949	57,45	82 Kucharski, Tomasz
9	49	10,44	4,6935	30,0029	54,55	27 Grabarczyk, Jacek
10	36	8,88	4,0541	25,9153	47,12	9 Caprata, Jaroslav
11	36	9,26	3,8877	24,8519	45,19	8 Borkowski, Lukasz
12	34	9,19	3,6997	23,6500	43,00	26 Gorski, Dominik
13	51	13,98	3,6481	23,3201	42,40	58 Poniedzialek, Piotr
14	39	12,22	3,1915	20,4014	37,09	33 Grigorjev, Kiril
15	36	11,32	3,1802	20,3294	36,96	74 Wasilewski, Artur
16	40	12,89	3,1032	19,8369	36,07	47 Mecwel, Przemyslaw
17	28	9,54	2,9350	18,7619	34,11	39 Kubicz, Zbigniew
18	32	11,01	2,9064	18,5793	33,78	67 Siuda, Krzysztof
19	53	18,89	2,8057	17,9354	32,61	57 Polak, Andrzej
20	32	11,54	2,7730	17,7260	32,23	78 Zawodny, Bartlomiej
21	32	11,94	2,6801	17,1322	31,15	77 Zalewski, Marcin
22	30	11,22	2,6738	17,0921	31,08	70 Swierczynski, Jaroslav
23	51	20,24	2,5198	16,1075	29,29	32 Kekus, Krzysztof
24	28	11,17	2,5067	16,0241	29,13	23 Gdowski, Jacek
25	28	13,86	2,0202	12,9140	23,48	72 Topic, Marek
26	51	25,40	2,0079	12,8352	23,34	15 Cnotliwy, Slawomir
27	32	16,80	1,9048	12,1761	22,14	65 Simkiewicz, Tomasz
28	49	30,33	1,6156	10,3274	18,78	36 Koprowski, Ryszard
29	0	6,70	0,0000	0,0000	0,00	55 Pilch, Janusz

OPEN -- Overall Stage Results  
3 Gun Squad-Senator Cup 2010 - Handgun  
Printed lipiec 4, 2010 at 17:09



Stage 2 -- H-2

	PTS	TIME	HIT FACTOR	STAGE POINTS	STAGE PERCENT	COMPETITOR # Name
1	102	16,79	6,0750	105,0000	100,00	16 Czauderna, Slawomir
2	104	18,94	5,4910	94,9059	90,39	64 Sery, Jiri
3	99	18,27	5,4187	93,6562	89,20	75 Wylon, Marek
4	101	20,80	4,8558	83,9263	79,93	61 Safranek, Lumir
5	95	24,02	3,9550	68,3582	65,10	73 Viirlo, Jaanus
6	104	26,78	3,8835	67,1216	63,93	76 Wylon, Marcin
7	90	35,28	2,5510	44,0914	41,99	53 Olszewski, Krzysztof
8	78	39,61	1,9692	34,0353	32,41	35 Kleszcz, Roman
9	0	0,00	0,0000	0,0000	0,00	83 Pollard, Barry
10	0	0,00	0,0000	0,0000	0,00	84 Rakusan, Josef

# STANDARD -- Overall Stage Results

3 Gun Squad-Senator Cup 2010 - Handgun

Printed lipiec 4, 2010 at 17:09



## Stage 2 -- H-2

	PTS	TIME	HIT FACTOR	STAGE POINTS	STAGE PERCENT	COMPETITOR # Name
1	100	18,40	5,4348	105,0000	100,00	2 Sioda, Wieslaw
2	101	18,83	5,3638	103,6283	98,69	22 Gaweda, Boguslaw
3	101	20,30	4,9754	96,1241	91,55	34 Grigorjev, Konstantin
4	103	21,47	4,7974	92,6856	88,27	28 Jankovic, Igor
5	102	23,38	4,3627	84,2874	80,27	25 Golab, Tadeusz
6	86	19,79	4,3456	83,9576	79,96	43 Madajewski, Leszek
7	88	21,14	4,1627	80,4238	76,59	42 Lisy, Radovan
8	103	25,19	4,0889	78,9980	75,24	56 Plibersek, Iztok
9	104	27,46	3,7873	73,1712	69,69	63 Schuppik, Dariusz
10	85	22,45	3,7862	73,1492	69,67	60 Raketic, Branislav
11	103	27,44	3,7536	72,5204	69,07	80 Znamirovski, Slawomir
12	95	26,17	3,6301	70,1337	66,79	1 Malcharek, Tomasz
13	102	29,74	3,4297	66,2623	63,11	51 Noga, Tadeusz
14	84	24,66	3,4063	65,8102	62,68	17 Dabrowski, Juliusz
15	97	29,78	3,2572	62,9295	59,93	81 Burzec, Wieslaw
16	80	26,26	3,0465	58,8576	56,05	6 Baluszynska, Agnieszka
17	86	29,48	2,9172	56,3609	53,68	40 Kuc, Maciej
18	99	35,16	2,8157	54,3993	51,81	7 Bojanowski, Piotr
19	103	51,45	2,0019	38,6776	36,84	24 Gizinski, Zdzislaw
20	79	46,03	1,7163	33,1584	31,58	48 Molenda, Dariusz
21	71	52,99	1,3399	25,8864	24,65	66 Sioda, Katarzyna
22	32	59,73	0,5357	10,3506	9,86	3 Prokop, Katarzyna

# PRODUCTION -- Overall Stage Results

3 Gun Squad-Senator Cup 2010 - Handgun

Printed lipiec 4, 2010 at 17:09



## Stage 2 -- H-2

	PTS	TIME	HIT FACTOR	STAGE POINTS	STAGE PERCENT	COMPETITOR # Name
1	105	17,19	6,1082	105,0000	100,00	41 Kwiecien, Stanislaw
2	103	17,56	5,8656	100,8297	96,03	44 Marcinek, Pavel
3	105	19,26	5,4517	93,7150	89,25	74 Wasilewski, Artur
4	82	15,77	5,1997	89,3836	85,13	37 Kovar, Zbynek
5	82	16,28	5,0369	86,5835	82,46	69 Spychala, Maciek
6	97	19,63	4,9414	84,9429	80,90	54 Pavlic, Bostjan
7	101	21,36	4,7285	81,2823	77,41	31 Kapral, Wojtech
8	88	18,63	4,7236	81,1981	77,33	8 Borkowski, Lukasz
9	105	23,02	4,5613	78,4079	74,67	47 Mecwel, Przemyslaw
10	99	23,01	4,3025	73,9596	70,44	9 Caprata, Jaroslav
11	99	23,45	4,2217	72,5719	69,12	82 Kucharski, Tomasz
12	101	26,21	3,8535	66,2415	63,09	39 Kubicz, Zbigniew
13	91	25,64	3,5491	61,0097	58,10	14 Ciurzynski, Pawel
14	93	26,41	3,5214	60,5327	57,65	23 Gdowski, Jacek
15	73	22,71	3,2144	55,2563	52,63	67 Siuda, Krzysztof
16	99	31,23	3,1700	54,4928	51,90	55 Pilch, Janusz
17	61	19,48	3,1314	53,8291	51,27	33 Grigorjev, Kiril
18	84	27,10	3,0996	53,2827	50,75	57 Polak, Andrzej
19	82	26,66	3,0758	52,8725	50,35	26 Gorski, Dominik
20	97	34,27	2,8305	48,6557	46,34	72 Topic, Marek
21	80	28,41	2,8159	48,4055	46,10	15 Cnotliwy, Slawomir
22	86	31,83	2,7019	46,4449	44,23	78 Zawodny, Bartlomiej
23	95	38,63	2,4592	42,2741	40,26	36 Koprowski, Ryszard
24	105	45,90	2,2876	39,3235	37,45	32 Kekus, Krzysztof
25	56	25,56	2,1909	37,6620	35,87	77 Zalewski, Marcin
26	67	31,53	2,1250	36,5281	34,79	65 Simkiewicz, Tomasz
27	46	24,00	1,9167	32,9475	31,38	27 Grabarczyk, Jacek
28	50	30,04	1,6644	28,6119	27,25	70 Swierczynski, Jaroslav
29	41	30,70	1,3355	22,9573	21,86	58 Poniedzialek, Piotr

OPEN -- Overall Stage Results  
3 Gun Squad-Senator Cup 2010 - Handgun  
Printed lipiec 4, 2010 at 17:09



Stage 3 -- H-3

	PTS	TIME	HIT FACTOR	STAGE POINTS	STAGE PERCENT	COMPETITOR # Name
1	22	2,27	9,6916	25,0000	100,00	16 Czauderna, Slawomir
2	24	3,56	6,7416	17,3902	69,56	76 Wylon, Marcin
3	23	3,66	6,2842	16,2103	64,84	64 Sery, Jiri
4	24	4,19	5,7279	14,7754	59,10	75 Wylon, Marek
5	23	4,10	5,6098	14,4706	57,88	73 Viirlo, Jaanus
6	23	4,72	4,8729	12,5698	50,28	61 Safranek, Lumir
7	25	6,22	4,0193	10,3679	41,47	53 Olszewski, Krzysztof
8	17	17,83	0,9534	2,4595	9,84	35 Kleszcz, Roman
9	0	0,00	0,0000	0,0000	0,00	83 Pollard, Barry
10	0	0,00	0,0000	0,0000	0,00	84 Rakusan, Josef

# STANDARD -- Overall Stage Results

3 Gun Squad-Senator Cup 2010 - Handgun

Printed lipiec 4, 2010 at 17:09



## Stage 3 -- H-3

	PTS	TIME	HIT FACTOR	STAGE POINTS	STAGE PERCENT	COMPETITOR # Name
1	24	3,46	6,9364	25,0000	100,00	28 Jankovic, Igor
2	24	3,77	6,3660	22,9443	91,78	22 Gaweda, Boguslaw
3	25	4,23	5,9102	21,3012	85,20	51 Noga, Tadeusz
4	25	4,30	5,8140	20,9545	83,82	34 Grigorjev, Konstantin
5	24	4,35	5,5172	19,8851	79,54	43 Madajewski, Leszek
6	23	4,53	5,0773	18,2993	73,20	2 Sioda, Wieslaw
7	21	4,20	5,0000	18,0208	72,08	7 Bojanowski, Piotr
8	25	5,04	4,9603	17,8778	71,51	42 Lisy, Radovan
9	25	5,07	4,9310	17,7720	71,09	17 Dabrowski, Juliusz
10	23	5,07	4,5365	16,3503	65,40	63 Schuppik, Dariusz
11	21	5,15	4,0777	14,6966	58,79	81 Burzec, Wieslaw
12	20	5,03	3,9761	14,3307	57,32	60 Raketic, Branislav
13	23	6,45	3,5659	12,8521	51,41	40 Kuc, Maciej
14	19	5,34	3,5581	12,8238	51,30	1 Malcharek, Tomasz
15	25	7,06	3,5411	12,7626	51,05	6 Baluszynska, Agnieszka
16	25	8,72	2,8670	10,3330	41,33	66 Sioda, Katarzyna
17	22	8,33	2,6411	9,5188	38,08	80 Znamirowski, Slawomir
18	25	12,11	2,0644	7,4405	29,76	24 Gizinski, Zdzislaw
19	9	4,43	2,0316	7,3222	29,29	56 Plibersek, Iztok
20	8	5,56	1,4388	5,1859	20,74	25 Golab, Tadeusz
21	15	18,82	0,7970	2,8726	11,49	3 Prokop, Katarzyna
22	0	6,49	0,0000	0,0000	0,00	48 Molenda, Dariusz

# PRODUCTION -- Overall Stage Results

3 Gun Squad-Senator Cup 2010 - Handgun

Printed lipiec 4, 2010 at 17:09



## Stage 3 -- H-3

	PTS	TIME	HIT FACTOR	STAGE POINTS	STAGE PERCENT	COMPETITOR # Name
1	21	3,21	6,5421	25,0000	100,00	8 Borkowski, Łukasz
2	21	3,31	6,3444	24,2447	96,98	44 Marcinek, Pavel
3	23	3,93	5,8524	22,3646	89,46	37 Kovar, Zbynek
4	21	3,60	5,8333	22,2917	89,17	54 Pavlic, Bostjan
5	23	3,98	5,7789	22,0836	88,33	31 Kapral, Vojtech
6	23	4,16	5,5288	21,1281	84,51	41 Kwiecien, Stanislaw
7	21	4,24	4,9528	18,9269	75,71	33 Grigorjev, Kiril
8	23	4,68	4,9145	18,7805	75,12	47 Mecwel, Przemyslaw
9	25	5,48	4,5620	17,4335	69,73	67 Siuda, Krzysztof
10	25	5,58	4,4803	17,1211	68,48	36 Koprowski, Ryszard
11	23	5,41	4,2514	16,2464	64,99	14 Ciurzynski, Pawel
12	23	5,75	4,0000	15,2857	61,14	82 Kucharski, Tomasz
13	17	4,47	3,8031	14,5334	58,13	77 Zalewski, Marcin
14	23	6,41	3,5881	13,7118	54,85	39 Kubicz, Zbigniew
15	23	6,46	3,5604	13,6057	54,42	55 Pilch, Janusz
16	21	6,03	3,4826	13,3085	53,23	23 Gdowski, Jacek
17	23	7,10	3,2394	12,3793	49,52	74 Wasilewski, Artur
18	17	5,38	3,1599	12,0751	48,30	57 Polak, Andrzej
19	23	7,42	3,0997	11,8454	47,38	15 Cnotliwy, Slawomir
20	23	7,92	2,9040	11,0976	44,39	9 Caprata, Jaroslav
21	23	8,03	2,8643	10,9456	43,78	26 Gorski, Dominik
22	15	5,99	2,5042	9,5695	38,28	72 Topic, Marek
23	21	8,56	2,4533	9,3750	37,50	58 Poniedzialek, Piotr
24	23	9,56	2,4059	9,1938	36,78	70 Swierczynski, Jaroslav
25	23	10,00	2,3000	8,7893	35,16	32 Kekus, Krzysztof
26	8	3,73	2,1448	8,1961	32,78	69 Sychala, Maciek
27	23	11,90	1,9328	7,3860	29,54	27 Grabarczyk, Jacek
28	8	11,56	0,6920	2,6446	10,58	65 Simkiewicz, Tomasz
29	0	6,16	0,0000	0,0000	0,00	78 Zawodny, Bartlomiej

OPEN -- Overall Stage Results  
3 Gun Squad-Senator Cup 2010 - Handgun  
Printed lipiec 4, 2010 at 17:09



Stage 4 -- H-4

	PTS	TIME	HIT FACTOR	STAGE POINTS	STAGE PERCENT	COMPETITOR # Name
1	43	5,39	7,9777	45,0000	100,00	64 Sery, Jiri
2	45	8,23	5,4678	30,8422	68,54	75 Wylon, Marek
3	45	8,64	5,2083	29,3786	65,29	73 Viirlo, Jaanus
4	44	9,02	4,8780	27,5156	61,15	76 Wylon, Marcin
5	28	5,87	4,7700	26,9062	59,79	16 Czauderna, Slawomir
6	39	8,83	4,4168	24,9136	55,36	61 Safranek, Lumir
7	45	10,28	4,3774	24,6918	54,87	53 Olszewski, Krzysztof
8	41	24,34	1,6845	9,5016	21,11	35 Kleszcz, Roman
9	0	0,00	0,0000	0,0000	0,00	83 Pollard, Barry
10	0	0,00	0,0000	0,0000	0,00	84 Rakusan, Josef

## STANDARD -- Overall Stage Results

3 Gun Squad-Senator Cup 2010 - Handgun

Printed lipiec 4, 2010 at 17:09



## Stage 4 -- H-4

	PTS	TIME	HIT FACTOR	STAGE POINTS	STAGE PERCENT	COMPETITOR # Name
1	41	6,66	6,1562	45,0000	100,00	22 Gaweda, Boguslaw
2	41	7,11	5,7665	42,1519	93,67	7 Bojanowski, Piotr
3	42	7,96	5,2764	38,5691	85,71	81 Burzec, Wieslaw
4	44	8,57	5,1342	37,5297	83,40	25 Golab, Tadeusz
5	41	7,99	5,1314	37,5094	83,35	43 Madajewski, Leszek
6	39	8,09	4,8208	35,2386	78,31	17 Dabrowski, Juliusz
7	40	9,18	4,3573	31,8508	70,78	51 Noga, Tadeusz
8	43	10,64	4,0414	29,5413	65,65	60 Raketic, Branislav
9	42	10,59	3,9660	28,9905	64,42	42 Lisy, Radovan
10	45	11,73	3,8363	28,0425	62,32	34 Grigorjev, Konstantin
11	43	11,34	3,7919	27,7178	61,60	63 Schuppik, Dariusz
12	38	10,93	3,4767	25,4136	56,47	80 Znamirovski, Slawomir
13	35	10,13	3,4551	25,2558	56,12	66 Sioda, Katarzyna
14	40	11,94	3,3501	24,4883	54,42	56 Plibersek, Iztok
15	42	13,37	3,1414	22,9626	51,03	2 Sioda, Wieslaw
16	43	15,22	2,8252	20,6517	45,89	48 Molenda, Dariusz
17	43	15,78	2,7250	19,9189	44,26	28 Jankovic, Igor
18	43	16,37	2,6268	19,2009	42,67	24 Gizinski, Zdzislaw
19	28	11,52	2,4306	17,7668	39,48	40 Kuc, Maciej
20	45	20,27	2,2200	16,2279	36,06	1 Malcharek, Tomasz
21	41	21,82	1,8790	13,7351	30,52	6 Baluszynska, Agnieszka
22	35	37,68	0,9289	6,7898	15,09	3 Prokop, Katarzyna

# PRODUCTION -- Overall Stage Results

3 Gun Squad-Senator Cup 2010 - Handgun

Printed lipiec 4, 2010 at 17:09



## Stage 4 -- H-4

	PTS	TIME	HIT FACTOR	STAGE POINTS	STAGE PERCENT	COMPETITOR # Name
1	43	6,08	7,0724	45,0000	100,00	54 Pavlic, Bostjan
2	45	6,49	6,9337	44,1180	98,04	44 Marcinek, Pavel
3	41	6,16	6,6558	42,3497	94,11	37 Kovar, Zbynek
4	43	6,73	6,3893	40,6538	90,34	8 Borkowski, Łukasz
5	41	8,05	5,0932	32,4068	72,02	47 Mecwel, Przemyslaw
6	43	8,62	4,9884	31,7401	70,53	74 Wasilewski, Artur
7	45	9,13	4,9288	31,3610	69,69	41 Kwiecien, Stanislaw
8	37	8,15	4,5399	28,8863	64,19	69 Spychala, Maciek
9	41	9,15	4,4809	28,5109	63,36	9 Caprata, Jaroslav
10	43	9,68	4,4421	28,2645	62,81	14 Ciurzynski, Pawel
11	45	10,99	4,0946	26,0533	57,90	36 Koprowski, Ryszard
12	39	9,56	4,0795	25,9570	57,68	67 Siuda, Krzysztof
13	43	10,65	4,0376	25,6901	57,09	39 Kubicz, Zbigniew
14	39	9,94	3,9235	24,9647	55,48	23 Gdowski, Jacek
15	37	9,58	3,8622	24,5745	54,61	82 Kucharski, Tomasz
16	39	10,14	3,8462	24,4723	54,38	33 Grigorjev, Kiril
17	41	11,07	3,7037	23,5659	52,37	55 Pilch, Janusz
18	41	11,09	3,6970	23,5234	52,27	31 Kapral, Wojtech
19	39	10,72	3,6381	23,1482	51,44	72 Topic, Marek
20	45	13,52	3,3284	21,1779	47,06	57 Polak, Andrzej
21	37	12,55	2,9482	18,7588	41,69	27 Grabarczyk, Jacek
22	43	15,86	2,7112	17,2509	38,34	77 Zalewski, Marcin
23	41	17,22	2,3810	15,1495	33,67	15 Cnotliwy, Slawomir
24	24	12,07	1,9884	12,6518	28,12	58 Poniedzialek, Piotr
25	45	23,91	1,8821	11,9751	26,61	32 Kekus, Krzysztof
26	39	21,28	1,8327	11,6611	25,91	78 Zawodny, Bartlomiej
27	35	19,74	1,7730	11,2815	25,07	65 Simkiewicz, Tomasz
28	37	22,47	1,6466	10,4772	23,28	70 Swierczynski, Jaroslav
29	7	13,68	0,5117	3,2558	7,24	26 Gorski, Dominik

OPEN -- Overall Stage Results  
3 Gun Squad-Senator Cup 2010 - Handgun  
Printed lipiec 4, 2010 at 17:09



Stage 5 -- H-5

	PTS	TIME	HIT FACTOR	STAGE POINTS	STAGE PERCENT	COMPETITOR # Name
1	43	7,69	5,5917	45,0000	100,00	76 Wylon, Marcin
2	41	8,18	5,0122	40,3368	89,64	64 Sery, Jiri
3	45	9,11	4,9396	39,7525	88,34	73 Viirlo, Jaanus
4	40	9,34	4,2827	34,4654	76,59	16 Czauderna, Slawomir
5	43	10,88	3,9522	31,8061	70,68	75 Wylon, Marek
6	42	11,77	3,5684	28,7173	63,82	61 Safranek, Lumir
7	39	12,59	3,0977	24,9293	55,40	53 Olszewski, Krzysztof
8	0	0,00	0,0000	0,0000	0,00	83 Pollard, Barry
9	0	0,00	0,0000	0,0000	0,00	84 Rakusan, Josef
10	0	11,76	0,0000	0,0000	0,00	35 Kleszcz, Roman

## STANDARD -- Overall Stage Results

3 Gun Squad-Senator Cup 2010 - Handgun

Printed lipiec 4, 2010 at 17:09



## Stage 5 -- H-5

	PTS	TIME	HIT FACTOR	STAGE POINTS	STAGE PERCENT	COMPETITOR # Name
1	44	8,11	5,4254	45,0000	100,00	42 Lisy, Radovan
2	44	8,70	5,0575	41,9483	93,22	28 Jankovic, Igor
3	45	8,98	5,0111	41,5640	92,36	2 Sioda, Wieslaw
4	43	9,16	4,6943	38,9362	86,52	56 Plibersek, Iztok
5	45	9,86	4,5639	37,8544	84,12	60 Raketic, Branislav
6	43	9,44	4,5551	37,7813	83,96	7 Bojanowski, Piotr
7	39	8,68	4,4931	37,2671	82,82	51 Noga, Tadeusz
8	44	10,05	4,3781	36,3134	80,70	80 Znamirowski, Slawomir
9	43	9,89	4,3478	36,0623	80,14	34 Grigorjev, Konstantin
10	39	9,01	4,3285	35,9022	79,78	1 Malcharek, Tomasz
11	39	9,42	4,1401	34,3395	76,31	22 Gaweda, Boguslaw
12	43	10,84	3,9668	32,9018	73,12	17 Dabrowski, Juliusz
13	45	11,37	3,9578	32,8271	72,95	63 Schuppik, Dariusz
14	43	11,13	3,8634	32,0445	71,21	25 Golab, Tadeusz
15	43	11,97	3,5923	29,7958	66,21	81 Burzec, Wieslaw
16	32	10,43	3,0681	25,4476	56,55	43 Madajewski, Leszek
17	41	13,41	3,0574	25,3592	56,35	6 Baluszynska, Agnieszka
18	43	19,17	2,2431	18,6049	41,34	48 Molenda, Dariusz
19	33	14,89	2,2163	18,3823	40,85	40 Kuc, Maciej
20	31	14,94	2,0750	17,2104	38,25	66 Sioda, Katarzyna
21	41	19,86	2,0645	17,1232	38,05	24 Gizinski, Zdzislaw
22	41	24,33	1,6852	13,9773	31,06	3 Prokop, Katarzyna

# PRODUCTION -- Overall Stage Results

3 Gun Squad-Senator Cup 2010 - Handgun


Printed lipiec 4, 2010 at 17:09



## Stage 5 -- H-5

	PTS	TIME	HIT FACTOR	STAGE POINTS	STAGE PERCENT	COMPETITOR # Name
1	45	8,20	5,4878	45,0000	100,00	8 Borkowski, Łukasz
2	43	8,66	4,9654	40,7159	90,48	54 Pavlic, Bostjan
3	41	8,32	4,9279	40,4087	89,80	44 Marcinek, Pavel
4	43	8,75	4,9143	40,2971	89,55	41 Kwiecien, Stanislaw
5	43	8,85	4,8588	39,8418	88,54	31 Kapral, Wojtech
6	43	9,21	4,6688	38,2845	85,08	37 Kovar, Zbynek
7	45	9,87	4,5593	37,3860	83,08	74 Wasilewski, Artur
8	45	10,40	4,3269	35,4808	78,85	36 Koprowski, Ryszard
9	45	10,52	4,2776	35,0760	77,95	9 Caprata, Jaroslav
10	43	10,08	4,2659	34,9802	77,73	33 Grigorjev, Kiril
11	45	10,98	4,0984	33,6066	74,68	77 Zalewski, Marcin
12	39	9,75	4,0000	32,8000	72,89	67 Siuda, Krzysztof
13	39	9,79	3,9837	32,6660	72,59	82 Kucharski, Tomasz
14	37	9,47	3,9071	32,0380	71,20	14 Ciurzynski, Pawel
15	43	11,53	3,7294	30,5811	67,96	78 Zawodny, Bartlomiej
16	33	9,07	3,6384	29,8346	66,30	72 Topic, Marek
17	45	12,85	3,5019	28,7160	63,81	55 Pilch, Janusz
18	35	10,20	3,4314	28,1373	62,53	70 Swierczynski, Jaroslav
19	43	13,23	3,2502	26,6516	59,23	47 Mecwel, Przemyslaw
20	41	12,71	3,2258	26,4516	58,78	26 Gorski, Dominik
21	39	12,71	3,0684	25,1613	55,91	58 Poniedzialek, Piotr
22	45	14,84	3,0323	24,8652	55,26	57 Polak, Andrzej
23	37	12,23	3,0253	24,8078	55,13	27 Grabarczyk, Jacek
24	31	10,82	2,8651	23,4935	52,21	39 Kubicz, Zbigniew
25	41	14,94	2,7443	22,5033	50,01	23 Gdowski, Jacek
26	35	12,98	2,6965	22,1109	49,14	69 Sychala, Maciek
27	39	14,48	2,6934	22,0856	49,08	15 Cnotliwy, Slawomir
28	39	14,90	2,6174	21,4631	47,70	32 Kekus, Krzysztof
29	28	32,68	0,8568	7,0257	15,61	65 Simkiewicz, Tomasz

OPEN -- Overall Stage Results  
3 Gun Squad-Senator Cup 2010 - Handgun  
Printed lipiec 4, 2010 at 17:09



Stage 6 -- H-6

	PTS	TIME	HIT FACTOR	STAGE POINTS	STAGE PERCENT	COMPETITOR # Name
1	73	11,58	6,3040	80,0000	100,00	64 Sery, Jiri
2	76	14,19	5,3559	67,9684	84,96	16 Czauderna, Slawomir
3	70	14,80	4,7297	60,0222	75,03	61 Safranek, Lumir
4	73	17,53	4,1643	52,8465	66,06	76 Wylon, Marcin
5	76	19,34	3,9297	49,8692	62,34	73 Viirlo, Jaanus
6	76	27,70	2,7437	34,8185	43,52	53 Olszewski, Krzysztof
7	63	27,57	2,2851	28,9988	36,25	75 Wylon, Marek
8	68	37,05	1,8354	23,2914	29,11	35 Kleszcz, Roman
9	0	0,00	0,0000	0,0000	0,00	83 Pollard, Barry
10	0	0,00	0,0000	0,0000	0,00	84 Rakusan, Josef

## STANDARD -- Overall Stage Results

3 Gun Squad-Senator Cup 2010 - Handgun

Printed lipiec 4, 2010 at 17:09



## Stage 6 -- H-6

	PTS	TIME	HIT FACTOR	STAGE POINTS	STAGE PERCENT	COMPETITOR # Name
1	73	13,82	5,2822	80,0000	100,00	42 Lisy, Radovan
2	76	14,40	5,2778	79,9330	99,92	28 Jankovic, Igor
3	77	16,06	4,7945	72,6140	90,77	2 Sioda, Wieslaw
4	75	16,04	4,6758	70,8161	88,52	25 Golab, Tadeusz
5	73	15,81	4,6173	69,9304	87,41	60 Raketic, Branislav
6	76	17,00	4,4706	67,7080	84,63	7 Bojanowski, Piotr
7	71	17,14	4,1424	62,7368	78,42	80 Znamirovski, Slawomir
8	72	18,00	4,0000	60,5808	75,73	34 Grigorjev, Konstantin
9	67	17,84	3,7556	56,8794	71,10	43 Madajewski, Leszek
10	72	19,29	3,7325	56,5295	70,66	17 Dabrowski, Juliusz
11	78	23,49	3,3206	50,2906	62,86	63 Schuppik, Dariusz
12	70	22,82	3,0675	46,4577	58,07	66 Sioda, Katarzyna
13	72	24,54	2,9340	44,4358	55,54	22 Gaweda, Boguslaw
14	71	26,03	2,7276	41,3104	51,64	81 Burzec, Wieslaw
15	62	25,52	2,4295	36,7948	45,99	6 Baluszynska, Agnieszka
16	61	25,32	2,4092	36,4873	45,61	56 Plibersek, Iztok
17	65	27,33	2,3783	36,0204	45,03	51 Noga, Tadeusz
18	64	29,45	2,1732	32,9132	41,14	1 Malcharek, Tomasz
19	76	47,45	1,6017	24,2579	30,32	24 Gizinski, Zdzislaw
20	70	46,49	1,5057	22,8041	28,51	40 Kuc, Maciej
21	53	47,99	1,1044	16,7263	20,91	48 Molenda, Dariusz
22	48	46,31	1,0365	15,6979	19,62	3 Prokop, Katarzyna

# PRODUCTION -- Overall Stage Results

3 Gun Squad-Senator Cup 2010 - Handgun

Printed lipiec 4, 2010 at 17:09



## Stage 6 -- H-6

	PTS	TIME	HIT FACTOR	STAGE POINTS	STAGE PERCENT	COMPETITOR # Name
1	68	11,46	5,9337	80,0000	100,00	37 Kovar, Zbynek
2	70	12,64	5,5380	74,6649	93,33	54 Pavlic, Bostjan
3	70	13,80	5,0725	68,3887	85,49	44 Marcinek, Pavel
4	72	14,21	5,0669	68,3131	85,39	31 Kapral, Vojtech
5	62	14,43	4,2966	57,9283	72,41	8 Borkowski, Łukasz
6	68	16,32	4,1667	56,1765	70,22	14 Ciurzynski, Pawel
7	74	18,06	4,0975	55,2433	69,05	74 Wasilewski, Artur
8	64	16,09	3,9776	53,6278	67,03	33 Grigorjev, Kiril
9	76	19,97	3,8057	51,3099	64,14	39 Kubicz, Zbigniew
10	64	17,95	3,5655	48,0708	60,09	41 Kwicien, Stanislaw
11	68	19,29	3,5251	47,5272	59,41	9 Caprata, Jaroslav
12	66	18,76	3,5181	47,4326	59,29	69 Sychala, Maciek
13	70	20,17	3,4705	46,7905	58,49	47 Mecwel, Przemyslaw
14	60	17,54	3,4208	46,1198	57,65	82 Kucharski, Tomasz
15	76	23,53	3,2299	43,5469	54,43	77 Zalewski, Marcin
16	60	18,98	3,1612	42,6207	53,28	27 Grabarczyk, Jacek
17	66	21,79	3,0289	40,8369	51,05	58 Poniedzialek, Piotr
18	80	26,70	2,9963	40,3966	50,50	23 Gdowski, Jacek
19	56	19,73	2,8383	38,2672	47,83	67 Siuda, Krzysztof
20	74	26,60	2,7820	37,5073	46,88	36 Koprowski, Ryszard
21	64	24,88	2,5723	34,6813	43,35	78 Zawodny, Bartlomiej
22	62	24,45	2,5358	34,1884	42,74	72 Topic, Marek
23	54	21,63	2,4965	33,6591	42,07	15 Cnotliwy, Slawomir
24	78	32,72	2,3839	32,1401	40,18	55 Pilch, Janusz
25	68	29,90	2,2742	30,6622	38,33	26 Gorski, Dominik
26	74	33,79	2,1900	29,5263	36,91	57 Polak, Andrzej
27	70	32,80	2,1341	28,7733	35,97	32 Kekus, Krzysztof
28	52	38,77	1,3412	18,0831	22,60	65 Simkiewicz, Tomasz
29	39	40,67	0,9589	12,9287	16,16	70 Swierczynski, Jaroslav

OPEN -- Overall Stage Results  
3 Gun Squad-Senator Cup 2010 - Handgun  
Printed lipiec 4, 2010 at 17:09



Stage 7 -- CLC-13

	PTS	TIME	HIT FACTOR	STAGE POINTS	STAGE PERCENT	COMPETITOR # Name
1	57	7,56	7,5397	60,0000	100,00	61 Safranek, Lumir
2	58	7,76	7,4742	59,4791	99,13	64 Sery, Jiri
3	54	7,97	6,7754	53,9180	89,86	75 Wylon, Marek
4	52	8,12	6,4039	50,9619	84,94	84 Rakusan, Josef
5	54	9,43	5,7264	45,5701	75,95	76 Wylon, Marcin
6	42	7,61	5,5191	43,9201	73,20	73 Viirlo, Jaanus
7	54	10,38	5,2023	41,3995	69,00	16 Czauderna, Slawomir
8	50	12,13	4,1220	32,8025	54,67	83 Pollard, Barry
9	23	8,07	2,8501	22,6805	37,80	35 Kleszcz, Roman
10	23	11,92	1,9295	15,3550	25,59	53 Olszewski, Krzysztof

## STANDARD -- Overall Stage Results

3 Gun Squad-Senator Cup 2010 - Handgun

Printed lipiec 4, 2010 at 17:09



## Stage 7 -- CLC-13

	PTS	TIME	HIT FACTOR	STAGE POINTS	STAGE PERCENT	COMPETITOR # Name
1	59	7,51	7,8562	60,0000	100,00	22 Gaweda, Boguslaw
2	58	7,61	7,6216	58,2080	97,01	42 Lisy, Radovan
3	51	6,94	7,3487	56,1242	93,54	2 Sioda, Wieslaw
4	54	7,87	6,8615	52,4032	87,34	25 Golab, Tadeusz
5	55	8,41	6,5398	49,9466	83,24	34 Grigorjev, Konstantin
6	52	8,17	6,3647	48,6094	81,02	28 Jankovic, Igor
7	54	8,70	6,2069	47,4039	79,01	17 Dabrowski, Juliusz
8	54	9,21	5,8632	44,7789	74,63	51 Noga, Tadeusz
9	50	8,68	5,7604	43,9936	73,32	60 Raketec, Branislav
10	50	9,10	5,4945	41,9631	69,94	7 Bojanowski, Piotr
11	53	9,82	5,3971	41,2196	68,70	63 Schuppik, Dariusz
12	57	11,29	5,0487	38,5585	64,26	81 Burzec, Wieslaw
13	48	10,03	4,7856	36,5493	60,92	40 Kuc, Maciej
14	29	6,71	4,3219	33,0077	55,01	1 Malcharek, Tomasz
15	48	11,28	4,2553	32,4991	54,17	80 Znamirovski, Slawomir
16	52	12,24	4,2484	32,4460	54,08	66 Sioda, Katarzyna
17	26	6,28	4,1401	31,6193	52,70	43 Madajewski, Leszek
18	54	14,16	3,8136	29,1253	48,54	48 Molenda, Dariusz
19	58	18,91	3,0672	23,4248	39,04	24 Gizinski, Zdzislaw
20	27	9,50	2,8421	21,7060	36,18	56 Plibersek, Iztok
21	17	9,12	1,8640	14,2362	23,73	6 Baluszynska, Agnieszka
22	2	14,99	0,1334	1,0190	1,70	3 Prokop, Katarzyna

# PRODUCTION -- Overall Stage Results

3 Gun Squad-Senator Cup 2010 - Handgun

Printed lipiec 4, 2010 at 17:09



## Stage 7 -- CLC-13

	PTS	TIME	HIT FACTOR	STAGE POINTS	STAGE PERCENT	COMPETITOR # Name
1	54	6,84	7,8947	60,0000	100,00	37 Kovar, Zbynek
2	54	6,86	7,8717	59,8251	99,71	31 Kapral, Wojtech
3	58	7,84	7,3980	56,2245	93,71	69 Sychala, Maciek
4	52	7,56	6,8783	52,2751	87,13	82 Kucharski, Tomasz
5	48	7,07	6,7893	51,5983	86,00	54 Pavlic, Bostjan
6	48	7,07	6,7893	51,5983	86,00	8 Borkowski, Łukasz
7	50	7,65	6,5359	49,6732	82,79	74 Wasilewski, Artur
8	50	7,83	6,3857	48,5313	80,89	41 Kwiecien, Stanislaw
9	50	7,92	6,3131	47,9798	79,97	44 Marcinek, Pavel
10	56	9,24	6,0606	46,0606	76,77	47 Mecwel, Przemyslaw
11	50	8,90	5,6180	42,6966	71,16	14 Ciurzynski, Pawel
12	54	10,55	5,1185	38,9005	64,83	57 Polak, Andrzej
13	46	9,31	4,9409	37,5510	62,59	70 Swierczynski, Jaroslaw
14	48	9,92	4,8387	36,7742	61,29	9 Caprata, Jaroslav
15	48	11,23	4,2743	32,4844	54,14	23 Gdowski, Jacek
16	44	11,09	3,9675	30,1533	50,26	26 Gorski, Dominik
17	46	12,77	3,6022	27,3767	45,63	33 Grigorjev, Kiril
18	54	15,08	3,5809	27,2149	45,36	55 Pilch, Janusz
19	40	11,69	3,4217	26,0051	43,34	72 Topic, Marek
20	31	9,84	3,1504	23,9431	39,91	78 Zawodny, Bartlomiej
21	29	9,49	3,0558	23,2244	38,71	27 Grabarczyk, Jacek
22	27	9,37	2,8815	21,8997	36,50	15 Cnotliwy, Slawomir
23	44	17,27	2,5478	19,3631	32,27	39 Kubicz, Zbigniew
24	18	8,38	2,1480	16,3246	27,21	77 Zalewski, Marcin
25	26	13,87	1,8745	14,2466	23,74	58 Poniedzialek, Piotr
26	33	18,09	1,8242	13,8640	23,11	32 Kekus, Krzysztof
27	11	6,25	1,7600	13,3760	22,29	67 Siuda, Krzysztof
28	0	10,94	0,0000	0,0000	0,00	65 Simkiewicz, Tomasz
29	0	8,94	0,0000	0,0000	0,00	36 Koprowski, Ryszard

OPEN -- Overall Stage Results  
3 Gun Squad-Senator Cup 2010 - Handgun  
Printed lipiec 4, 2010 at 17:09



Stage 8 -- H-8

	PTS	TIME	HIT FACTOR	STAGE POINTS	STAGE PERCENT	COMPETITOR # Name
1	140	20,83	6,7211	160,0000	100,00	76 Wylon, Marcin
2	148	22,54	6,5661	156,3108	97,69	16 Czauderna, Slawomir
3	153	23,47	6,5190	155,1885	96,99	64 Sery, Jiri
4	129	24,57	5,2503	124,9873	78,12	75 Wylon, Marek
5	123	23,89	5,1486	122,5660	76,60	61 Safranek, Lumir
6	130	30,97	4,1976	99,9271	62,45	73 Viirlo, Jaanus
7	140	40,91	3,4221	81,4666	50,92	53 Olszewski, Krzysztof
8	11	33,80	0,3254	7,7474	4,84	35 Kleszcz, Roman
9	0	0,00	0,0000	0,0000	0,00	83 Pollard, Barry
10	0	0,00	0,0000	0,0000	0,00	84 Rakusan, Josef

# STANDARD -- Overall Stage Results

3 Gun Squad-Senator Cup 2010 - Handgun

Printed lipiec 4, 2010 at 17:09



## Stage 8 -- H-8

	PTS	TIME	HIT FACTOR	STAGE POINTS	STAGE PERCENT	COMPETITOR # Name
1	141	25,52	5,5251	160,0000	100,00	2 Sioda, Wieslaw
2	118	23,97	4,9228	142,5593	89,10	42 Lisy, Radovan
3	113	23,78	4,7519	137,6094	86,01	28 Jankovic, Igor
4	140	30,34	4,6144	133,6269	83,52	81 Burzec, Wieslaw
5	141	31,35	4,4976	130,2456	81,40	34 Grigorjev, Konstantin
6	121	29,54	4,0961	118,6196	74,14	7 Bojanowski, Piotr
7	115	28,53	4,0308	116,7287	72,96	22 Gaweda, Boguslaw
8	126	31,28	4,0281	116,6502	72,91	40 Kuc, Maciej
9	129	32,70	3,9450	114,2414	71,40	17 Dabrowski, Juliusz
10	149	39,00	3,8205	110,6377	69,15	80 Znamirovski, Slawomir
11	106	27,83	3,8088	110,2997	68,94	1 Malcharek, Tomasz
12	119	31,28	3,8043	110,1696	68,86	43 Madajewski, Leszek
13	127	33,61	3,7786	109,4250	68,39	51 Noga, Tadeusz
14	147	39,67	3,7056	107,3091	67,07	63 Schuppik, Dariusz
15	120	33,66	3,5651	103,2402	64,53	60 Raketec, Branislav
16	104	30,46	3,4143	98,8747	61,80	25 Golab, Tadeusz
17	120	37,63	3,1889	92,3482	57,72	66 Sioda, Katarzyna
18	104	33,72	3,0842	89,3156	55,82	56 Plibersek, Iztok
19	132	46,72	2,8253	81,8187	51,14	48 Molenda, Dariusz
20	139	72,97	1,9049	55,1635	34,48	24 Gizinski, Zdzislaw
21	75	54,60	1,3736	39,7787	24,86	6 Baluszynska, Agnieszka
22	4	71,29	0,0561	1,6248	1,02	3 Prokop, Katarzyna

# PRODUCTION -- Overall Stage Results

3 Gun Squad-Senator Cup 2010 - Handgun


Printed lipiec 4, 2010 at 17:09



## Stage 8 -- H-8

	PTS	TIME	HIT FACTOR	STAGE POINTS	STAGE PERCENT	COMPETITOR # Name
1	134	25,90	5,1737	160,0000	100,00	44 Marcinek, Pavel
2	134	27,16	4,9337	152,5773	95,36	37 Kovar, Zbynek
3	144	29,95	4,8080	148,6896	92,93	74 Wasilewski, Artur
4	113	24,79	4,5583	140,9668	88,10	8 Borkowski, Łukasz
5	142	32,67	4,3465	134,4170	84,01	41 Kwiecien, Stanislaw
6	117	28,11	4,1622	128,7182	80,45	54 Pavlic, Bostjan
7	150	37,21	4,0312	124,6656	77,92	47 Mecwel, Przemyslaw
8	103	27,08	3,8035	117,6260	73,52	67 Siuda, Krzysztof
9	111	30,17	3,6792	113,7791	71,11	82 Kucharski, Tomasz
10	101	28,22	3,5790	110,6826	69,18	69 Sychala, Maciek
11	132	37,28	3,5408	109,4997	68,44	9 Caprata, Jaroslav
12	116	33,95	3,4168	105,6655	66,04	31 Kapral, Wojtech
13	138	41,39	3,3341	103,1095	64,44	15 Cnotliwy, Slawomir
14	141	42,64	3,3068	102,2626	63,91	72 Topic, Marek
15	110	33,79	3,2554	100,6745	62,92	77 Zalewski, Marcin
16	115	36,80	3,1250	96,6418	60,40	14 Ciurzynski, Pawel
17	99	31,80	3,1132	96,2771	60,17	33 Grigorjev, Kiril
18	119	43,12	2,7597	85,3460	53,34	23 Gdowski, Jacek
19	129	49,07	2,6289	81,2996	50,81	55 Pilch, Janusz
20	94	36,49	2,5760	79,6653	49,79	26 Gorski, Dominik
21	136	55,27	2,4606	76,0965	47,56	36 Koprowski, Ryszard
22	94	38,29	2,4549	75,9202	47,45	57 Polak, Andrzej
23	82	33,62	2,4390	75,4277	47,14	39 Kubicz, Zbigniew
24	128	61,42	2,0840	64,4488	40,28	32 Kekus, Krzysztof
25	75	41,36	1,8133	56,0784	35,05	58 Poniedzialek, Piotr
26	48	27,93	1,7186	53,1478	33,22	27 Grabarczyk, Jacek
27	53	36,03	1,4710	45,4911	28,43	78 Zawodny, Bartlomiej
28	42	35,51	1,1828	36,5775	22,86	70 Swierczynski, Jaroslav
29	0	43,13	0,0000	0,0000	0,00	65 Simkiewicz, Tomasz

OPEN -- Overall Stage Results  
3 Gun Squad-Senator Cup 2010 - Handgun  
Printed lipiec 4, 2010 at 17:09



Stage 9 -- H-9

	PTS	TIME	HIT FACTOR	STAGE POINTS	STAGE PERCENT	COMPETITOR # Name
1	146	21,79	6,7003	155,0000	100,00	64 Sery, Jiri
2	142	23,64	6,0068	138,9559	89,65	76 Wylon, Marcin
3	148	26,09	5,6727	131,2271	84,66	75 Wylon, Marek
4	130	23,01	5,6497	130,6962	84,32	16 Czauderna, Slawomir
5	139	27,03	5,1424	118,9611	76,75	61 Safranek, Lumir
6	122	29,30	4,1638	96,3226	62,14	73 Viirlo, Jaanus
7	133	39,26	3,3877	78,3678	50,56	53 Olszewski, Krzysztof
8	129	41,30	3,1235	72,2563	46,62	35 Kleszcz, Roman
9	0	0,00	0,0000	0,0000	0,00	83 Pollard, Barry
10	0	0,00	0,0000	0,0000	0,00	84 Rakusan, Josef

## STANDARD -- Overall Stage Results

3 Gun Squad-Senator Cup 2010 - Handgun

Printed lipiec 4, 2010 at 17:09



## Stage 9 -- H-9

	PTS	TIME	HIT FACTOR	STAGE POINTS	STAGE PERCENT	COMPETITOR # Name
1	145	23,19	6,2527	155,0000	100,00	1 Malcharek, Tomasz
2	146	25,08	5,8214	144,3078	93,10	42 Lisy, Radovan
3	147	25,96	5,6626	140,3709	90,56	2 Sioda, Wieslaw
4	142	25,32	5,6082	139,0238	89,69	28 Jankovic, Igor
5	143	26,63	5,3699	133,1157	85,88	60 Raketici, Branislav
6	139	27,51	5,0527	125,2532	80,81	7 Bojanowski, Piotr
7	142	28,20	5,0355	124,8256	80,53	22 Gaweda, Boguslaw
8	149	29,89	4,9849	123,5733	79,72	51 Noga, Tadeusz
9	145	29,43	4,9269	122,1356	78,80	34 Grigorjev, Konstantin
10	141	29,05	4,8537	120,3199	77,63	25 Golab, Tadeusz
11	142	30,77	4,6149	114,3998	73,81	63 Schuppik, Dariusz
12	141	33,04	4,2676	105,7897	68,25	81 Burzec, Wieslaw
13	127	30,19	4,2067	104,2810	67,28	17 Dabrowski, Juliusz
14	139	33,39	4,1629	103,1960	66,58	56 Plibersek, Iztok
15	120	29,06	4,1294	102,3647	66,04	43 Madajewski, Leszek
16	140	34,84	4,0184	99,6126	64,27	48 Molenda, Dariusz
17	135	34,50	3,9130	97,0017	62,58	6 Baluszynska, Agnieszka
18	144	36,93	3,8993	96,6602	62,36	80 Znamirovski, Slawomir
19	137	39,82	3,4405	85,2872	55,02	66 Sioda, Katarzyna
20	115	38,78	2,9654	73,5114	47,43	40 Kuc, Maciej
21	128	73,47	1,7422	43,1881	27,86	24 Gizinski, Zdzislaw
22	71	61,52	1,1541	28,6093	18,46	3 Prokop, Katarzyna

# PRODUCTION -- Overall Stage Results

3 Gun Squad-Senator Cup 2010 - Handgun


Printed lipiec 4, 2010 at 17:09



## Stage 9 -- H-9

	PTS	TIME	HIT FACTOR	STAGE POINTS	STAGE PERCENT	COMPETITOR # Name
1	149	22,67	6,5726	155,0000	100,00	37 Kovar, Zbynek
2	143	23,19	6,1665	145,4227	93,82	44 Marcinek, Pavel
3	149	25,04	5,9505	140,3295	90,54	54 Pavlic, Bostjan
4	151	26,25	5,7524	135,6577	87,52	41 Kwiecien, Stanislaw
5	137	24,05	5,6965	134,3391	86,67	69 Spychala, Maciek
6	143	27,79	5,1457	121,3513	78,29	31 Kapral, Wojtech
7	149	30,04	4,9601	116,9724	75,47	74 Wasilewski, Artur
8	132	27,27	4,8405	114,1526	73,65	14 Ciurzynski, Pawel
9	139	30,87	4,5028	106,1879	68,51	47 Mecwel, Przemyslaw
10	123	27,90	4,4086	103,9676	67,08	8 Borkowski, Łukasz
11	131	30,00	4,3667	102,9786	66,44	70 Swierczynski, Jaroslaw
12	141	32,80	4,2988	101,3776	65,40	33 Grigorjev, Kiril
13	131	30,96	4,2313	99,7855	64,38	39 Kubicz, Zbigniew
14	135	32,93	4,0996	96,6805	62,37	82 Kucharski, Tomasz
15	147	36,65	4,0109	94,5889	61,03	26 Gorski, Dominik
16	116	29,14	3,9808	93,8783	60,57	72 Topic, Marek
17	131	33,69	3,8884	91,6996	59,16	77 Zalewski, Marcin
18	151	38,87	3,8847	91,6135	59,11	36 Koprowski, Ryszard
19	145	38,40	3,7760	89,0500	57,45	23 Gdowski, Jacek
20	153	43,34	3,5302	83,2529	53,71	55 Pilch, Janusz
21	149	42,92	3,4716	81,8698	52,82	9 Caprata, Jaroslav
22	123	35,94	3,4224	80,7094	52,07	27 Grabarczyk, Jacek
23	101	31,59	3,1972	75,3995	48,64	67 Siuda, Krzysztof
24	128	40,91	3,1288	73,7866	47,60	57 Polak, Andrzej
25	130	42,22	3,0791	72,6143	46,85	32 Kekus, Krzysztof
26	125	40,79	3,0645	72,2692	46,63	58 Poniedzialek, Piotr
27	114	40,37	2,8239	66,5952	42,96	15 Cnotliwy, Slawomir
28	92	51,47	1,7874	42,1532	27,20	65 Simkiewicz, Tomasz
29	0	29,49	0,0000	0,0000	0,00	78 Zawodny, Bartlomiej

OPEN -- Overall Stage Results  
3 Gun Squad-Senator Cup 2010 - Handgun  
Printed lipiec 4, 2010 at 17:09



Stage 10 -- H-10

	PTS	TIME	HIT FACTOR	STAGE POINTS	STAGE PERCENT	COMPETITOR # Name
1	78	10,55	7,3934	80,0000	100,00	64 Sery, Jiri
2	74	10,43	7,0949	76,7707	95,96	16 Czauderna, Slawomir
3	76	13,60	5,5882	60,4676	75,58	76 Wylon, Marcin
4	60	12,59	4,7657	51,5672	64,46	75 Wylon, Marek
5	68	14,98	4,5394	49,1185	61,40	73 Viirlo, Jaanus
6	56	12,65	4,4269	47,9011	59,88	61 Safranek, Lumir
7	80	19,75	4,0506	43,8299	54,79	53 Olszewski, Krzysztof
8	68	22,65	3,0022	32,4854	40,61	35 Kleszcz, Roman
9	0	0,00	0,0000	0,0000	0,00	84 Rakusan, Josef
10	0	0,00	0,0000	0,0000	0,00	83 Pollard, Barry

# STANDARD -- Overall Stage Results

3 Gun Squad-Senator Cup 2010 - Handgun

Printed lipiec 4, 2010 at 17:09



## Stage 10 -- H-10

	PTS	TIME	HIT FACTOR	STAGE POINTS	STAGE PERCENT	COMPETITOR # Name
1	78	13,94	5,5954	80,0000	100,00	34 Grigorjev, Konstantin
2	71	13,11	5,4157	77,4308	96,79	25 Golab, Tadeusz
3	71	13,53	5,2476	75,0272	93,78	42 Lisy, Radovan
4	59	11,82	4,9915	71,3662	89,21	22 Gaweda, Boguslaw
5	77	15,80	4,8734	69,6774	87,10	2 Sioda, Wieslaw
6	75	16,01	4,6846	66,9774	83,72	51 Noga, Tadeusz
7	79	17,25	4,5797	65,4781	81,85	63 Schuppik, Dariusz
8	74	16,16	4,5792	65,4709	81,84	60 Raketic, Branislav
9	70	15,59	4,4901	64,1963	80,25	28 Jankovic, Igor
10	69	15,63	4,4146	63,1173	78,90	43 Madajewski, Leszek
11	76	17,43	4,3603	62,3411	77,93	80 Znamirovski, Slawomir
12	72	18,29	3,9366	56,2830	70,35	17 Dabrowski, Juliusz
13	72	18,35	3,9237	56,0989	70,12	7 Bojanowski, Piotr
14	71	22,47	3,1598	45,1766	56,47	48 Molenda, Dariusz
15	67	21,66	3,0933	44,2257	55,28	81 Burzec, Wieslaw
16	40	15,56	2,5707	36,7543	45,94	1 Malcharek, Tomasz
17	32	14,60	2,1918	31,3368	39,17	40 Kuc, Maciej
18	35	18,63	1,8787	26,8605	33,58	56 Plibersek, Iztok
19	62	38,87	1,5951	22,8053	28,51	3 Prokop, Katarzyna
20	51	44,58	1,1440	16,3564	20,45	66 Sioda, Katarzyna
21	39	48,30	0,8075	11,5445	14,43	24 Gizinski, Zdzislaw
22	0	12,28	0,0000	0,0000	0,00	6 Baluszynska, Agnieszka

# PRODUCTION -- Overall Stage Results

3 Gun Squad-Senator Cup 2010 - Handgun

Printed lipiec 4, 2010 at 17:09



## Stage 10 -- H-10

	PTS	TIME	HIT FACTOR	STAGE POINTS	STAGE PERCENT	COMPETITOR # Name
1	76	13,66	5,5637	80,0000	100,00	8 Borkowski, Łukasz
2	72	13,11	5,4920	78,9690	98,71	41 Kwiecien, Stanislaw
3	76	14,47	5,2522	75,5218	94,40	82 Kucharski, Tomasz
4	70	13,53	5,1737	74,3922	92,99	54 Pavlic, Bostjan
5	78	15,27	5,1081	73,4485	91,81	69 Spychala, Maciek
6	66	13,01	5,0730	72,9447	91,18	33 Grigorjev, Kiril
7	80	16,67	4,7990	69,0051	86,26	47 Mecwel, Przemyslaw
8	55	11,89	4,6257	66,5132	83,14	37 Kovar, Zbynek
9	74	16,05	4,6106	66,2955	82,87	74 Wasilewski, Artur
10	66	14,87	4,4385	63,8205	79,78	31 Kapral, Wojtech
11	68	16,71	4,0694	58,5140	73,14	44 Marcinek, Pavel
12	74	19,22	3,8502	55,3612	69,20	14 Ciurzynski, Pawel
13	78	21,33	3,6568	52,5812	65,73	39 Kubicz, Zbigniew
14	68	19,29	3,5251	50,6878	63,36	27 Grabarczyk, Jacek
15	72	20,84	3,4549	49,6777	62,10	9 Caprata, Jaroslav
16	59	17,58	3,3561	48,2570	60,32	57 Polak, Andrzej
17	58	19,95	2,9073	41,8035	52,25	67 Siuda, Krzysztof
18	49	18,06	2,7132	39,0126	48,77	77 Zalewski, Marcin
19	45	18,00	2,5000	35,9474	44,93	26 Gorski, Dominik
20	64	26,32	2,4316	34,9640	43,71	23 Gdowski, Jacek
21	62	26,23	2,3637	33,9876	42,48	58 Poniedzialek, Piotr
22	53	23,50	2,2553	32,4291	40,54	72 Topic, Marek
23	50	28,66	1,7446	25,0854	31,36	70 Swierczynski, Jaroslav
24	38	21,83	1,7407	25,0298	31,29	36 Koprowski, Ryszard
25	43	28,16	1,5270	21,9565	27,45	65 Simkiewicz, Tomasz
26	32	24,30	1,3169	18,9352	23,67	78 Zawodny, Bartlomiej
27	24	25,66	0,9353	13,4487	16,81	55 Pilch, Janusz
28	13	30,77	0,4225	6,0750	7,59	32 Kekus, Krzysztof
29	0	19,33	0,0000	0,0000	0,00	15 Cnotliwy, Slawomir